

University of Nebraska - Lincoln

DigitalCommons@University of Nebraska - Lincoln

POD Network Conference Materials

Professional and Organizational Development
Network in Higher Education

1986

The Great POD Conference Mystery

Follow this and additional works at: <http://digitalcommons.unl.edu/podconference>



Part of the [Higher Education Administration Commons](#)

"The Great POD Conference Mystery" (1986). *POD Network Conference Materials*. 46.
<http://digitalcommons.unl.edu/podconference/46>

This Article is brought to you for free and open access by the Professional and Organizational Development Network in Higher Education at DigitalCommons@University of Nebraska - Lincoln. It has been accepted for inclusion in POD Network Conference Materials by an authorized administrator of DigitalCommons@University of Nebraska - Lincoln.



THE GREAT POD CONFERENCE MYSTERY

What makes a POD session work for you? Past years have shown that most sessions seem to be very successful, but what are the characteristics which make that so? In keeping with one of the themes of this year's conference, the role of instructor-generated research as a faculty development tool, we have decided to do a bit of research at this very conference and on this very theme.

The first task is to identify what your hypotheses about a successful conference session are. These will form your personal research plan. Please list below the three characteristics of a session which you think are most responsible for making it a success. (Some examples might be how enthusiastic the presenter was, how organized the session was, how informative the session was, etc.). Then list the three characteristics of yourself as a participant which might influence how successful a session is. (For example, how wide awake you are, how interested in the topic you are, how much you participate, etc.)

Session Characteristics

1. Organized
2. Well-prepared
3. Relevant

My Characteristics

1. Learn something new
2. interesting/stim.
3. involved

As the conference proceeds, use these characteristics with the scales on the next two pages to collect some data on the relationship of these characteristics to your overall assessment of session effectiveness. We will have a group of volunteers do the same with a set of characteristics generated by the entire group. On Sunday we'll see how accurately we could predict what characteristics make for a successful session.

Classroom Res
Patricia Cross

Session Title:

Not Very Good 5
4
3
2
1
OK
Very Good

Session Characteristics (from page 1)	Very Descriptive	Somewhat Descriptive			Not Very Descriptive
1	1	2	3	4	5
2	1	2	3	4	5
3	1	2	3	4	5

My Characteristics (from page 1)	Very Descriptive	Somewhat Descriptive			Not Very Descriptive
1	1	2	3	4	5
2	1	2	3	4	5
3	1	2	3	4	5

Comments

Can we get this in print.

Peters, Menas, Chris
Res: Tactics for Getting Started

Session Title:

Not Very Good 5
4
3
2
1
OK
Very Good

Session Characteristics (from page 1)	Very Descriptive	Somewhat Descriptive			Not Very Descriptive
1	1	2	3	4	5
2	1	2	3	4	5
3	1	2	3	4	5

My Characteristics (from page 1)	Very Descriptive	Somewhat Descriptive			Not Very Descriptive
1	1	2	3	4	5
2	1	2	3	4	5
3	1	2	3	4	5

Comments

Session Characteristics (from page 1)	Very Descriptive	Somewhat Descriptive			Not Very Descriptive
1	1	2	3	4	5
2	1	2	3	4	5
3	1	2	3	4	5

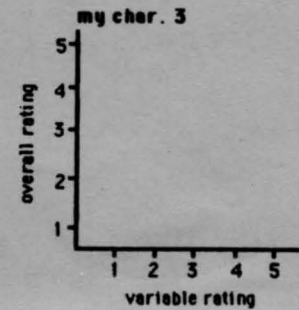
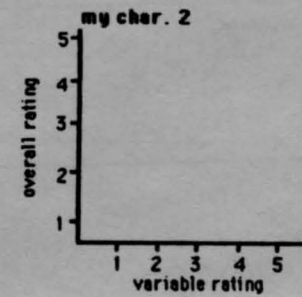
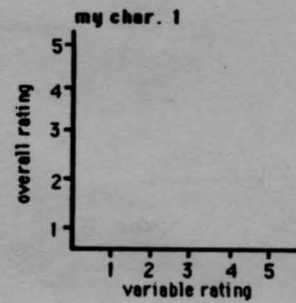
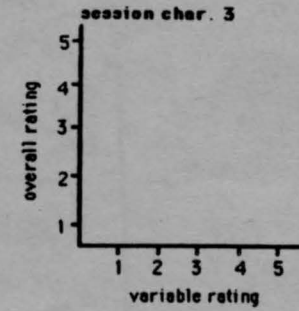
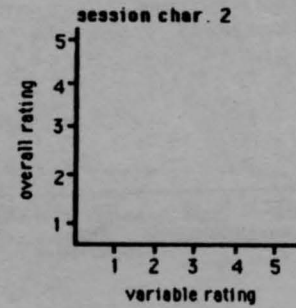
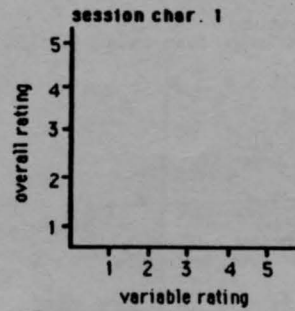
My Characteristics (from page 1)	Very Descriptive	Somewhat Descriptive			Not Very Descriptive
1	1	2	3	4	5
2	1	2	3	4	5
3	1	2	3	4	5

Comments

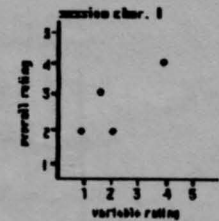
Session Characteristics (from page 1)	Very Descriptive	Somewhat Descriptive			Not Very Descriptive
1	1	2	3	4	5
2	1	2	3	4	5
3	1	2	3	4	5

My Characteristics (from page 1)	Very Descriptive	Somewhat Descriptive			Not Very Descriptive
1	1	2	3	4	5
2	1	2	3	4	5
3	1	2	3	4	5

Comments



On this page, plot the pairs of ratings you gave the sessions and the session or your own characteristics. For example, if you rated a session as a 2 overall and on the first session characteristic rated it as a 1, you would make a mark at the intersect of 1,2 on the first graph above. Do this for all six characteristics. You will then have a scatter plot of the correspondence between your ratings of the sessions and each characteristic you thought would be important. A plot would look like this.



Did any of the characteristics correlate with your overall ratings?

Were there any other characteristics you noticed during the sessions?

What effect did doing this little experiment have on your experience?