

August 2000

Transient spin structures at the antiferro-to-paramagnetic phase boundary of FeBr₂

Christian Binek

University of Nebraska-Lincoln, cbinek@unl.edu

Follow this and additional works at: <http://digitalcommons.unl.edu/physicsbinek>



Part of the [Physics Commons](#)

Binek, Christian, "Transient spin structures at the antiferro-to-paramagnetic phase boundary of FeBr₂" (2000). *Christian Binek Publications*. 47.

<http://digitalcommons.unl.edu/physicsbinek/47>

This Article is brought to you for free and open access by the Research Papers in Physics and Astronomy at DigitalCommons@University of Nebraska - Lincoln. It has been accepted for inclusion in Christian Binek Publications by an authorized administrator of DigitalCommons@University of Nebraska - Lincoln.

Transient spin structures at the antiferro-to-paramagnetic phase boundary of FeBr_2

M.M.P. de Azevedo ^a, Ch. Binek ^a, J. Kushauer ^a, W. Kleemann ^{a,*}, D. Bertrand ^b

^a *Angewandte Physik, Gerhard-Mercator-Universität Duisburg, D-47048 Duisburg, Germany*

^b *Laboratoire de Physique des Solides ¹, INSA, F-31077 Toulouse Cedex, France*

Abstract

Excess magnetization and anomalous susceptibility loss is observed on antiferromagnetic FeBr_2 in an axial field H below and above its H - T -phase boundary between the multicritical temperature ($T_m = 4.6$ K) and the Néel temperature ($T_N = 14.1$ K). These and other unusual properties of FeBr_2 are attributed to frustration-induced intraplanar non-critical spin fluctuations, which can be simulated within the framework of a triaxial version of the 2D-ANNNI model.

Both FeBr_2 and FeCl_2 are considered as textbook examples of Ising-type metamagnets [1] with tricritical points on their magnetic field (H) vs. temperature (T) phase boundary. Their layered structures consist of triangular Fe^{2+} planes with ferromagnetic (FM) intra-layer coupling, separated from each other by two diamagnetic halide layers and coupled by weak antiferromagnetic (AF) exchange, J' . In spite of their qualitative similarities both phase diagrams show significant differences [2], which are not understood by simply scaling with the relevant interaction parameters [3]. Recently [4] it was argued that the in-plane frustration in FeBr_2 might be at the origin of the unusual features of its H - T phase diagram.

This idea is pursued in the present paper. We report on measurements of the magnetization M and of the complex susceptibility $\chi' - i\chi''$ as functions of H and T . Precursor anomalies are observed below the second-order phase transition (PT) line, H_c vs. T , between the multicritical and Néel temperature, $T_m = 4.6$ K and $T_N = 14.1$ K. They are attributed to transient non-uniform spin structures within that sublattice, whose FM order is reversed as $H > H_c$. These anomalies are described within a model closely related to the well-known [5] two-dimensional (2D) ANNNI model. The 2D spin fluctuations are non-critical similarly to those observed on the edge layers in the $\langle 3 \rangle$ -phase of the conventional 3D-ANNNI model [6].

The magnetization was measured by SQUID magnetometry on [0001] oriented single crystal samples with thickness $t \approx 0.2$ mm. Fig. 1 shows M , dM/dH_a , χ' and

χ'' vs. applied field H_a at $T = 6.0$ K. The second-order PT at $H_c = 2.54$ MA/m yields, as expected [2], sharp peaks of both dM/dH_a and χ' . Below H_c , however, they are asymmetrically broadened and reveal a plateau, $dM/dH_a \approx \text{const}$. This seems to hint at an intermediate spin-flop phase with continuously rising magnetization. However, field-induced in-plane spin components were excluded by recent Mössbauer investigations [7] and the prominent peak of χ'' vs. H_a (Fig. 1) is incompatible with spin-flop long-range order (LRO). It rather hints at strong fluctuations centered at about $0.88H_c$. Interestingly, another peak of χ'' appears in the paramagnetic (PM) phase at $H \approx 1.07H_c$, whereas the critical fluctuations at $H \approx H_c$ are nearly suppressed.

These results are corroborated by the T dependences of M , χ' and χ'' shown in Fig. 2 in the range $2 \leq T \leq 16$ K for constant fields $0.4 \leq H_a < 2.9$ MA/m. The mixed AF + PM phase yields virtually constant isomagnets $M(T)$ at $T_c < T_m$ up to kink points (arrows) for $2.4 \leq H_a \leq 2.8$

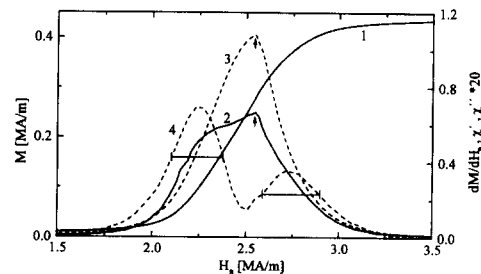


Fig. 1. M (1), dM/dH_a (2), χ' (3) and χ'' (4) (both at frequency $f = 20$ Hz) vs. H_a measured on FeBr_2 at $T = 6.0$ K. $H_c = 2.54$ MA/m and field ranges of strong non-critical fluctuations (see text) are indicated by arrows and bars, respectively.

* Corresponding author. Fax: +49-203-379 3163; email: hm338kl@duc220.uni-duisburg.de.

¹ Laboratoire associé au CNRS (URA 74).

MA/m. Inflection points of $M(T)$ and sharp cusps of $\chi'(T)$ and $\chi''(T)$ (arrows) determine $T_c(H_a)$ on the second-order PT line. The H_a-T phase diagram thus obtained is shown in Fig. 2c. It largely agrees with previous results [2]. Below the phase boundary, in the range $1.6 \leq H_a \leq 2.4$ MA/m, convex-shaped $M(T)$ and $\chi'(T)$ curves and prominent, albeit rounded peaks of $\chi''(T)$ are observed. They coincide with those of $\chi''(H_a)$ (Fig. 1). By plotting the full widths of 60% of the maximum of $\chi''(H_a)$ (Fig. 1) and $\chi''(T)$ (Fig. 2b) a strip-shaped regime of ‘strong non-critical fluctuations’ is defined in the H_a-T plane of Fig. 2c.

We propose that these fluctuations are due to intraplanar frustration as illustrated in Fig. 2 (bottom), where ANNNI-type $\langle 3 \rangle$ structures [5] with finite correlation length appear on the down-spin sublattice. In the case of FeBr₂ we propose a triaxial version of the 2D-ANNNI model (‘TNNNI’) with 6 nearest ($J_1 > 0$) and 6 third-nearest neighbors ($J_3 < 0$). In fact, Monte Carlo (MC) simulations of this model with $J_3 = -0.9J_1$, $T = 0.1J_1$ and $H = 0$ (Fig. 3a) show long-lived triple stripe patterns along [1000], [0100] and [0010], respectively. Very probably they define the ground state of the 2D-TNNNI model at sufficiently large $|J_3/J_1|$. They resemble double stripes and 4×4 checkerboard patterns of the biaxial 2D-ANNNI model ground state [5]. In order to simulate the situation of FeBr₂ ($J_3 = -0.21J_1$, $J_2 = -0.02J_1 \approx 0$ [8]) at $T_m < T$

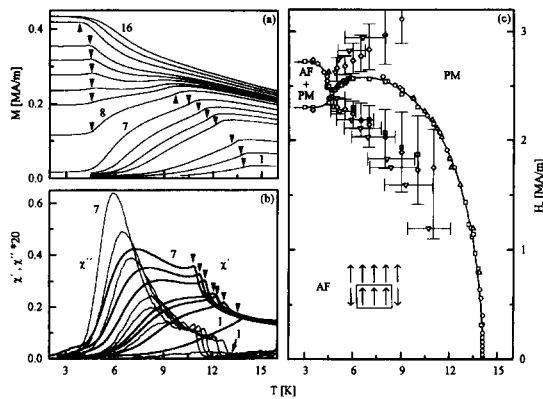


Fig. 2. (a) M vs. T , and (b) χ' and χ'' (both at 20 Hz) vs. T measured on FeBr₂ at applied fields, (a) 0.4 (1), 0.8 (2), 1.2 (3), 1.8 (4), 1.9 (5), 2.0 (6), 2.22 (7), 2.4 (8), 2.46 (9), 2.5 (10), 2.55 (11), 2.6 (12), 2.63 (13), 2.7 (14), 2.8 (15), 2.87 MA/m (16), and (b) 0.8 (1), 1.6 (2), 1.75 (3), 1.8 (4), 2.0 (5), 2.1 (6), 2.2 MA/m (7). PTs are indicated by arrows. (c) H_a-T phase diagram (data points with eye-guiding lines) and regimes of strong non-critical fluctuations (data points with bars and pictogram with typical 2D spin fluctuations; see text) obtained from M vs. T (\circ) and H_a (\square), χ' vs. T (\triangle), χ'' vs. T (∇) and H_a (\diamond) (Figs. 1, 2a and b).




Fig. 3. MC simulated spin configurations (white: up-spins, black: down spins) of the 2D triangular Ising ferromagnet with (a) $J_3 = -0.9J_1$, $T = 0.1J_1$, $H = 0$ at equilibrium, and (b) $J_3 = -0.3J_1$, $T = 0.7J_1$, $H = -0.1J_1$ at four MC steps distance.

$< T_N$ and $H_a < H_c \approx J'$, we performed MC calculations letting $J_3 = -0.3J_1$, $T = 0.7J_1$ and $H = -0.1J_1$. Although this system maintains its down-spin LRO, it reveals surprisingly long-lived mesoscopic up-spin clusters (Fig. 3b), which resemble the above triple stripes.

Very probably these spin fluctuations cause the excess contributions to M and χ' as confirmed also by preliminary MC simulations. Their dynamics gives rise to magnetic noise and, hence, to peaks of χ'' . Furthermore, we propose that they also give rise to anomalously small intraplanar AF correlation lengths observed at $H = 0$ above T_N [8]. In addition they probably enhance the stability of the AF phase by entropy against the spin-flipping field. This explains the unusual balloon-like shape of the $H-T$ phase line at $T > T_m$. The peak of χ'' at $H > H_c$ (Fig. 1) is probably also due to 2D-TNNNI fluctuations appearing, however, on all Fe²⁺ layers. The suppression of χ'' at the crossover from 2D non-critical to 3D critical fluctuations involving J' in addition to $J_1 + J_3$ at $H \approx H_c$ (Figs. 1 and 2b) is hitherto poorly understood.

Acknowledgements: We thank W. Selke for useful discussions and DFG (SFB166) for financial support.

References

- [1] I.S. Jacobs and P.E. Lawrence, J. Appl. Phys. 35 (1964) 996; Phys. Rev. 164 (1967) 866.
- [2] A.R. Fert, P. Carrara, M.C. Lanusse, G. Mischler and J.P. Redoules, J. Phys. Chem. Solids 34 (1973) 223.
- [3] E. Strykowski and N. Giordano, Adv. Phys. 26 (1977) 487; Z. Onyszkiewicz, Physica A 103 (1980) 274.
- [4] L. Hernandez, H.T. Diep and D. Bertrand, Europhys. Lett. 21 (1993) 711.
- [5] W. Selke, Phase Transitions and Critical Phenomena, eds. C. Domb and J.L. Lebowitz (Academic Press, New York, 1992) Vol. 15, p. 1.
- [6] F. Rotthaus and W. Selke, J. Phys. Soc. Jpn. 62 (1993) 378.
- [7] R.A. Brand and J. Pelloth, unpublished.
- [8] S. Pouget, PhD Thesis, INSA, Toulouse, France, 1993.