

5-31-2006

Search for excited muons in $p\bar{p}$ collisions at $\sqrt{s} = 1.96$ TeV

V.M. Abazov

Joint Institute for Nuclear Research, Dubna, Russia

Kenneth A. Bloom

University of Nebraska - Lincoln, kbloom2@unl.edu

Gregory R. Snow

University of Nebraska-Lincoln, gsnow1@unl.edu

D0 Collaboration

Follow this and additional works at: <http://digitalcommons.unl.edu/physicsbloom>

 Part of the [Physics Commons](#)

Abazov, V.M.; Bloom, Kenneth A.; Snow, Gregory R.; and Collaboration, D0, "Search for excited muons in $p\bar{p}$ collisions at $\sqrt{s} = 1.96$ TeV" (2006). *Kenneth Bloom Publications*. 182.

<http://digitalcommons.unl.edu/physicsbloom/182>

This Article is brought to you for free and open access by the Research Papers in Physics and Astronomy at DigitalCommons@University of Nebraska - Lincoln. It has been accepted for inclusion in Kenneth Bloom Publications by an authorized administrator of DigitalCommons@University of Nebraska - Lincoln.

Search for excited muons in $p\bar{p}$ collisions at $\sqrt{s} = 1.96$ TeV

V. M. Abazov,³⁶ B. Abbott,⁷⁶ M. Abolins,⁶⁶ B. S. Acharya,²⁹ M. Adams,⁵² T. Adams,⁵⁰ M. Agelou,¹⁸ J.-L. Agram,¹⁹ S. H. Ahn,³¹ M. Ahsan,⁶⁰ G. D. Alexeev,³⁶ G. Alkhozov,⁴⁰ A. Alton,⁶⁵ G. Alverson,⁶⁴ G. A. Alves,² M. Anastasoia,³⁵ T. Andeen,⁵⁴ S. Anderson,⁴⁶ B. Andrieu,¹⁷ M. S. Anzels,⁵⁴ Y. Arnaud,¹⁴ M. Arov,⁵³ A. Askew,⁵⁰ B. Åsman,⁴¹ A. C. S. Assis Jesus,³ O. Atramentov,⁵⁸ C. Autermann,²¹ C. Avila,⁸ C. Ay,²⁴ F. Badaud,¹³ A. Baden,⁶² L. Bagby,⁵³ B. Baldin,⁵¹ D. V. Bandurin,³⁶ P. Banerjee,²⁹ S. Banerjee,²⁹ E. Barberis,⁶⁴ P. Bargassa,⁸¹ P. Baringer,⁵⁹ C. Barnes,⁴⁴ J. Barreto,² J. F. Bartlett,⁵¹ U. Bassler,¹⁷ D. Bauer,⁴⁴ A. Bean,⁵⁹ M. Begalli,³ M. Begel,⁷² C. Belanger-Champagne,⁵ A. Bellavance,⁶⁸ J. A. Benitez,⁶⁶ S. B. Beri,²⁷ G. Bernardi,¹⁷ R. Bernhard,⁴² L. Berntzon,¹⁵ I. Bertram,⁴³ M. Besançon,¹⁸ R. Beuselinck,⁴⁴ V. A. Bezzubov,³⁹ P. C. Bhat,⁵¹ V. Bhatnagar,²⁷ M. Binder,²⁵ C. Biscarat,⁴³ K. M. Black,⁶³ I. Blackler,⁴⁴ G. Blazey,⁵³ F. Blekman,⁴⁴ S. Blessing,⁵⁰ D. Bloch,¹⁹ K. Bloom,⁶⁸ U. Blumenschein,²³ A. Boehnlein,⁵¹ O. Boeriu,⁵⁶ T. A. Bolton,⁶⁰ F. Borchering,⁵¹ G. Borissov,⁴³ K. Bos,³⁴ T. Bose,⁷⁸ A. Brandt,⁷⁹ R. Brock,⁶⁶ G. Brooijmans,⁷¹ A. Bross,⁵¹ D. Brown,⁷⁹ N. J. Buchanan,⁵⁰ D. Buchholz,⁵⁴ M. Buehler,⁸² V. Buescher,²³ S. Burdin,⁵¹ S. Burke,⁴⁶ T. H. Burnett,⁸³ E. Busato,¹⁷ C. P. Buszello,⁴⁴ J. M. Butler,⁶³ S. Calvet,¹⁵ J. Cammin,⁷² S. Caron,³⁴ W. Carvalho,³ B. C. K. Casey,⁷⁸ N. M. Cason,⁵⁶ H. Castilla-Valdez,³³ S. Chakrabarti,²⁹ D. Chakraborty,⁵³ K. M. Chan,⁷² A. Chandra,⁴⁹ D. Chapin,⁷⁸ F. Charles,¹⁹ E. Cheu,⁴⁶ F. Chevallier,¹⁴ D. K. Cho,⁶³ S. Choi,³² B. Choudhary,²⁸ L. Christofek,⁵⁹ D. Claes,⁶⁸ B. Clément,¹⁹ C. Clément,⁴¹ Y. Coadou,⁵ J. Coenen,²¹ M. Cooke,⁸¹ W. E. Cooper,⁵¹ D. Coppage,⁵⁹ M. Corcoran,⁸¹ M.-C. Cousinou,¹⁵ B. Cox,⁴⁵ S. Crépe-Renaudin,¹⁴ D. Cutts,⁷⁸ M. Cwiok,³⁰ H. da Motta,² A. Das,⁶³ M. Das,⁶¹ B. Davies,⁴³ G. Davies,⁴⁴ G. A. Davis,⁵⁴ K. De,⁷⁹ P. de Jong,³⁴ S. J. de Jong,³⁵ E. De La Cruz-Burelo,⁶⁵ C. De Oliveira Martins,³ J. D. Degenhardt,⁶⁵ F. Déliot,¹⁸ M. Demarteau,⁵¹ R. Demina,⁷² P. Demine,¹⁸ D. Denisov,⁵¹ S. P. Denisov,³⁹ S. Desai,⁷³ H. T. Diehl,⁵¹ M. Diesburg,⁵¹ M. Doidge,⁴³ A. Dominguez,⁶⁸ H. Dong,⁷³ L. V. Dudko,³⁸ L. Dufлот,¹⁶ S. R. Dugad,²⁹ A. Duperrin,¹⁵ J. Dyer,⁶⁶ A. Dyshkant,⁵³ M. Eads,⁶⁸ D. Edmunds,⁶⁶ T. Edwards,⁴⁵ J. Ellison,⁴⁹ J. Elmsheuser,²⁵ V. D. Elvira,⁵¹ S. Eno,⁶² P. Ermolov,³⁸ J. Estrada,⁵¹ H. Evans,⁵⁵ A. Evdokimov,³⁷ V. N. Evdokimov,³⁹ S. N. Fatakia,⁶³ L. Feligioni,⁶³ A. V. Ferapontov,⁶⁰ T. Ferbel,⁷² F. Fiedler,²⁵ F. Filthaut,³⁵ W. Fisher,⁵¹ H. E. Fisk,⁵¹ I. Fleck,²³ M. Ford,⁴⁵ M. Fortner,⁵³ H. Fox,²³ S. Fu,⁵¹ S. Fuess,⁵¹ T. Gadfort,⁸³ C. F. Galea,³⁵ E. Gallas,⁵¹ E. Galyaev,⁵⁶ C. Garcia,⁷² A. Garcia-Bellido,⁸³ J. Gardner,⁵⁹ V. Gavrilov,³⁷ A. Gay,¹⁹ P. Gay,¹³ D. Gelé,¹⁹ R. Gelhaus,⁴⁹ C. E. Gerber,⁵² Y. Gershtein,⁵⁰ D. Gillberg,⁵ G. Ginther,⁷² N. Gollub,⁴¹ B. Gómez,⁸ K. Gounder,⁵¹ A. Goussiou,⁵⁶ P. D. Grannis,⁷³ H. Greenlee,⁵¹ Z. D. Greenwood,⁶¹ E. M. Gregores,⁴ G. Grenier,²⁰ Ph. Gris,¹³ J.-F. Grivaz,¹⁶ S. Grünendahl,⁵¹ M. W. Grünewald,³⁰ F. Guo,⁷³ J. Guo,⁷³ G. Gutierrez,⁵¹ P. Gutierrez,⁷⁶ A. Haas,⁷¹ N. J. Hadley,⁶² P. Haefner,²⁵ S. Hagopian,⁵⁰ J. Haley,⁶⁹ I. Hall,⁷⁶ R. E. Hall,⁴⁸ L. Han,⁷ K. Hanagaki,⁵¹ K. Harder,⁶⁰ A. Harel,⁷² R. Harrington,⁶⁴ J. M. Hauptman,⁵⁸ R. Hauser,⁶⁶ J. Hays,⁵⁴ T. Hebbeker,²¹ D. Hedin,⁵³ J. G. Hegeman,³⁴ J. M. Heinmiller,⁵² A. P. Heinson,⁴⁹ U. Heintz,⁶³ C. Hensel,⁵⁹ G. Hesketh,⁶⁴ M. D. Hildreth,⁵⁶ R. Hirosky,⁸² J. D. Hobbs,⁷³ B. Hoeneisen,¹² M. Hohlfield,¹⁶ S. J. Hong,³¹ R. Hooper,⁷⁸ P. Houben,³⁴ Y. Hu,⁷³ V. Hynek,⁹ I. Iashvili,⁷⁰ R. Illingworth,⁵¹ A. S. Ito,⁵¹ S. Jabeen,⁶³ M. Jaffré,¹⁶ S. Jain,⁷⁶ K. Jakobs,²³ C. Jarvis,⁶² A. Jenkins,⁴⁴ R. Jesik,⁴⁴ K. Johns,⁴⁶ C. Johnson,⁷¹ M. Johnson,⁵¹ A. Jonckheere,⁵¹ P. Jonsson,⁴⁴ A. Juste,⁵¹ D. Käfer,²¹ S. Kahn,⁷⁴ E. Kajfasz,¹⁵ A. M. Kalinin,³⁶ J. M. Kalk,⁶¹ J. R. Kalk,⁶⁶ S. Kappler,²¹ D. Karmanov,³⁸ J. Kasper,⁶³ I. Katsanos,⁷¹ D. Kau,⁵⁰ R. Kaur,²⁷ R. Kehoe,⁸⁰ S. Kermiche,¹⁵ S. Kesisoglou,⁷⁸ A. Khanov,⁷⁷ A. Kharchilava,⁷⁰ Y. M. Kharzheev,³⁶ D. Khatidze,⁷¹ H. Kim,⁷⁹ T. J. Kim,³¹ M. H. Kirby,³⁵ B. Klima,⁵¹ J. M. Kohli,²⁷ J.-P. Konrath,²³ M. Kopal,⁷⁶ V. M. Korablev,³⁹ J. Kotcher,⁷⁴ B. Kothari,⁷¹ A. Koubarovsky,³⁸ A. V. Kozelov,³⁹ J. Kozminski,⁶⁶ A. Kryemadhi,⁸² S. Krzywdzinski,⁵¹ T. Kuhl,²⁴ A. Kumar,⁷⁰ S. Kunori,⁶² A. Kupco,¹¹ T. Kurča,^{20,*} J. Kvita,⁹ S. Lager,⁴¹ S. Lammers,⁷¹ G. Landsberg,⁷⁸ J. Lazoflores,⁵⁰ A.-C. Le Bihan,¹⁹ P. Lebrun,²⁰ W. M. Lee,⁵³ A. Leflat,³⁸ F. Lehner,⁴² C. Leonidopoulos,⁷¹ V. Lesne,¹³ J. Leveque,⁴⁶ P. Lewis,⁴⁴ J. Li,⁷⁹ Q. Z. Li,⁵¹ J. G. R. Lima,⁵³ D. Lincoln,⁵¹ J. Linnemann,⁶⁶ V. V. Lipaev,³⁹ R. Lipton,⁵¹ Z. Liu,⁵ L. Lobo,⁴⁴ A. Lobodenko,⁴⁰ M. Lokajicek,¹¹ A. Lounis,¹⁹ P. Love,⁴³ H. J. Lubatti,⁸³ M. Lynker,⁵⁶ A. L. Lyon,⁵¹ A. K. A. Maciel,² R. J. Madaras,⁴⁷ P. Mättig,²⁶ C. Magass,²¹ A. Magerkurth,⁶⁵ A.-M. Magnan,¹⁴ N. Makovec,¹⁶ P. K. Mal,⁵⁶ H. B. Malbouisson,³ S. Malik,⁶⁸ V. L. Malyshev,³⁶ H. S. Mao,⁶ Y. Maravin,⁶⁰ M. Martens,⁵¹ S. E. K. Mattingly,⁷⁸ R. McCarthy,⁷³ R. McCroskey,⁴⁶ D. Meder,²⁴ A. Melnitchouk,⁶⁷ A. Mendes,¹⁵ L. Mendoza,⁸ M. Merkin,³⁸ K. W. Merritt,⁵¹ A. Meyer,²¹ J. Meyer,²² M. Michaut,¹⁸ H. Miettinen,⁸¹ T. Millet,²⁰ J. Mitrevski,⁷¹ J. Molina,³ N. K. Mondal,²⁹ J. Monk,⁴⁵ R. W. Moore,⁵ T. Moulík,⁵⁹ G. S. Muanza,¹⁶ M. Mulders,⁵¹ M. Mulhearn,⁷¹ L. Mundim,³ Y. D. Mutaf,⁷³ E. Nagy,¹⁵ M. Naimuddin,²⁸ M. Narain,⁶³ N. A. Naumann,³⁵ H. A. Neal,⁶⁵ J. P. Negret,⁸ S. Nelson,⁵⁰ P. Neustroev,⁴⁰ C. Noeding,²³ A. Nomerotski,⁵¹ S. F. Novaes,⁴ T. Nunnemann,²⁵ V. O'Dell,⁵¹ D. C. O'Neil,⁵ G. Obrant,⁴⁰ V. Oguri,³ N. Oliveira,³ N. Oshima,⁵¹ R. Otec,¹⁰ G. J. Otero y Garzón,⁵² M. Owen,⁴⁵ P. Padley,⁸¹ N. Parashar,⁵⁷ S.-J. Park,⁷² S. K. Park,³¹ J. Parsons,⁷¹ R. Partridge,⁷⁸ N. Parua,⁷³ A. Patwa,⁷⁴ G. Pawloski,⁸¹ P. M. Perea,⁴⁹ E. Perez,¹⁸ K. Peters,⁴⁵

P. Pétroff,¹⁶ M. Petteni,⁴⁴ R. Piegaiia,¹ M.-A. Pleier,²² P. L. M. Podesta-Lerma,³³ V. M. Podstavkov,⁵¹ Y. Pogorelov,⁵⁶ M.-E. Pol,² A. Pompoš,⁷⁶ B. G. Pope,⁶⁶ A. V. Popov,³⁹ W. L. Prado da Silva,³ H. B. Prosper,⁵⁰ S. Protopopescu,⁷⁴ J. Qian,⁶⁵ A. Quadt,²² B. Quinn,⁶⁷ K. J. Rani,²⁹ K. Ranjan,²⁸ P. A. Rapidis,⁵¹ P. N. Ratoff,⁴³ P. Renkel,⁸⁰ S. Reucroft,⁶⁴ M. Rijssenbeek,⁷³ I. Ripp-Baudot,¹⁹ F. Rizatdinova,⁷⁷ S. Robinson,⁴⁴ R. F. Rodrigues,³ C. Royon,¹⁸ P. Rubinov,⁵¹ R. Ruchti,⁵⁶ V. I. Rud,³⁸ G. Sajot,¹⁴ A. Sánchez-Hernández,³³ M. P. Sanders,⁶² A. Santoro,³ G. Savage,⁵¹ L. Sawyer,⁶¹ T. Scanlon,⁴⁴ D. Schaile,²⁵ R. D. Schamberger,⁷³ Y. Scheglov,⁴⁰ H. Schellman,⁵⁴ P. Schieferdecker,²⁵ C. Schmitt,²⁶ C. Schwanenberger,⁴⁵ A. Schwartzman,⁶⁹ R. Schwienhorst,⁶⁶ S. Sengupta,⁵⁰ H. Severini,⁷⁶ E. Shabalina,⁵² M. Shamim,⁶⁰ V. Shary,¹⁸ A. A. Shchukin,³⁹ W. D. Shephard,⁵⁶ R. K. Shivpuri,²⁸ D. Shpakov,⁶⁴ V. Siccardi,¹⁹ R. A. Sidwell,⁶⁰ V. Simak,¹⁰ V. Sirotenko,⁵¹ P. Skubic,⁷⁶ P. Slattery,⁷² R. P. Smith,⁵¹ G. R. Snow,⁶⁸ J. Snow,⁷⁵ S. Snyder,⁷⁴ S. Söldner-Rembold,⁴⁵ X. Song,⁵³ L. Sonnenschein,¹⁷ A. Sopczak,⁴³ M. Sosebee,⁷⁹ K. Soustruznik,⁹ M. Souza,² B. Spurlock,⁷⁹ J. Stark,¹⁴ J. Steele,⁶¹ K. Stevenson,⁵⁵ V. Stolin,³⁷ A. Stone,⁵² D. A. Stoyanova,³⁹ J. Strandberg,⁴¹ M. A. Strang,⁷⁰ M. Strauss,⁷⁶ R. Ströhmer,²⁵ D. Strom,⁵⁴ M. Strovink,⁴⁷ L. Stutte,⁵¹ S. Sumowidagdo,⁵⁰ A. Sznajder,³ M. Talby,¹⁵ P. Tamburello,⁴⁶ W. Taylor,⁵ P. Telford,⁴⁵ J. Temple,⁴⁶ B. Tiller,²⁵ M. Titov,²³ V. V. Tokmenin,³⁶ M. Tomoto,⁵¹ T. Toole,⁶² I. Torchiani,²³ S. Towers,⁴³ T. Trefzger,²⁴ S. Trincaz-Duvoid,¹⁷ D. Tsybychev,⁷³ B. Tuchming,¹⁸ C. Tully,⁶⁹ A. S. Turcot,⁴⁵ P. M. Tuts,⁷¹ R. Unalan,⁶⁶ L. Uvarov,⁴⁰ S. Uvarov,⁴⁰ S. Uzunyan,⁵³ B. Vachon,⁵ P. J. van den Berg,³⁴ R. Van Kooten,⁵⁵ W. M. van Leeuwen,³⁴ N. Varelas,⁵² E. W. Varnes,⁴⁶ A. Vartapetian,⁷⁹ I. A. Vasilyev,³⁹ M. Vaupel,²⁶ P. Verdier,²⁰ L. S. Vertogradov,³⁶ M. Verzocchi,⁵¹ F. Villeneuve-Seguiier,⁴⁴ P. Vint,⁴⁴ J.-R. Vlimant,¹⁷ E. Von Toerne,⁶⁰ M. Voutilainen,^{68,†} M. Vreeswijk,³⁴ H. D. Wahl,⁵⁰ L. Wang,⁶² J. Warchol,⁵⁶ G. Watts,⁸³ M. Wayne,⁵⁶ M. Weber,⁵¹ H. Weerts,⁶⁶ N. Wermes,²² M. Wetstein,⁶² A. White,⁷⁹ D. Wicke,²⁶ G. W. Wilson,⁵⁹ S. J. Wimpenny,⁴⁹ M. Wobisch,⁵¹ J. Womersley,⁵¹ D. R. Wood,⁶⁴ T. R. Wyatt,⁴⁵ Y. Xie,⁷⁸ N. Xuan,⁵⁶ S. Yacoub,⁵⁴ R. Yamada,⁵¹ M. Yan,⁶² T. Yasuda,⁵¹ Y. A. Yatsunenko,³⁶ K. Yip,⁷⁴ H. D. Yoo,⁷⁸ S. W. Youn,⁵⁴ C. Yu,¹⁴ J. Yu,⁷⁹ A. Yurkewicz,⁷³ A. Zatserklyaniy,⁵³ C. Zeitnitz,²⁶ D. Zhang,⁵¹ T. Zhao,⁸³ Z. Zhao,⁶⁵ B. Zhou,⁶⁵ J. Zhu,⁷³ M. Zielinski,⁷² D. Zieminska,⁵⁵ A. Zieminski,⁵⁵ V. Zutshi,⁵³ and E. G. Zverev³⁸

(D0 Collaboration)

¹Universidad de Buenos Aires, Buenos Aires, Argentina²LAFEX, Centro Brasileiro de Pesquisas Físicas, Rio de Janeiro, Brazil³Universidade do Estado do Rio de Janeiro, Rio de Janeiro, Brazil⁴Instituto de Física Teórica, Universidade Estadual Paulista, São Paulo, Brazil⁵University of Alberta, Edmonton, Alberta, Canada, Simon Fraser University, Burnaby, British Columbia, Canada, York University, Toronto, Ontario, Canada, and McGill University, Montreal, Quebec, Canada⁶Institute of High Energy Physics, Beijing, People's Republic of China⁷University of Science and Technology of China, Hefei, People's Republic of China⁸Universidad de los Andes, Bogotá, Colombia⁹Center for Particle Physics, Charles University, Prague, Czech Republic¹⁰Czech Technical University, Prague, Czech Republic¹¹Center for Particle Physics, Institute of Physics, Academy of Sciences of the Czech Republic, Prague, Czech Republic¹²Universidad San Francisco de Quito, Quito, Ecuador¹³Laboratoire de Physique Corpusculaire, IN2P3-CNRS, Université Blaise Pascal, Clermont-Ferrand, France¹⁴Laboratoire de Physique Subatomique et de Cosmologie, IN2P3-CNRS, Université de Grenoble I, Grenoble, France¹⁵CPPM, IN2P3-CNRS, Université de la Méditerranée, Marseille, France¹⁶IN2P3-CNRS, Laboratoire de l'Accélérateur Linéaire, Orsay, France¹⁷LPNHE, IN2P3-CNRS, Universités Paris VI and VII, Paris, France¹⁸DAPNIA/Service de Physique des Particules, CEA, Saclay, France¹⁹IReS, IN2P3-CNRS, Université Louis Pasteur, Strasbourg, France, and Université de Haute Alsace, Mulhouse, France²⁰Institut de Physique Nucléaire de Lyon, IN2P3-CNRS, Université Claude Bernard, Villeurbanne, France²¹III. Physikalisches Institut A, RWTH Aachen, Aachen, Germany²²Physikalisches Institut, Universität Bonn, Bonn, Germany²³Physikalisches Institut, Universität Freiburg, Freiburg, Germany²⁴Institut für Physik, Universität Mainz, Mainz, Germany²⁵Ludwig-Maximilians-Universität München, München, Germany²⁶Fachbereich Physik, University of Wuppertal, Wuppertal, Germany²⁷Panjab University, Chandigarh, India²⁸Delhi University, Delhi, India²⁹Tata Institute of Fundamental Research, Mumbai, India

- ³⁰University College Dublin, Dublin, Ireland
³¹Korea Detector Laboratory, Korea University, Seoul, Korea
³²SungKyunKwan University, Suwon, Korea
³³CINVESTAV, Mexico City, Mexico
³⁴FOM-Institute NIKHEF and University of Amsterdam/NIKHEF, Amsterdam, The Netherlands
³⁵Radboud University Nijmegen/NIKHEF, Nijmegen, The Netherlands
³⁶Joint Institute for Nuclear Research, Dubna, Russia
³⁷Institute for Theoretical and Experimental Physics, Moscow, Russia
³⁸Moscow State University, Moscow, Russia
³⁹Institute for High Energy Physics, Protvino, Russia
⁴⁰Petersburg Nuclear Physics Institute, St. Petersburg, Russia
⁴¹Lund University, Lund, Sweden, Royal Institute of Technology and Stockholm University, Stockholm, Sweden, and Uppsala University, Uppsala, Sweden
⁴²Physik Institut der Universität Zürich, Zürich, Switzerland
⁴³Lancaster University, Lancaster, United Kingdom
⁴⁴Imperial College, London, United Kingdom
⁴⁵University of Manchester, Manchester, United Kingdom
⁴⁶University of Arizona, Tucson, Arizona 85721, USA
⁴⁷Lawrence Berkeley National Laboratory and University of California, Berkeley, California 94720, USA
⁴⁸California State University, Fresno, California 93740, USA
⁴⁹University of California, Riverside, California 92521, USA
⁵⁰Florida State University, Tallahassee, Florida 32306, USA
⁵¹Fermi National Accelerator Laboratory, Batavia, Illinois 60510, USA
⁵²University of Illinois at Chicago, Chicago, Illinois 60607, USA
⁵³Northern Illinois University, DeKalb, Illinois 60115, USA
⁵⁴Northwestern University, Evanston, Illinois 60208, USA
⁵⁵Indiana University, Bloomington, Indiana 47405, USA
⁵⁶University of Notre Dame, Notre Dame, Indiana 46556, USA
⁵⁷Purdue University Calumet, Hammond, Indiana 46323, USA
⁵⁸Iowa State University, Ames, Iowa 50011, USA
⁵⁹University of Kansas, Lawrence, Kansas 66045, USA
⁶⁰Kansas State University, Manhattan, Kansas 66506, USA
⁶¹Louisiana Tech University, Ruston, Louisiana 71272, USA
⁶²University of Maryland, College Park, Maryland 20742, USA
⁶³Boston University, Boston, Massachusetts 02215, USA
⁶⁴Northeastern University, Boston, Massachusetts 02115, USA
⁶⁵University of Michigan, Ann Arbor, Michigan 48109, USA
⁶⁶Michigan State University, East Lansing, Michigan 48824, USA
⁶⁷University of Mississippi, University, Mississippi 38677, USA
⁶⁸University of Nebraska, Lincoln, Nebraska 68588, USA
⁶⁹Princeton University, Princeton, New Jersey 08544, USA
⁷⁰State University of New York, Buffalo, New York 14260, USA
⁷¹Columbia University, New York, New York 10027, USA
⁷²University of Rochester, Rochester, New York 14627, USA
⁷³State University of New York, Stony Brook, New York 11794, USA
⁷⁴Brookhaven National Laboratory, Upton, New York 11973, USA
⁷⁵Langston University, Langston, Oklahoma 73050, USA
⁷⁶University of Oklahoma, Norman, Oklahoma 73019, USA
⁷⁷Oklahoma State University, Stillwater, Oklahoma 74078, USA
⁷⁸Brown University, Providence, Rhode Island 02912, USA
⁷⁹University of Texas, Arlington, Texas 76019, USA
⁸⁰Southern Methodist University, Dallas, Texas 75275, USA
⁸¹Rice University, Houston, Texas 77005, USA
⁸²University of Virginia, Charlottesville, Virginia 22901, USA
⁸³University of Washington, Seattle, Washington 98195, USA

(Received 19 April 2006; published 2 June 2006)

*On leave from IEP SAS Kosice, Slovakia.

†Visitor from Helsinki Institute of Physics, Helsinki, Finland.

We present the results of a search for the production of an excited state of the muon, μ^* , in proton antiproton collisions at $\sqrt{s} = 1.96$ TeV. The data have been collected with the D0 experiment at the Fermilab Tevatron Collider and correspond to an integrated luminosity of approximately 380 pb^{-1} . We search for μ^* in the process $p\bar{p} \rightarrow \mu^* \mu$, with the μ^* subsequently decaying to a muon plus photon. No excess above the standard model expectation is observed in data. Interpreting our data in the context of a model that describes μ^* production by four-fermion contact interactions and μ^* decay via electroweak processes, we set a 95% confidence level production cross section upper limit ranging from 0.057 to 0.112 pb, depending on the mass of the excited muon. Choosing the scale for contact interactions to be $\Lambda = 1$ TeV, excited muon masses below 618 GeV are excluded.

DOI: [10.1103/PhysRevD.73.111102](https://doi.org/10.1103/PhysRevD.73.111102)

PACS numbers: 12.60.Rc, 12.60.-i, 13.85.Rm, 14.60.Hi

An open question in particle physics is the observed mass hierarchy of the quark and lepton SU(2) doublets in the standard model (SM). A commonly proposed explanation for the three generations is a compositeness model [1] of the known leptons and quarks. According to this approach, a quark or lepton is a bound state of three fermions, or of a fermion and a boson [2]. Because of the underlying substructure, compositeness models imply a large spectrum of excited states. The coupling of excited fermions to ordinary quarks and leptons, resulting from novel strong interactions, can be described by contact interactions (CI) with the effective four-fermion Lagrangian [3]

$$\mathcal{L}_{\text{CI}} = \frac{g^2}{2\Lambda^2} j^\mu j_\mu,$$

where Λ is the compositeness scale and j_μ is the fermion current

$$j_\mu = \eta_L \bar{f}_L \gamma_\mu f_L + \eta'_L \bar{f}_L^* \gamma_\mu f_L^* + \eta''_L \bar{f}_L^* \gamma_\mu f_L + \text{H.c.} + (L \rightarrow R).$$

The SM and excited fermions are denoted by f and f^* , respectively; g^2 is chosen to be 4π , the η factors for the left-handed currents are conventionally set to one, and the right-handed currents are set to zero.

Gauge mediated transitions between ordinary and excited fermions can be described by the effective Lagrangian [3]

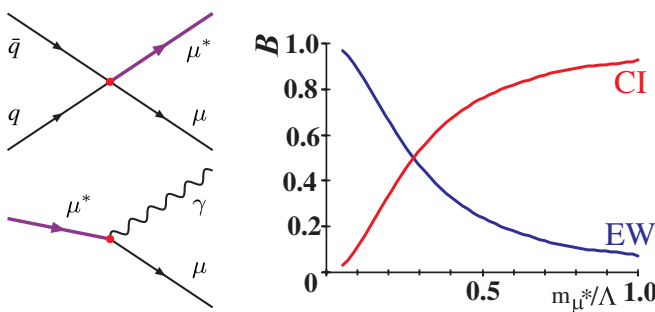


FIG. 1 (color online). Four-fermion contact interaction $q\bar{q} \rightarrow \mu^* \mu$ and electroweak decay $\mu^* \rightarrow \mu \gamma$. On the right, the relative contribution of decays via CI and via electroweak interactions (EW) as a function of m_{μ^*}/Λ is shown.

$$\mathcal{L}_{\text{EW}} = \frac{1}{2\Lambda} \bar{f}_R^* \sigma^{\mu\nu} \left[g_s f_s \frac{\lambda^a}{2} G_{\mu\nu}^a + g f \frac{\tau}{2} W_{\mu\nu} + g' f' \frac{Y}{2} B_{\mu\nu} \right] f_L + \text{H.c.},$$

where $G_{\mu\nu}^a$, $W_{\mu\nu}$, and $B_{\mu\nu}$ are the field strength tensors of the gluon, the SU(2), and U(1) gauge fields, respectively; f_s , f , and f' are parameters of order one.

The present analysis considers single production of an excited muon μ^* in association with a muon via four-fermion CI, with the subsequent electroweak decay of the μ^* into a muon and a photon (Fig. 1). This decay mode leads to the fully reconstructable and almost background-free final state $\mu\mu\gamma$. With the data considered herein, collected with the D0 detector at the Fermilab Tevatron Collider in $p\bar{p}$ collisions at $\sqrt{s} = 1.96$ TeV, the largest expected SM background is from the Drell-Yan (DY) process $p\bar{p} \rightarrow Z/\gamma^* \rightarrow \mu^+ \mu^- (\gamma)$, with the final state photon radiated by either a parton in the initial state p or \bar{p} , or from one of the final state muons. This background can be strongly suppressed by the application of suitable selection criteria. Other backgrounds are small.

Excited muons have been searched for unsuccessfully previously [4], e.g. at the LEP e^+e^- collider; however, the reach has been limited by the center-of-mass energy available to $m_{\mu^*} < 190$ GeV. Searches for quark-lepton compositeness via deviations from the Drell-Yan cross section have excluded values of Λ of up to ≈ 6 TeV depending on the chirality [5]. The present analysis is complementary to those results in the sense that an exclusive channel and different couplings (η factors) are probed. The CDF collaboration has recently presented results [6] for the production of excited electrons which will be discussed later.

For the simulation of the signal, a customized version of the PYTHIA event generator [7] is used,¹ following the model of [3]. The branching fraction for the decay $\mu^* \rightarrow \mu\gamma$ normalized to all gauge particle decay modes is 30% for masses above 300 GeV, and for smaller μ^* masses it increases up to 73% at $m_{\mu^*} = 100$ GeV. Decays via contact interactions, not implemented in PYTHIA, contribute

¹PYTHIA v6.225 does not model excited muon production but only excited electrons. We added the excited muon process under the assumption that excited muons differ from excited electrons only in mass.

between a few percent of all decays for $\Lambda \gg m_{\mu^*}$ and 92% for $\Lambda = m_{\mu^*}$ [3,8] (see Fig. 1). This has been taken into account for the signal expectation. The leading order cross section calculated with PYTHIA has been corrected to next-to-next-to-leading order (NNLO) [9,10]; the corresponding correction factor varies between 1.430 (1.468) for $m_{\mu^*} = 100$ GeV (200 GeV) and 1.312 for $m_{\mu^*} = 1$ TeV. The total width is greater than 1 GeV for $100 \text{ GeV} \leq m_{\mu^*} \leq 1000$ GeV, thus lifetime effects can be neglected. For the values of m_{μ^*} and Λ studied here, the total width is always less than 10% of m_{μ^*} [3].

The dominant SM background process at all stages of the selection is DY production of $\mu^+\mu^-$ pairs. This background, as well as diboson (WW , WZ , ZZ) production, has been simulated with the PYTHIA Monte Carlo program. The DY expectation has been corrected using the NNLO calculation from [9]. For diboson production, the next-to-leading order cross sections from [11] are used. Monte Carlo events, both for SM and signal, have been passed through a detector simulation based on the GEANT [12] package and reconstructed using the same reconstruction program as the data. The CTEQ5L parton distribution functions (PDF) [13] are used for the generation of all Monte Carlo samples.

The analysis is based on the data collected with the D0 detector [14] between August 2002 and September 2004, corresponding to an integrated luminosity of $\mathcal{L} = 380 \pm 25 \text{ pb}^{-1}$. The D0 detector includes a central tracking system, comprised of a silicon microstrip tracker (SMT) and a central fiber tracker (CFT), both located within a 2 T superconducting solenoidal magnet. The SMT has $\approx 800\,000$ individual strips, with typical pitch of 50–80 μm , and a design optimized for tracking and vertexing capability at pseudorapidities² of $|\eta| < 2.5$. The CFT has eight coaxial barrels, each supporting two doublets of scintillating fibers of 0.835 mm diameter, one doublet being parallel to the collision axis, and the other alternating by $\pm 3^\circ$ relative to the axis. Three liquid argon and uranium calorimeters provide coverage out to $|\eta| \approx 4.2$: a central section covering $|\eta|$ up to ≈ 1.1 and two end calorimeters. A muon system resides beyond the calorimetry, and consists of a layer of tracking detectors and scintillation trigger counters before 1.8 T iron toroids, followed by two similar layers after the toroids. Tracking at $|\eta| < 1$ relies on 10 cm wide drift tubes, while 1 cm mini-drift tubes are used at $1 < |\eta| < 2$. Luminosity is measured using scintillator arrays located in front of the end calorimeter cryostats, covering $2.7 < |\eta| < 4.4$.

Trigger and data acquisition systems are designed to accommodate the high luminosities of the Tevatron

Run II. Based on information from tracking, calorimetry, and muon systems, the output of the first two levels of the trigger is used to limit the rate for accepted events to < 1 kHz, relying on hardware and firmware. The third and final level of the trigger uses software algorithms and a computing farm to reduce the output rate to ≈ 50 Hz, which is written to tape.

Efficiencies for muon and photon identification and track reconstruction are determined from the simulation. To verify the simulation and to estimate systematic uncertainties, the efficiencies also have been calculated from data samples, using $Z \rightarrow \mu^+\mu^-$ candidate events and inclusive dimuon events for muons and tracks and $Z \rightarrow e^+e^-$ events to determine the efficiency of reconstructing electrons. We assume that the different response for electrons and photons in the calorimeter is properly modeled by the simulation. The transverse (with respect to the beam axis) momentum resolution of the central tracker and the energy resolution of the calorimeter have been tuned in the simulation to reproduce the resolutions observed in the data using $Z \rightarrow \ell\ell$ ($\ell = e, \mu$) events.

The process $p\bar{p} \rightarrow \mu^*\mu$ with $\mu^* \rightarrow \mu\gamma$ leads to a final state with two highly energetic isolated muons and a photon. We require two muons to be identified in the muon system and each matched to a track in the central tracking system with transverse momentum $p_T > 15$ GeV. The events have been collected with level 1 trigger conditions requiring two muons detected by the muon scintillation counters, with at least one muon with tightened criteria identified by the level 2 trigger, and requiring a segment reconstructed in the muon system above certain p_T thresholds and/or a track in the central tracking system above certain p_T thresholds at level 3. The trigger efficiency has been determined from independent data samples for each trigger object (muon) and trigger level separately. The overall trigger efficiency which is applied to the simulation is found to be $88 \pm 6\%$ for the signal after application of all selection criteria.

Timing information from the muon scintillation counters is used in order to reject cosmic ray background. Since the signal is expected to produce isolated muons, at least one of the muons is required to be isolated: the amount of energy deposited in the calorimeter along the muon direction in a hollow cone with inner radius $\Delta\mathcal{R} = 0.1$ ($\Delta\mathcal{R} = \sqrt{(\Delta\eta)^2 + (\Delta\phi)^2}$) and outer radius $\Delta\mathcal{R} = 0.4$ is required to be less than 2.5 GeV, and the sum of the transverse momenta of tracks within a cone of $\Delta\mathcal{R} = 0.5$ has to be below 2.5 GeV, excluding the muon track. The cumulative efficiency of the muon and track reconstruction and muon identification is found to be $88 \pm 4\%$ per muon, and the isolation condition is $95 \pm 4\%$ efficient. The selected dimuon sample contains 24 853 events, whereas $23\,200 \pm 2700$ events are expected from DY processes, and 34 ± 4 events are expected from diboson production. The invariant dimuon mass distribution is shown in Fig. 2(a).

²The pseudorapidity η is defined as $\eta = -\ln(\tan(\theta/2))$. We use the polar angle θ relative to the proton beam direction, and ϕ is the azimuthal angle, all measured with respect to the geometric center of the detector.

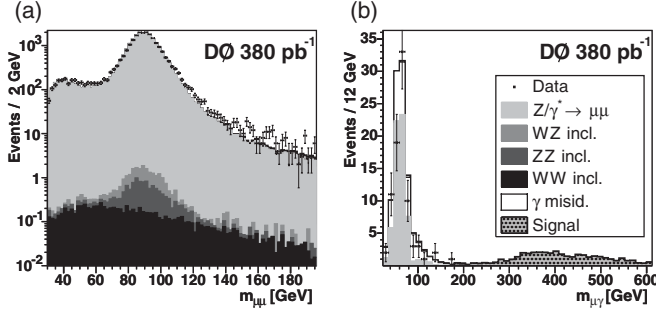


FIG. 2. (a) Invariant dimuon mass distribution in the dimuon data sample compared to the SM expectation, (b) invariant mass of the leading muon and the photon in the $\mu\mu\gamma$ sample, for data (points with statistical uncertainties), SM backgrounds (DY and diboson production, shaded histograms, as well as the uncertainty due to jets misidentified as photons), and the expected signal for $m_{\mu^*} = 400$ GeV and $\Lambda = 1$ TeV.

Next, a photon is identified in the event as an isolated cluster of calorimeter energy with a characteristic shower shape and at least 90% of the energy deposited in the electromagnetic section of the calorimeter. The isolation condition is $(E_{\text{tot}}(0.4) - E_{\text{em}}(0.2))/E_{\text{em}}(0.2) < 0.15$, where $E_{\text{tot}}(0.4)$ and $E_{\text{em}}(0.2)$ denote the energy deposited in the calorimeter and only its electromagnetic section in cones of size $\Delta\mathcal{R} = 0.4$ and 0.2, respectively. The transverse energy E_T must be larger than 16 GeV, no track is allowed to be matched to the photon candidate with a χ^2 probability of greater than 0.1%, and the sum of the transverse momenta of tracks within a hollow cone defined by $0.05 < \Delta\mathcal{R} < 0.4$ around the photon direction has to be below 2 GeV to further ensure isolation. The photon candidate is required to be separated from the muon candidates in the event by at least $\Delta\mathcal{R} = 0.4$ and has to be reconstructed within the central part of the calorimeter ($|\eta| < 1.1$).

After this selection, we expect 65 ± 8 events from DY processes, and less than one event from diboson production. To estimate the possible additional background from jets misidentified as photons and not included in the simulation, the misidentification rate has been determined from an inclusive jet data sample; this rate applied to the dimuon plus jet sample results in 39 ± 5 such events in the $\mu\mu\gamma$ selection. As a function of E_T , the photon fake rate is about 0.5% per jet at low E_T and is negligible above ≈ 80 GeV. The background from jets misidentified as photons is treated as a systematic uncertainty, resulting in a total SM expectation of $65 \pm 8^{+39}_0$ events. We find 90 events in the data, in good agreement with the expectation. The invariant mass of the leading muon and the photon is shown in Fig. 2(b) for the data, SM expectation, and signal expectation for $m_{\mu^*} = 400$ GeV and $\Lambda = 1$ TeV. The p_T distribution of the leading muon and the E_T distribution of the photon are shown in Fig. 3.

Additional selection criteria are applied to reduce the remaining SM background. The photon E_T is required to

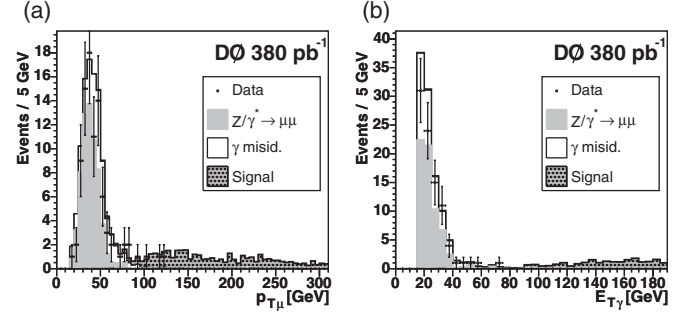


FIG. 3. For the $\mu\mu\gamma$ sample, (a) the distribution of the leading muon p_T , and (b) the photon E_T . Shown are the data as points with statistical uncertainties, the dominant SM background (DY, shaded histogram, also shown is the uncertainty due to jets misidentified as photons), and the expected signal for $m_{\mu^*} = 400$ GeV and $\Lambda = 1$ TeV.

be larger than 27 GeV. The efficiency to identify a photon is constant at about 90% above this value. The final discriminant to suppress remaining SM backgrounds is the invariant mass of the leading muon and the photon. For masses m_{μ^*} above ≈ 300 GeV, the leading muon is predominantly the muon from the μ^* decay. In order to maximize the sensitivity of the analysis, the signal expectation is calculated for $\Lambda = 1$ TeV, the background including DY processes and diboson production is considered, and a cut value is chosen for each value of m_{μ^*} . The result is shown in Table I along with the SM expectation for the number of data events and the signal efficiency, which varies between 8% and 15%.

The dominant systematic uncertainties are as follows: The uncertainty on the SM cross sections is dominated by the DY process and the uncertainty from the choice of PDF and renormalization and factorization scales (4%). Muon reconstruction and identification have an uncertainty of 4% per muon, and a 3% error is assigned to the photon iden-

TABLE I. For different values of m_{μ^*} , the final selection requirement on the invariant mass of the leading muon and the photon, the remaining data events, the SM expectation, and the signal efficiency. The quoted uncertainties include statistical and systematic uncertainties added in quadrature.

m_{μ^*} [GeV]	$m_{\mu\gamma}$ cut [GeV]	Data	SM expectation	Signal eff. [%]
100	200	0	0.170 ± 0.126	7.5 ± 1.0
200	200	0	0.170 ± 0.126	12.5 ± 1.5
300	280	0	0.041 ± 0.023	12.1 ± 1.5
400	330	0	0.016 ± 0.011	14.7 ± 1.8
500	440	0	0.003 ± 0.001	11.9 ± 1.5
600	440	0	0.003 ± 0.001	14.4 ± 1.8
700	440	0	0.003 ± 0.001	13.6 ± 1.7
800	440	0	0.003 ± 0.001	14.5 ± 1.8
900	440	0	0.003 ± 0.001	14.7 ± 1.8
1000	440	0	0.003 ± 0.001	14.4 ± 1.8

tification. The uncertainty due to the trigger efficiency is 7%. The integrated luminosity is known to a precision of 6.5% [15]. The uncertainty due to jets misidentified as photons is dominant after all selection criteria for m_{μ^*} up to 400 GeV: for $m_{\mu^*} = 100$ GeV (400 GeV), 0.097 (0.008) such “fake” photons are expected, while for $m_{\mu^*} = 500$ GeV and above this background is negligible ($< 10^{-5}$ events). The uncertainty on the signal cross section is estimated to be 10%, consisting of PDF uncertainties and unknown higher order corrections.

Since no events are found in the data, in agreement with the SM expectation, we set 95% confidence level limits on the μ^* production cross section times the branching fraction into $\mu\gamma$. A Bayesian technique [16] is used, taking into account all uncertainties and treating them as symmetric for simplicity. The resulting limit as a function of m_{μ^*} is shown in Fig. 4 together with predictions of the contact interaction model for different choices of the scale Λ . For $\Lambda = 1$ TeV ($\Lambda = m_{\mu^*}$), masses below 618 GeV (688 GeV) are excluded. In Fig. 5 the excluded region in terms of Λ and m_{μ^*} is shown.

The CDF collaboration has recently searched [6] for the production of excited electrons, and obtained comparable cross section limits, but the CDF mass limit of $m_{e^*} > 879$ GeV at 95% C.L. for $\Lambda = m_{e^*}$ cannot be directly compared to ours for two reasons. The cross section calculated with the version of PYTHIA used by CDF is a factor of 2 higher than in subsequent versions corrected by the PYTHIA authors. Furthermore, CDF assumes that decays

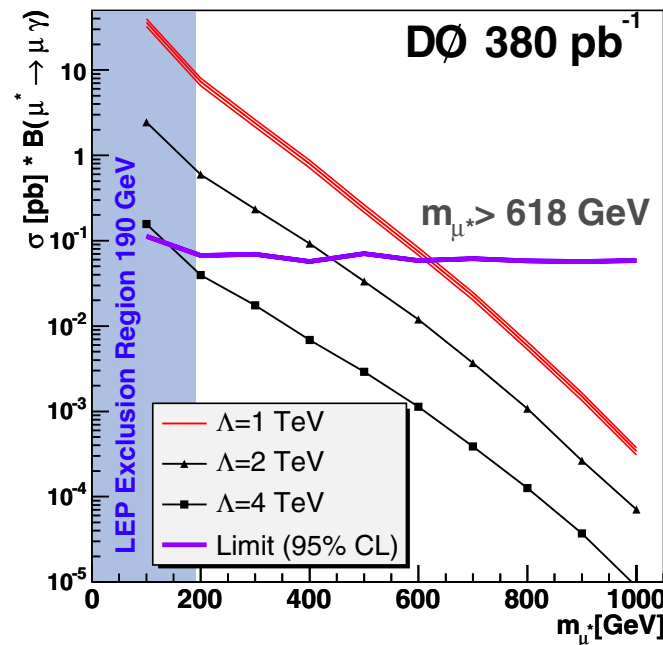


FIG. 4 (color online). The measured cross section \times branching fraction limit, compared to the contact interaction model prediction for different choices of Λ . For the case $\Lambda = 1$ TeV, the theoretical uncertainty of the model prediction is indicated.

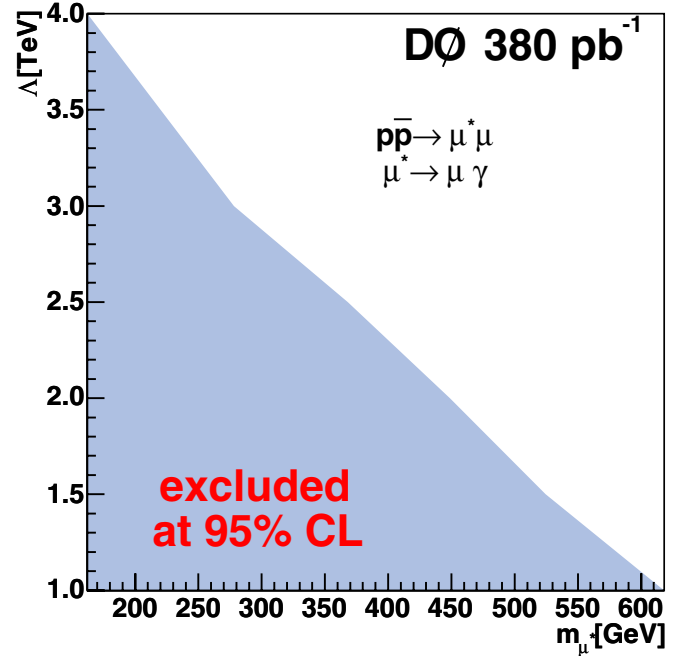


FIG. 5 (color online). The region in the plane of Λ and m_{μ^*} excluded by the present analysis.

via contact interactions can be neglected, while in our analysis such decays are taken into account in the calculation of the branching fraction $\mu^* \rightarrow \mu\gamma$, following [5,10]. If we adjusted our result for these two differences, we would obtain a limit of $m_{\mu^*} > 890$ GeV at 95% C.L. for $\Lambda = m_{\mu^*}$.

In summary, we have searched for the production of excited muons in the process $p\bar{p} \rightarrow \mu^* \mu$ with $\mu^* \rightarrow \mu\gamma$, using 380 pb^{-1} of data collected with the D0 detector. We find no events in the data, compatible with the SM expectation, and set limits on the production cross section times branching fraction as a function of the mass of the excited muon. For a scale parameter $\Lambda = 1$ TeV, masses below 618 GeV are excluded, representing the most stringent limit to date.

We thank A. Daleo and M. Krämer for useful discussions and A. Daleo for providing us with the NNLO corrections to the μ^* production cross section. We thank the staffs at Fermilab and collaborating institutions and acknowledge support from the DOE and NSF (USA); CEA and CNRS/IN2P3 (France); FASI, Rosatom, and RFBR (Russia); CAPES, CNPq, FAPERJ, FAPESP, and FUNDUNESP (Brazil); DAE and DST (India); Colciencias (Colombia); CONACyT (Mexico); KRF and KOSEF (Korea); CONICET and UBACyT (Argentina); FOM (The Netherlands); PPARC (United Kingdom); MSMT (Czech Republic); CRC Program, CFI, NSERC, and WestGrid Project (Canada); BMBF and DFG (Germany); SFI (Ireland); The Swedish Research Council (Sweden); Research Corporation; Alexander von Humboldt Foundation; and the Marie Curie Program.

- [1] H. Terazawa, M. Yasue, K. Akama, and M. Hayashi, *Phys. Lett.* **112B**, 387 (1982); F. M. Renard, *Nuovo Cimento A* **77**, 1 (1983); A. De Rujula, L. Maiani, and R. Petronzio, *Phys. Lett.* **140B**, 253 (1984); E. J. Eichten, K. D. Lane, and M. E. Peskin, *Phys. Rev. Lett.* **50**, 811 (1983).
- [2] H. Terazawa, Y. Chikashige, and K. Akama, *Phys. Rev. D* **15**, 480 (1977); Y. Ne'eman, *Phys. Lett.* **82B**, 69 (1979).
- [3] U. Baur, M. Spira, and P. M. Zerwas, *Phys. Rev. D* **42**, 815 (1990).
- [4] S. Eidelman *et al.*, *Phys. Lett. B* **592**, 1 (2004).
- [5] B. Abbott *et al.* (D0 Collaboration), *Phys. Rev. Lett.* **82**, 4769 (1999).
- [6] D. Acosta *et al.* (CDF Collaboration), *Phys. Rev. Lett.* **94**, 101802 (2005).
- [7] T. Sjöstrand *et al.*, *Comput. Phys. Commun.* **135**, 238 (2001).
- [8] O. Çakir, C. Leroy, R. R. Mehdiev, and A. Belyaev, *Eur. Phys. J. direct C* **30**, 005 (2003).
- [9] R. Hamberg, W. L. van Neerven, and T. Matsuura, *Nucl. Phys.* **B359**, 343 (1991).
- [10] A. Daleo (private communication).
- [11] J. M. Campbell and R. K. Ellis, *Phys. Rev. D* **60**, 113006 (1999); J. M. Campbell and R. K. Ellis, <http://mcfm.fnal.gov/>.
- [12] R. Brun and F. Carminati, CERN Report No. W5013, 1994 (unpublished).
- [13] H. L. Lai *et al.*, *Eur. Phys. J. C* **12**, 375 (2000).
- [14] V. Abazov *et al.* (D0 Collaboration), physics/0507191.
- [15] T. Edwards *et al.* (D0 Collaboration), FERMILAB Report No. FERMILAB-TM-2278-E, 2004 (unpublished).
- [16] I. Bertram *et al.* (D0 Collaboration), FERMILAB Report No. FERMILAB-TM-2104, 2000 (unpublished).