

March 2008

Search for Flavor-Changing-Neutral-Current D Meson Decays

V. M. Abazov

Joint Institute for Nuclear Research, Dubna, Russia

Gregory Snow

University of Nebraska - Lincoln, gsnow1@unl.edu

Kenneth A. Bloom

University of Nebraska - Lincoln, kbloom2@unl.edu

D0 Collaboration

Follow this and additional works at: <http://digitalcommons.unl.edu/physicsbloom>



Part of the [Physics Commons](#)

Abazov, V. M.; Snow, Gregory; Bloom, Kenneth A.; and Collaboration, D0, "Search for Flavor-Changing-Neutral-Current D Meson Decays" (2008). *Kenneth Bloom Publications*. 233.
<http://digitalcommons.unl.edu/physicsbloom/233>

This Article is brought to you for free and open access by the Research Papers in Physics and Astronomy at DigitalCommons@University of Nebraska - Lincoln. It has been accepted for inclusion in Kenneth Bloom Publications by an authorized administrator of DigitalCommons@University of Nebraska - Lincoln.

Search for Flavor-Changing-Neutral-Current *D* Meson Decays

V. M. Abazov,³⁵ B. Abbott,⁷⁵ M. Abolins,⁶⁵ B. S. Acharya,²⁸ M. Adams,⁵¹ T. Adams,⁴⁹ E. Aguilo,⁵ S. H. Ahn,³⁰ M. Ahsan,⁵⁹ G. D. Alexeev,³⁵ G. Alkhalaf,³⁹ A. Alton,^{64,*} G. Alverson,⁶³ G. A. Alves,² M. Anastasoae,³⁴ L. S. Ancu,³⁴ T. Andeen,⁵³ S. Anderson,⁴⁵ B. Andrieu,¹⁶ M. S. Anzels,⁵³ Y. Arnoud,¹³ M. Arov,⁶⁰ M. Arthaud,¹⁷ A. Askew,⁴⁹ B. Åsman,⁴⁰ A. C. S. Assis Jesus,³ O. Atramentov,⁴⁹ C. Autermann,²⁰ C. Avila,⁷ C. Ay,²³ F. Badaud,¹² A. Baden,⁶¹ L. Bagby,⁵² B. Baldin,⁵⁰ D. V. Bandurin,⁵⁹ S. Banerjee,²⁸ P. Banerjee,²⁸ E. Barberis,⁶³ A.-F. Barfuss,¹⁴ P. Bargassa,⁸⁰ P. Baringer,⁵⁸ J. Barreto,² J. F. Bartlett,⁵⁰ U. Bassler,¹⁶ D. Bauer,⁴³ S. Beale,⁵ A. Bean,⁵⁸ M. Begalli,³ M. Begel,⁷¹ C. Belanger-Champagne,⁴⁰ L. Bellantoni,⁵⁰ A. Bellavance,⁵⁰ J. A. Benitez,⁶⁵ S. B. Beri,²⁶ G. Bernardi,¹⁶ R. Bernhard,²² L. Berntzon,¹⁴ I. Bertram,⁴² M. Bessançon,¹⁷ R. Beuselinck,⁴³ V. A. Bezzubov,³⁸ P. C. Bhat,⁵⁰ V. Bhatnagar,²⁶ C. Biscarat,¹⁹ G. Blazey,⁵² F. Blekman,⁴³ S. Blessing,⁴⁹ D. Bloch,¹⁸ K. Bloom,⁶⁷ A. Boehnlein,⁵⁰ D. Boline,⁶² T. A. Bolton,⁵⁹ G. Borissov,⁴² K. Bos,³³ T. Bose,⁷⁷ A. Brandt,⁷⁸ R. Brock,⁶⁵ G. Brooijmans,⁷⁰ A. Bross,⁵⁰ D. Brown,⁷⁸ N. J. Buchanan,⁴⁹ D. Buchholz,⁵³ M. Buehler,⁸¹ V. Buescher,²¹ S. Burdin,^{42,†} S. Burke,⁴⁵ T. H. Burnett,⁸² C. P. Buszello,⁴³ J. M. Butler,⁶² P. Calfayan,²⁴ S. Calvet,¹⁴ J. Cammin,⁷¹ S. Caron,³³ W. Carvalho,³ B. C. K. Casey,⁷⁷ N. M. Cason,⁵⁵ H. Castilla-Valdez,³² S. Chakrabarti,¹⁷ D. Chakraborty,⁵² K. M. Chan,⁵⁵ K. Chan,⁵ A. Chandra,⁴⁸ F. Charles,^{18,¶} E. Cheu,⁴⁵ F. Chevallier,¹³ D. K. Cho,⁶² S. Choi,³¹ B. Choudhary,²⁷ L. Christofek,⁷⁷ T. Christoudias,⁴³ S. Cihangir,⁵⁰ D. Claes,⁶⁷ B. Clément,¹⁸ Y. Coadou,⁵ M. Cooke,⁸⁰ W. E. Cooper,⁵⁰ M. Corcoran,⁸⁰ F. Couderc,¹⁷ M.-C. Cousinou,¹⁴ S. Crépe-Renaudin,¹³ D. Cutts,⁷⁷ M. Cwiok,²⁹ H. da Motta,² A. Das,⁶² G. Davies,⁴³ K. De,⁷⁸ S. J. de Jong,³⁴ P. de Jong,³³ E. De La Cruz-Burelo,⁶⁴ C. De Oliveira Martins,³ J. D. Degenhardt,⁶⁴ F. Déliot,¹⁷ M. Demarteau,⁵⁰ R. Demina,⁷¹ D. Denisov,⁵⁰ S. P. Denisov,³⁸ S. Desai,⁵⁰ H. T. Diehl,⁵⁰ M. Diesburg,⁵⁰ A. Dominguez,⁶⁷ H. Dong,⁷² L. V. Dudko,³⁷ L. Duflot,¹⁵ S. R. Dugad,²⁸ D. Duggan,⁴⁹ A. Duperrin,¹⁴ J. Dyer,⁶⁵ A. Dyshkant,⁵² M. Eads,⁶⁷ D. Edmunds,⁶⁵ J. Ellison,⁴⁸ V. D. Elvira,⁵⁰ Y. Enari,⁷⁷ S. Eno,⁶¹ P. Ermolov,³⁷ H. Evans,⁵⁴ A. Evdokimov,⁷³ V. N. Evdokimov,³⁸ A. V. Ferapontov,⁵⁹ T. Ferbel,⁷¹ F. Fiedler,²⁴ F. Filthaut,³⁴ W. Fisher,⁵⁰ H. E. Fisk,⁵⁰ M. Ford,⁴⁴ M. Fortner,⁵² H. Fox,²² S. Fu,⁵⁰ S. Fuess,⁵⁰ T. Gadfort,⁸² C. F. Galea,³⁴ E. Gallas,⁵⁰ E. Galyaev,⁵⁵ C. Garcia,⁷¹ A. Garcia-Bellido,⁸² V. Gavrilov,³⁶ P. Gay,¹² W. Geist,¹⁸ D. Gelé,¹⁸ C. E. Gerber,⁵¹ Y. Gershtein,⁴⁹ D. Gillberg,⁵ G. Ginter,⁷¹ N. Gollub,⁴⁰ B. Gómez,⁷ A. Goussiou,⁵⁵ P. D. Grannis,⁷² H. Greenlee,⁵⁰ Z. D. Greenwood,⁶⁰ E. M. Gregores,⁴ G. Grenier,¹⁹ Ph. Gris,¹² J.-F. Grivaz,¹⁵ A. Grohsjean,²⁴ S. Grünendahl,⁵⁰ M. W. Grünewald,²⁹ J. Guo,⁷² F. Guo,⁷² P. Gutierrez,⁷⁵ G. Gutierrez,⁵⁰ A. Haas,⁷⁰ N. J. Hadley,⁶¹ P. Haefner,²⁴ S. Hagopian,⁴⁹ J. Haley,⁶⁸ I. Hall,⁶⁵ R. E. Hall,⁴⁷ L. Han,⁶ K. Hanagaki,⁵⁰ P. Hansson,⁴⁰ K. Harder,⁴⁴ A. Harel,⁷¹ R. Harrington,⁶³ J. M. Hauptman,⁵⁷ R. Hauser,⁶⁵ J. Hays,⁴³ T. Hebbeker,²⁰ D. Hedin,⁵² J. G. Hegeman,³³ J. M. Heinmiller,⁵¹ A. P. Heinson,⁴⁸ U. Heintz,⁶² C. Hensel,⁵⁸ K. Herner,⁷² G. Hesketh,⁶³ M. D. Hildreth,⁵⁵ R. Hirosky,⁸¹ J. D. Hobbs,⁷² B. Hoeneisen,¹¹ H. Hoeth,²⁵ M. Hohlfield,²¹ S. J. Hong,³⁰ R. Hooper,⁷⁷ S. Hossain,⁷⁵ P. Houben,³³ Y. Hu,⁷² Z. Hubacek,⁹ V. Hynek,⁸ I. Iashvili,⁶⁹ R. Illingworth,⁵⁰ A. S. Ito,⁵⁰ S. Jabeen,⁶² M. Jaffré,¹⁵ S. Jain,⁷⁵ K. Jakobs,²² C. Jarvis,⁶¹ R. Jesik,⁴³ K. Johns,⁴⁵ C. Johnson,⁷⁰ M. Johnson,⁵⁰ A. Jonckheere,⁵⁰ P. Jonsson,⁴³ A. Juste,⁵⁰ D. Käfer,²⁰ S. Kahn,⁷³ E. Kajfasz,¹⁴ A. M. Kalinin,³⁵ J. R. Kalk,⁶⁵ J. M. Kalk,⁶⁰ S. Kappler,²⁰ D. Karmanov,³⁷ J. Kasper,⁶² P. Kasper,⁵⁰ I. Katsanos,⁷⁰ D. Kau,⁴⁹ R. Kaur,²⁶ V. Kaushik,⁷⁸ R. Kehoe,⁷⁹ S. Kermiche,¹⁴ N. Khalatyan,³⁸ A. Khanov,⁷⁶ A. Kharchilava,⁶⁹ Y. M. Kharzheev,³⁵ D. Khatidze,⁷⁰ H. Kim,³¹ T. J. Kim,³⁰ M. H. Kirby,³⁴ M. Kirsch,²⁰ B. Klima,⁵⁰ J. M. Kohli,²⁶ J.-P. Konrath,²² M. Kopal,⁷⁵ V. M. Korablev,³⁸ A. V. Kozelov,³⁸ D. Krop,⁵⁴ A. Kryemadhi,⁸¹ T. Kuhl,²³ A. Kumar,⁶⁹ S. Kunori,⁶¹ A. Kupco,¹⁰ T. Kurča,¹⁹ J. Kivita,⁸ F. Lacroix,¹² D. Lam,⁵⁵ S. Lammers,⁷⁰ G. Landsberg,⁷⁷ J. Lazoflores,⁴⁹ P. Lebrun,¹⁹ W. M. Lee,⁵⁰ A. Leflat,³⁷ F. Lehner,⁴¹ J. Lellouch,¹⁶ J. Leveque,⁴⁵ P. Lewis,⁴³ J. Li,⁷⁸ Q. Z. Li,⁵⁰ L. Li,⁴⁸ S. M. Lietti,⁴ J. G. R. Lima,⁵² D. Lincoln,⁵⁰ J. Linnemann,⁶⁵ V. V. Lipaev,³⁸ R. Lipton,⁵⁰ Y. Liu,⁶ Z. Liu,⁵ L. Lobo,⁴³ A. Lobodenko,³⁹ M. Lokajicek,¹⁰ A. Lounis,¹⁸ P. Love,⁴² H. J. Lubatti,⁸² A. L. Lyon,⁵⁰ A. K. A. Maciel,² D. Mackin,⁸⁰ R. J. Madaras,⁴⁶ P. Mättig,²⁵ C. Magass,²⁰ A. Magerkurth,⁶⁴ N. Makovec,¹⁵ P. K. Mal,⁵⁵ H. B. Malbouisson,³ S. Malik,⁶⁷ V. L. Malyshev,³⁵ H. S. Mao,⁵⁰ Y. Maravin,⁵⁹ B. Martin,¹³ R. McCarthy,⁷² A. Melnitchouk,⁶⁶ A. Mendes,¹⁴ L. Mendoza,⁷ P. G. Mercadante,⁴ M. Merkin,³⁷ K. W. Merritt,⁵⁰ J. Meyer,²¹ A. Meyer,²⁰ M. Michaut,¹⁷ T. Millet,¹⁹ J. Mitrevski,⁷⁰ J. Molina,³ R. K. Mommsen,⁴⁴ N. K. Mondal,²⁸ R. W. Moore,⁵ T. Moulik,⁵⁸ G. S. Muanza,¹⁹ M. Mulders,⁵⁰ M. Mulhearn,⁷⁰ O. Mundal,²¹ L. Mundim,³ E. Nagy,¹⁴ M. Naimuddin,⁵⁰ M. Narain,⁷⁷ N. A. Naumann,³⁴ H. A. Neal,⁶⁴ J. P. Negret,⁷ P. Neustroev,³⁹ H. Nilsen,²² A. Nomerotski,⁵⁰ S. F. Novaes,⁴ T. Nunnemann,²⁴ V. O'Dell,⁵⁰ D. C. O'Neil,⁵ G. Obrant,³⁹ C. Ochando,¹⁵ D. Onoprienko,⁵⁹ N. Oshima,⁵⁰ J. Osta,⁵⁵ R. Otec,⁹ G. J. Otero y Garzón,⁵¹ M. Owen,⁴⁴ P. Padley,⁸⁰ M. Pangilinan,⁷⁷ N. Parashar,⁵⁶ S.-J. Park,⁷¹ S. K. Park,³⁰ J. Parsons,⁷⁰ R. Partridge,⁷⁷ N. Parua,⁵⁴ A. Patwa,⁷³ G. Pawloski,⁸⁰ B. Penning,²² K. Peters,⁴⁴ Y. Peters,²⁵ P. Pétrouff,¹⁵ M. Petteni,⁴³ R. Piegaia,¹ J. Piper,⁶⁵ M.-A. Pleier,²¹

P. L. M. Podesta-Lerma,^{32,‡} V. M. Podstavkov,⁵⁰ Y. Pogorelov,⁵⁵ M.-E. Pol,² P. Polozov,³⁶ A. Pompos,⁷⁵ B. G. Pope,⁶⁵ A. V. Popov,³⁸ C. Potter,⁵ W. L. Prado da Silva,³ H. B. Prosper,⁴⁹ S. Protopopescu,⁷³ J. Qian,⁶⁴ A. Quadt,^{21,§} B. Quinn,⁶⁶ A. Rakitine,⁴² M. S. Rangel,² K. Ranjan,²⁷ P. N. Ratoff,⁴² P. Renkel,⁷⁹ S. Reucroft,⁶³ P. Rich,⁴⁴ M. Rijssenbeek,⁷² I. Ripp-Baudot,¹⁸ F. Rizatdinova,⁷⁶ S. Robinson,⁴³ R. F. Rodrigues,³ C. Royon,¹⁷ P. Rubinov,⁵⁰ R. Ruchti,⁵⁵ G. Safronov,³⁶ G. Sajot,¹³ A. Sánchez-Hernández,³² M. P. Sanders,¹⁶ A. Santoro,³ G. Savage,⁵⁰ L. Sawyer,⁶⁰ T. Scanlon,⁴³ D. Schaile,²⁴ R. D. Schamberger,⁷² Y. Scheglov,³⁹ H. Schellman,⁵³ P. Schieferdecker,²⁴ T. Schliephake,²⁵ C. Schwanenberger,⁴⁴ A. Schwartzman,⁶⁸ R. Schwienhorst,⁶⁵ J. Sekaric,⁴⁹ S. Sengupta,⁴⁹ H. Severini,⁷⁵ E. Shabalina,⁵¹ M. Shamim,⁵⁹ V. Shary,¹⁷ A. A. Shchukin,³⁸ R. K. Shivpuri,²⁷ D. Shpakov,⁵⁰ V. Siccaldi,¹⁸ V. Simak,⁹ V. Sirotenko,⁵⁰ P. Skubic,⁷⁵ P. Slattery,⁷¹ D. Smirnov,⁵⁵ J. Snow,⁷⁴ G. R. Snow,⁶⁷ S. Snyder,⁷³ S. Söldner-Rembold,⁴⁴ L. Sonnenschein,¹⁶ A. Sopczak,⁴² M. Sosebee,⁷⁸ K. Soustruznik,⁸ M. Souza,² B. Spurlock,⁷⁸ J. Stark,¹³ J. Steele,⁶⁰ V. Stolin,³⁶ A. Stone,⁵¹ D. A. Stoyanova,³⁸ J. Strandberg,⁶⁴ S. Strandberg,⁴⁰ M. A. Strang,⁶⁹ M. Strauss,⁷⁵ E. Strauss,⁷² R. Ströhmer,²⁴ D. Strom,⁵³ L. Stutte,⁵⁰ S. Sumowidagdo,⁴⁹ P. Svoisky,⁵⁵ A. Sznajder,³ M. Talby,¹⁴ P. Tamburello,⁴⁵ A. Tanasijczuk,¹ W. Taylor,⁵ P. Telford,⁴⁴ J. Temple,⁴⁵ B. Tiller,²⁴ F. Tissandier,¹² M. Titov,¹⁷ V. V. Tokmenin,³⁵ T. Toole,⁶¹ I. Torchiani,²² T. Trefzger,²³ D. Tsybychev,⁷² B. Tuchming,¹⁷ C. Tully,⁶⁸ P. M. Tuts,⁷⁰ R. Unalan,⁶⁵ S. Uvarov,³⁹ L. Uvarov,³⁹ S. Uzunyan,⁵² B. Vachon,⁵ P. J. van den Berg,³³ B. van Eijk,³³ R. Van Kooten,⁵⁴ W. M. van Leeuwen,³³ N. Varelas,⁵¹ E. W. Varnes,⁴⁵ I. A. Vasilyev,³⁸ M. Vaupel,²⁵ P. Verdier,¹⁹ L. S. Vertogradov,³⁵ M. Verzocchi,⁵⁰ F. Villeneuve-Segulier,⁴³ P. Vint,⁴³ P. Vokac,⁹ E. Von Toerne,⁵⁹ M. Voutilainen,^{67,||} M. Vreeswijk,³³ R. Wagner,⁶⁸ H. D. Wahl,⁴⁹ L. Wang,⁶¹ M. H. L. S. Wang,⁵⁰ J. Warchol,⁵⁵ G. Watts,⁸² M. Wayne,⁵⁵ M. Weber,⁵⁰ G. Weber,²³ A. Wenger,⁴¹ N. Wermes,²¹ M. Wetstein,⁶¹ A. White,⁷⁸ D. Wicke,²⁵ G. W. Wilson,⁵⁸ S. J. Wimpenny,⁴⁸ M. Wobisch,⁶⁰ D. R. Wood,⁶³ T. R. Wyatt,⁴⁴ Y. Xie,⁷⁷ S. Yacoob,⁵³ R. Yamada,⁵⁰ M. Yan,⁶¹ T. Yasuda,⁵⁰ Y. A. Yatsunenko,³⁵ K. Yip,⁷³ H. D. Yoo,⁷⁷ S. W. Youn,⁵³ J. Yu,⁷⁸ A. Zatsklyaniy,⁵² C. Zeitnitz,²⁵ D. Zhang,⁵⁰ T. Zhao,⁸² B. Zhou,⁶⁴ J. Zhu,⁷² M. Zielinski,⁷¹ D. Zieminska,⁵⁴ A. Zieminski,⁵⁴ L. Zivkovic,⁷⁰ V. Zutshi,⁵² and E. G. Zverev³⁷

(D0 Collaboration)

¹Universidad de Buenos Aires, Buenos Aires, Argentina²LAFEX, Centro Brasileiro de Pesquisas Físicas, Rio de Janeiro, Brazil³Universidade do Estado do Rio de Janeiro, Rio de Janeiro, Brazil⁴Instituto de Física Teórica, Universidade Estadual Paulista, São Paulo, Brazil⁵University of Alberta, Edmonton, Alberta, Canada,

Simon Fraser University, Burnaby, British Columbia, Canada,

York University, Toronto, Ontario, Canada,

and McGill University, Montreal, Quebec, Canada

⁶University of Science and Technology of China, Hefei, People's Republic of China⁷Universidad de los Andes, Bogotá, Colombia⁸Center for Particle Physics, Charles University, Prague, Czech Republic⁹Czech Technical University, Prague, Czech Republic¹⁰Center for Particle Physics, Institute of Physics, Academy of Sciences of the Czech Republic, Prague, Czech Republic¹¹Universidad San Francisco de Quito, Quito, Ecuador¹²Laboratoire de Physique Corpusculaire, IN2P3-CNRS, Université Blaise Pascal, Clermont-Ferrand, France¹³Laboratoire de Physique Subatomique et de Cosmologie, IN2P3-CNRS, Université de Grenoble I, Grenoble, France¹⁴CPPM, IN2P3-CNRS, Université de la Méditerranée, Marseille, France¹⁵Laboratoire de l'Accélérateur Linéaire, IN2P3-CNRS et Université Paris-Sud, Orsay, France¹⁶LPNHE, IN2P3-CNRS, Universités Paris VI and VII, Paris, France¹⁷DAPNIA/Service de Physique des Particules, CEA, Saclay, France¹⁸IPHC, Université Louis Pasteur et Université de Haute Alsace, CNRS, IN2P3, Strasbourg, France¹⁹IPNL, Université Lyon I, CNRS/IN2P3, Villeurbanne, France and Université de Lyon, Lyon, France²⁰III. Physikalisches Institut A, RWTH Aachen, Aachen, Germany²¹Physikalisches Institut, Universität Bonn, Bonn, Germany²²Physikalisches Institut, Universität Freiburg, Freiburg, Germany²³Institut für Physik, Universität Mainz, Mainz, Germany²⁴Ludwig-Maximilians-Universität München, München, Germany²⁵Fachbereich Physik, University of Wuppertal, Wuppertal, Germany²⁶Panjab University, Chandigarh, India²⁷Delhi University, Delhi, India²⁸Tata Institute of Fundamental Research, Mumbai, India

- ²⁹University College Dublin, Dublin, Ireland
³⁰Korea Detector Laboratory, Korea University, Seoul, Korea
³¹SungKyunKwan University, Suwon, Korea
³²CINVESTAV, Mexico City, Mexico
³³FOM-Institute NIKHEF and University of Amsterdam/NIKHEF, Amsterdam, The Netherlands
³⁴Radboud University Nijmegen/NIKHEF, Nijmegen, The Netherlands
³⁵Joint Institute for Nuclear Research, Dubna, Russia
³⁶Institute for Theoretical and Experimental Physics, Moscow, Russia
³⁷Moscow State University, Moscow, Russia
³⁸Institute for High Energy Physics, Protvino, Russia
³⁹Petersburg Nuclear Physics Institute, St. Petersburg, Russia
⁴⁰Lund University, Lund, Sweden, Royal Institute of Technology and Stockholm University, Stockholm, Sweden, and Uppsala University, Uppsala, Sweden
⁴¹Physik Institut der Universität Zürich, Zürich, Switzerland
⁴²Lancaster University, Lancaster, United Kingdom
⁴³Imperial College, London, United Kingdom
⁴⁴University of Manchester, Manchester, United Kingdom
⁴⁵University of Arizona, Tucson, Arizona 85721, USA
⁴⁶Lawrence Berkeley National Laboratory and University of California, Berkeley, California 94720, USA
⁴⁷California State University, Fresno, California 93740, USA
⁴⁸University of California, Riverside, California 92521, USA
⁴⁹Florida State University, Tallahassee, Florida 32306, USA
⁵⁰Fermi National Accelerator Laboratory, Batavia, Illinois 60510, USA
⁵¹University of Illinois at Chicago, Chicago, Illinois 60607, USA
⁵²Northern Illinois University, DeKalb, Illinois 60115, USA
⁵³Northwestern University, Evanston, Illinois 60208, USA
⁵⁴Indiana University, Bloomington, Indiana 47405, USA
⁵⁵University of Notre Dame, Notre Dame, Indiana 46556, USA
⁵⁶Purdue University Calumet, Hammond, Indiana 46323, USA
⁵⁷Iowa State University, Ames, Iowa 50011, USA
⁵⁸University of Kansas, Lawrence, Kansas 66045, USA
⁵⁹Kansas State University, Manhattan, Kansas 66506, USA
⁶⁰Louisiana Tech University, Ruston, Louisiana 71272, USA
⁶¹University of Maryland, College Park, Maryland 20742, USA
⁶²Boston University, Boston, Massachusetts 02215, USA
⁶³Northeastern University, Boston, Massachusetts 02115, USA
⁶⁴University of Michigan, Ann Arbor, Michigan 48109, USA
⁶⁵Michigan State University, East Lansing, Michigan 48824, USA
⁶⁶University of Mississippi, University, Mississippi 38677, USA
⁶⁷University of Nebraska, Lincoln, Nebraska 68588, USA
⁶⁸Princeton University, Princeton, New Jersey 08544, USA
⁶⁹State University of New York, Buffalo, New York 14260, USA
⁷⁰Columbia University, New York, New York 10027, USA
⁷¹University of Rochester, Rochester, New York 14627, USA
⁷²State University of New York, Stony Brook, New York 11794, USA
⁷³Brookhaven National Laboratory, Upton, New York 11973, USA
⁷⁴Langston University, Langston, Oklahoma 73050, USA
⁷⁵University of Oklahoma, Norman, Oklahoma 73019, USA
⁷⁶Oklahoma State University, Stillwater, Oklahoma 74078, USA
⁷⁷Brown University, Providence, Rhode Island 02912, USA
⁷⁸University of Texas, Arlington, Texas 76019, USA
⁷⁹Southern Methodist University, Dallas, Texas 75275, USA
⁸⁰Rice University, Houston, Texas 77005, USA
⁸¹University of Virginia, Charlottesville, Virginia 22901, USA
⁸²University of Washington, Seattle, Washington 98195, USA

(Received 16 August 2007; published 14 March 2008)

We study the flavor-changing-neutral-current process $c \rightarrow u\mu^+\mu^-$ using 1.3 fb^{-1} of $p\bar{p}$ collisions at $\sqrt{s} = 1.96 \text{ TeV}$ recorded by the D0 detector operating at the Fermilab Tevatron Collider. We see clear indications of the charged-current mediated D_s^+ and $D^+ \rightarrow \phi\pi^+ \rightarrow \mu^+\mu^-\pi^+$ final states with significance greater than 4 standard deviations above background for the D^+ state. We search for the continuum

neutral-current decay of $D^+ \rightarrow \pi^+ \mu^+ \mu^-$ in the dimuon invariant mass spectrum away from the ϕ resonance. We see no evidence of signal above background and set a limit of $\mathcal{B}(D^+ \rightarrow \pi^+ \mu^+ \mu^-) < 3.9 \times 10^{-6}$ at the 90% C.L. This limit places the most stringent constraint on new phenomena in the $c \rightarrow u \mu^+ \mu^-$ transition.

DOI: [10.1103/PhysRevLett.100.101801](https://doi.org/10.1103/PhysRevLett.100.101801)

PACS numbers: 13.20.Fc, 11.30.Fs, 11.30.Hv, 12.15.Mm

Many extensions of the standard model (SM) provide a mechanism for flavor-changing-neutral-current (FCNC) decays of beauty, charmed, and strange hadrons that could significantly alter the decay rate with respect to SM expectations. Since FCNC processes are forbidden at tree-level in the SM, new physics effects could become visible in FCNC processes if the new amplitudes are larger than the higher-order penguin and box diagrams that mediate FCNC decays in the SM. In B meson decays, the experimental sensitivity has reached the SM expected rates for many FCNC processes. In contrast, Glashow-Iliopoulos-Maiani mechanism suppression [1] in D meson decays is significantly stronger and the SM branching fractions are expected to be as low as 10^{-9} [2,3]. This leaves a large window of opportunity still available to search for new physics in charm decays. There are several models of new phenomena such as SUSY R -parity violation in a single coupling scheme [2] that lead to a tree-level interaction mediated by new particles, or little Higgs models with a new uplike vector quark [4] that lead to direct $Z \rightarrow cu$ couplings. In both scenarios deviations from the SM might only be seen in the up-type quark sector, motivating the extension of experimental studies of FCNC processes to the charm sector.

In this Letter we report on a study of FCNC charm decays including the first observation of the charged-current decay $D_s^+ \rightarrow \phi \pi^+ \rightarrow \mu^+ \mu^- \pi^+$ and the first evidence for the charged-current decay $D^+ \rightarrow \phi \pi^+ \rightarrow \mu^+ \mu^- \pi^+$ by requiring a dimuon mass window around the nominal ϕ mass. The inclusion of charge conjugate modes is implied throughout the text. At the reported level of statistics, we expect no contributions from two body $D_{(s)}^+$ decays due to the smaller $D_{(s)}^+ \rightarrow \eta, \rho,$ and ω branching fractions and the smaller $\eta, \rho,$ and $\omega \rightarrow \mu^+ \mu^-$ branching fractions [5]. The search for the neutral-current $c \rightarrow u \mu^+ \mu^-$ transition in the decay $D^+ \rightarrow \pi^+ \mu^+ \mu^-$ is performed in the continuum region of the dimuon invariant mass spectrum below and above the ϕ resonance. We focus on the D^+ continuum decay as opposed to similar D_s^+ or Λ_c decays due to the longer lifetime and higher production fraction of the D^+ meson. The study uses a data sample of $p\bar{p}$ collisions at $\sqrt{s} = 1.96$ TeV corresponding to an integrated luminosity of approximately 1.3 fb^{-1} recorded by the D0 detector operating at the Fermilab Tevatron Collider. All analyzed events are collected using a suite of dimuon triggers. Similar studies have recently been published by the FOCUS [6] and CLEO-c [7] collaborations, and preliminary results have been presented by the BABAR [8] collaboration.

D0 is a general purpose detector described in detail in Ref. [9]. Charged particles are reconstructed using a silicon vertex tracker and a scintillating fiber tracker located inside a superconducting solenoidal coil that provides a magnetic field of approximately 2 T. The tracking volume is surrounded by a LAr-U calorimeter. Muons are reconstructed using a spectrometer consisting of magnetized iron toroids and three superlayers of proportional tubes and plastic trigger scintillators located outside the calorimeter.

The selection requirements are determined using PYTHIA [10] Monte Carlo (MC) events to model both $c\bar{c}$ and $b\bar{b}$ production and fragmentation. The EVTGEN [11] MC program is used to decay prompt D mesons and secondary D mesons from B meson decay into the $\phi \pi^+$ and $\mu^+ \mu^- \pi^+$ intermediate and final states. The detector response is modeled using a GEANT [12] based MC program. The dimuon trigger is modeled using a detailed simulation program incorporating all aspects of the trigger logic. Backgrounds are modeled using data in the mass sideband regions around the D meson mass of $1.4 < m(\pi^+ \mu^+ \mu^-) < 1.6 \text{ GeV}/c^2$ and $2.2 < m(\pi^+ \mu^+ \mu^-) < 2.4 \text{ GeV}/c^2$.

Muon candidates are required to have segments reconstructed in at least two out of the three muon system superlayers and to be associated with a track reconstructed with hits in both the silicon and fiber trackers. We require that the muon transverse momentum p_T is greater than $2 \text{ GeV}/c$ and the total momentum p is greater than $3 \text{ GeV}/c$. The dimuon system is formed by combining two oppositely charged muon candidates that are associated with the same track jet [13], form a well-reconstructed vertex, and have an invariant mass $m(\mu^+ \mu^-)$ below $2 \text{ GeV}/c^2$. The dimuon mass distribution in the region of the light quark-antiquark resonances is shown in Fig. 1. Maxima corresponding to the production of ω and ϕ mesons are seen. The ρ is observed as a broad structure beneath the ω peak, and there is some indication of η production as well. For the initial search for resonance dimuon production we require the $\mu^+ \mu^-$ mass be within $\pm 0.04 \text{ GeV}/c^2$ of the nominal ϕ mass and redetermine the muon momenta with a ϕ mass constraint imposed [5] which improves the $\mu^+ \mu^- \pi^+$ invariant mass resolution by 33%.

Candidate $D_{(s)}^+$ mesons are formed by combining the dimuon system with a track that is associated with the same track jet as the dimuon system, has hits in both the silicon and fiber trackers, and has $p_T > 0.18 \text{ GeV}/c$. The pion impact parameter significance \mathcal{S}_π , defined as the point of closest approach of the track helix to the interaction

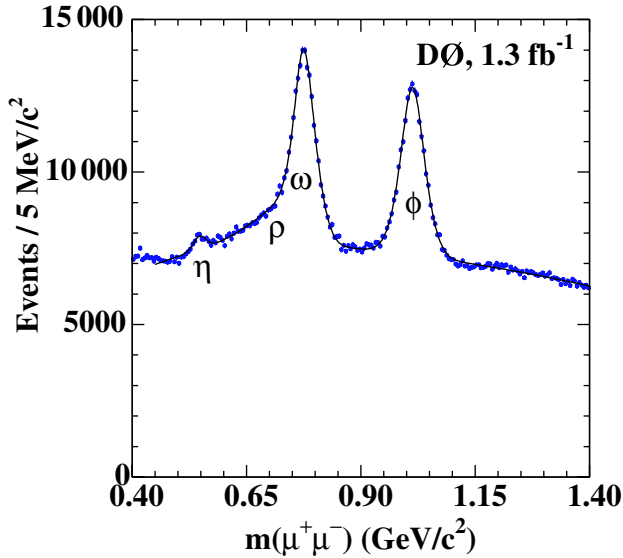


FIG. 1 (color online). The inclusive $m(\mu^+\mu^-)$ invariant mass spectrum. The fitting function includes components from the η , ρ , ω , and ϕ resonances.

point in the transverse plane relative to its error, is required to be greater than 0.5. The invariant mass of the three body system must be in the range $1.4 \text{ GeV}/c^2 < m(\pi^+\mu^+\mu^-) < 2.4 \text{ GeV}/c^2$. The three particles must form a well-reconstructed D meson candidate vertex displaced from the primary vertex. The transverse flight length significance \mathcal{S}_D , defined as the transverse distance of the reconstructed D vertex from the primary vertex normalized to the error in the reconstructed flight length, is required to be greater than 5. The collinearity angle Θ_D , defined as the angle between the D momentum vector and the position vector pointing from the primary to the secondary vertex, is required to be less than 500 mrad. In events with multiple $p\bar{p}$ collisions, the longitudinal track impact parameters are used to reject muons and tracks produced in the secondary $p\bar{p}$ interactions. In events with multiple D candidates, the best candidate is chosen based on the $\chi^2_{\text{ vtx}}$ of the three track vertex and the angular separation between the pion and the dimuon system in η - ϕ space, $(\Delta R_\pi)^2 = (\Delta\eta)^2 + (\Delta\phi)^2$, which is typically small for true candidates.

The resulting $\pi^+\mu^+\mu^-$ invariant mass distribution is shown in Fig. 2. The $D_{(s)}^+ \rightarrow \phi\pi^+ \rightarrow \mu^+\mu^-\pi^+$ signal is extracted from a binned likelihood fit to the data assuming possible contributions from D^+ and D_s^+ initial states as signal and from combinatoric background. The D_s^+ component is modeled by a Gaussian function with the mean and standard deviation as free parameters. The D^+ component is modeled as a Gaussian function. The difference in means between the D^+ and D_s^+ Gaussian functions is constrained by the known mass difference and the ratio of the standard deviations is constrained to the ratio of masses [5]. The background is modeled as an exponential function

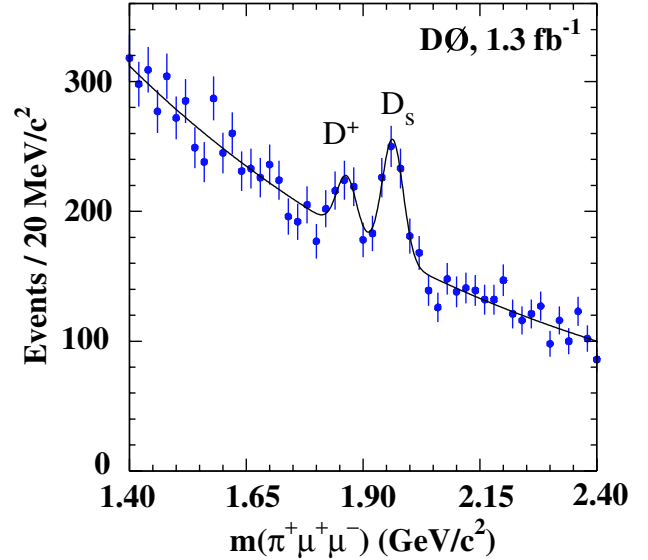


FIG. 2 (color online). The $m(\pi^+\mu^+\mu^-)$ mass spectrum in the $0.98 < m(\mu^+\mu^-) < 1.06 \text{ GeV}/c^2$ ϕ mass window. The result of a binned likelihood fit to the distribution including contributions for D^+ , D_s^+ , and combinatoric background is overlaid on the histogram.

with floating parameters. The normalization of all functions are free parameters. The fit yields $254 \pm 36 D_s^+$ candidates and $115 \pm 31 D^+$ candidates. The statistical significance of the combined D_s^+ and D^+ signal is 8 standard deviations above background. The significance of the D^+ yield, treating both the combinatorial and D_s^+ candidates as background, is 4.1 standard deviations.

The relative efficiency of the D^+ and D_s^+ channels is determined separately for prompt D mesons produced in direct $p\bar{p} \rightarrow c\bar{c} + X$ processes and D meson from B meson decay and combined using the measured prompt fractions [14] $\epsilon^+ = f_p^+ \epsilon_{\text{prompt}}^+ + (1 - f_p^+) \epsilon_{B \rightarrow D}^+$, where $\epsilon_{\text{prompt}}^+$ is the efficiency for prompt D^+ mesons, $\epsilon_{B \rightarrow D}^+$ is the efficiency for D^+ mesons from B meson decay, and f_p^+ is the fraction of prompt D^+ mesons; we use equivalent expressions for D_s^+ mesons. The yield ratio is related to the ratio of branching fractions by

$$\frac{n(D^+)}{n(D_s^+)} = \frac{f_{c \rightarrow D}^+}{f_{c \rightarrow D}^s} \frac{f_p^s}{f_p^+} \frac{\epsilon^+}{\epsilon^s} \frac{\mathcal{B}(D^+ \rightarrow \phi\pi^+ \rightarrow \mu^+\mu^-\pi^+)}{\mathcal{B}(D_s^+ \rightarrow \phi\pi^+) \mathcal{B}(\phi \rightarrow \mu^+\mu^-)},$$

where $f_{c \rightarrow D}^+$ is the fraction of D^+ mesons produced in c quark fragmentation, and $f_{c \rightarrow D}^s$ is the equivalent fraction for D_s^+ mesons [15]. We use $f_p^+ = 0.891 \pm 0.004$ [14], $f_p^s = 0.773 \pm 0.038$ [14], and $f_{c \rightarrow D}^s/f_{c \rightarrow D}^+ = 0.40 \pm 0.09$ [15]. The efficiency ratio is determined from MC calculations to be $\epsilon^s/\epsilon^+ = 0.70 \pm 0.06$ (stat + syst). The difference from unity is caused by the lifetime difference between D_s^+ ($c\tau = 147.0 \mu\text{m}$) and D^+ ($c\tau = 311.8 \mu\text{m}$) mesons, and the systematic uncertainty is dominated by uncertainties in the resolution modeling of \mathcal{S}_D and \mathcal{S}_π .

Using the efficiency ratio, production fractions, and the $D_s^+ \rightarrow \phi \pi^+$ and $\phi \rightarrow \mu^+ \mu^-$ branching fractions gives $\mathcal{B}(D^+ \rightarrow \phi \pi^+ \rightarrow \mu^+ \mu^- \pi^+) = (1.8 \pm 0.5(\text{stat}) \pm 0.6(\text{syst})) \times 10^{-6}$, which is consistent with the expected value of $(1.86 \pm 0.26) \times 10^{-6}$ given by the product of the $D^+ \rightarrow \phi \pi^+$ and $\phi \rightarrow \mu^+ \mu^-$ branching fractions and other recent measurements [7,8]. The systematic uncertainty is overwhelmingly dominated by the uncertainty in the $D_s^+ \rightarrow \phi \pi^+$ branching fraction that enters both the normalization and $f_{c \rightarrow D}^s$.

We now turn to the search for the continuum decay of $D^+ \rightarrow \pi^+ \mu^+ \mu^-$ mediated by FCNC interactions. We study the dimuon invariant mass region below $1.8 \text{ GeV}/c^2$, excluding $0.96 < m(\mu^+ \mu^-) < 1.08 \text{ GeV}/c^2$. Backgrounds are further reduced by requiring $\mathcal{S}_D > 9.4$, $\mathcal{S}_\pi > 1.8$, $\Theta_D < 7 \text{ mrad}$, $\chi_{\text{vtx}}^2 < 2.6$ (for 3 DOF), and $\Delta R_\pi < 2.6$. We also require the pion transverse momentum $p_T(\pi)$ be greater than $0.4 \text{ GeV}/c$ and the isolation, defined as $I_D = p(D)/\sum p_{\text{cone}}$, where the sum is over tracks in a cone centered on the D meson of radius $\Delta R = 1$ be greater than 0.7 . The final requirements are chosen using a random grid search [16] optimized using the Punzi [17] criteria to give the optimal 90% C.L. upper limit.

The final $\pi^+ \mu^+ \mu^-$ invariant mass distribution in data is shown in Fig. 3. The D^+ signal region contains 19 events. The combinatorial background in the signal region is estimated by performing sideband extrapolations to be 25.8 ± 4.6 events. The uncertainty reflects the range in the background estimation from variation in the background shape across the $\pi^+ \mu^+ \mu^-$ mass spectrum. The probability of the background fluctuating to fewer events than observed,

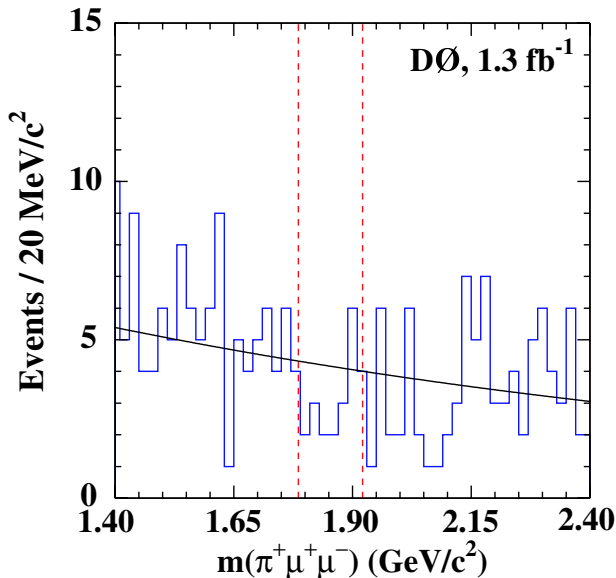


FIG. 3 (color online). Final $\pi^+ \mu^+ \mu^-$ invariant mass spectrum. The $\pm 2\sigma$ D^+ signal region, within the dashed lines, contains 19 events. The background level determined from the sidebands is 25.8 ± 4.6 events.

including the systematic uncertainty on the background prediction, is 14%.

We normalize the results to the $D^+ \rightarrow \phi \pi^+ \rightarrow \mu^+ \mu^- \pi^+$ signal instead of the larger D_s^+ signal to avoid the uncertainties associated with the D^+ and D_s^+ production fractions. We use the product of the known $D^+ \rightarrow \phi \pi^+$ and $\phi \rightarrow \mu^+ \mu^-$ branching fractions [5]. The signal efficiency ratio between the $D^+ \rightarrow \pi^+ \mu^+ \mu^-$ channel in the final sample and the $D^+ \rightarrow \phi \pi^+ \rightarrow \mu^+ \mu^- \pi^+$ channel in the preselection samples is determined from MC calculations to be $(5.4 \pm 0.8)\%$. The inputs to the limit calculation are summarized in Table I. The systematic uncertainty is dominated by the modeling of the vertex resolution particularly in the χ_{vtx}^2 requirement. The systematic uncertainty from the vertex resolution is determined by varying the resolution in MC calculations by $\pm 20\%$ and recomputing the efficiency ratio. The range is taken from studies of the resolution in several b hadron lifetime and mixing parameter measurements [18]. Using this, we find

$$\frac{\mathcal{B}(D^+ \rightarrow \pi^+ \mu^+ \mu^-)}{\mathcal{B}(D^+ \rightarrow \phi \pi^+) \times \mathcal{B}(\phi \rightarrow \mu^+ \mu^-)} < 2.09, 90\% \text{ C.L.}$$

The limit is determined using a Bayesian technique [19]. Using the central value of $D^+ \rightarrow \phi \pi^+$ and $\phi \rightarrow \mu^+ \mu^-$ branching fractions gives

$$\mathcal{B}(D^+ \rightarrow \pi^+ \mu^+ \mu^-) < 3.9 \times 10^{-6}, \quad 90\% \text{ C.L.}$$

This is approximately 30% below the limit one would expect to set given an expected background of 25.8 ± 4.6 events. The single event sensitivity, given by the branching fraction one would derive based on one observed signal candidate, is 3.0×10^{-7} .

In conclusion, we have performed a detailed study of D^+ and D_s^+ decays to the $\pi^+ \mu^+ \mu^-$ final state. We clearly observe the $D_s^+ \rightarrow \phi \pi^+$ intermediate state and see evidence for the $D^+ \rightarrow \phi \pi^+$ intermediate state. The branching fraction for the $D^+ \rightarrow \phi \pi^+ \rightarrow \pi^+ \mu^+ \mu^-$ final state is consistent with the product of $D^+ \rightarrow \phi \pi^+$ and $\phi \rightarrow \mu^+ \mu^-$ branching fractions. We have performed a search for the continuum decay of $D^+ \rightarrow \pi^+ \mu^+ \mu^-$ by excluding the region of the dimuon invariant mass spectrum around the ϕ . We see no evidence of signal above background and set a limit of $\mathcal{B}(D^+ \rightarrow \pi^+ \mu^+ \mu^-) < 3.9 \times 10^{-6}$ at the 90% C.L. This is the most stringent limit to date in a decay

TABLE I. Inputs to the $\mathcal{B}(D^+ \rightarrow \pi^+ \mu^+ \mu^-)$ upper limit calculation and resulting upper limit at the 90% and 95% C.L.

$D^+ \rightarrow \pi^+ \mu^+ \mu^-$ yield	19 events
Background expectation	25.8 ± 4.6 events
$D^+ \rightarrow \phi \pi^+ \rightarrow \pi^+ \mu^+ \mu^-$ Yield	115 ± 31 events
Relative efficiency	0.054 ± 0.008
$\mathcal{B}(D^+ \rightarrow \phi \pi^+ \rightarrow \mu^+ \mu^- \pi^+)$	1.86×10^{-5}
$\mathcal{B}(D^+ \rightarrow \pi^+ \mu^+ \mu^-)$ 90% (95%) C.L.	$< 3.9(6.1) \times 10^{-6}$

mediated by a $c \rightarrow u\mu^+\mu^-$ transition. Although this is approximately 500 times above the SM expected rate, it already reduces the allowed parameter space of the product of SUSY R -parity violating couplings $\lambda'_{22k} \times \lambda'_{21k}$ [2]. However, it is still an order of magnitude above the expected level from little Higgs models [4].

We thank the staffs at Fermilab and collaborating institutions. We also thank Sandip Pakvasa for several useful discussions. We acknowledge support from the DOE and NSF (USA); CEA and No. CNRS/IN2P3 (France); FASI, Rosatom and RFBR (Russia); CAPES, CNPq, FAPERJ, FAPESP and FUNDUNESP (Brazil); DAE and DST (India); Colciencias (Colombia); CONACyT (Mexico); KRF and KOSEF (Korea); CONICET and UBACyT (Argentina); FOM (The Netherlands); Science and Technology Facilities Council (United Kingdom); MSM and GACR (Czech Republic); CRC Program, CFI, NSERC and WestGrid Project (Canada); BMBF and DFG (Germany); SFI (Ireland); The Swedish Research Council (Sweden); CAS and CNSF (China); Alexander von Humboldt Foundation; and the Marie Curie Program.

*Visitor from Augustana College, Sioux Falls, SD, USA.

†Visitor from The University of Liverpool, Liverpool, United Kingdom.

‡Visitor from ICN-UNAM, Mexico City, Mexico.

§Visitor from II. Physikalisches Institut, Georg-August-University Göttingen, Germany.

||Visitor from Helsinki Institute of Physics, Helsinki, Finland.

¶Deceased.

- [1] S. L. Glashow, J. Iliopoulos, and L. Maiani, *Phys. Rev. D* **2**, 1285 (1970).
- [2] G. Burdman, E. Golowich, J. A. Hewett, and S. Pakvasa, *Phys. Rev. D* **66**, 014009 (2002).
- [3] S. Fajfer, S. Prelovsek, and P. Singer, *Phys. Rev. D* **64**, 114009 (2001).
- [4] S. Fajfer and S. Prelovsek, *Phys. Rev. D* **73**, 054026 (2006).
- [5] W.-M. Yao *et al.* (Particle Data Group), *J. Phys. G* **33**, 1 (2006).
- [6] J. M. Link *et al.* (FOCUS Collaboration), *Phys. Lett. B* **572**, 21 (2003).
- [7] Q. He *et al.* (CLEO Collaboration), *Phys. Rev. Lett.* **95**, 221802 (2005).
- [8] B. Aubert *et al.* (BABAR Collaboration), hep-ex/0607051, submitted to the Proceedings of ICHEP2006.
- [9] V. M. Abazov *et al.* (D0 Collaboration), *Nucl. Instrum. Methods A* **565**, 463 (2006).
- [10] T. Sjostrand *et al.*, *Comput. Phys. Commun.* **135**, 238 (2001).
- [11] D. J. Lange, *Nucl. Instrum. Methods Phys. Res., Sect. A* **462**, 152 (2001).
- [12] R. Brun, F. Bruyant, M. Maire, A. C. McPherson, and P. Zancarini, CERN Report No. CERN DD/EE/84-1, 1987.
- [13] All charged particles in the event are clustered into jets using the DURHAM clustering algorithm with the p_T cutoff parameter of 15 GeV/ c . S. Catani *et al.*, *Phys. Lett. B* **269**, 432 (1991).
- [14] D. Acosta *et al.* (CDF Collaboration), *Phys. Rev. Lett.* **91**, 241804 (2003).
- [15] S. Chekanov *et al.* (ZEUS Collaboration), *Eur. Phys. J. C* **44**, 351 (2005). We rescale the values to be consistent with the $D^+ \rightarrow K^+\pi^+\pi^-$ and $D_s^+ \rightarrow \phi\pi^+$ branching fractions in Ref. [5].
- [16] N. Amos *et al.*, in *Proceedings of Computing in High Energy Physics (CHEP'95)*, edited by R. Shellard and T. Nguyen (World Scientific, River Edge, NJ, 1996), p. 215.
- [17] G. Punzi, in *Proceedings of the Conference on Statistical Problems in Particle Physics, Astrophysics and Cosmology (Phystat 2003)*, edited by L. Lyons *et al.* (SLAC, Menlo Park, CA, 2003), p. 79.
- [18] V. M. Abazov *et al.* (D0 Collaboration), *Phys. Rev. Lett.* **97**, 021802 (2006); V. M. Abazov *et al.* (D0 Collaboration), *Phys. Rev. Lett.* **98**, 121801 (2007).
- [19] I. Bertram *et al.*, FERMILAB Report No. FERMILAB-TM-2104, 2000.