

January 1958

Advertising Brochure: Ford Diesel Tractors

Follow this and additional works at: <http://digitalcommons.unl.edu/tractormuseumlit>



Part of the [Applied Mechanics Commons](#)

"Advertising Brochure: Ford Diesel Tractors" (1958). *Nebraska Tractor Tests*. 463.
<http://digitalcommons.unl.edu/tractormuseumlit/463>

This Article is brought to you for free and open access by the Tractor Test and Power Museum, The Lester F. Larsen at DigitalCommons@University of Nebraska - Lincoln. It has been accepted for inclusion in Nebraska Tractor Tests by an authorized administrator of DigitalCommons@University of Nebraska - Lincoln.

FORD

DIESEL TRACTORS

- *NEW 2-3 Plow Power*
- *3-4 Plow Power*

Also available in
FORD'S NEW
SELECT-O-SPEED
Models



801-901 SERIES 3-4 PLOW POWER TRACTORS



801 ALL-PURPOSE SERIES



901 ROW CROP SERIES (Also available with wide adjustable front axle or single front wheel)

You'll get a lot of big-capacity, low cost performance out of one of these Ford diesels. Whether it's an all-purpose or a row crop model, there's plenty of power to pull a 4-bottom plow in many soils, or to give you efficient operation of big capacity PTO machines. Yet these rugged tractors provide economical versatility for a very wide range of power requirements.

601-701 SERIES 2-3 PLOW TRACTORS



601 ALL-PURPOSE SERIES



701 ROW CROP SERIES (Also available with single or dual front wheels)

You don't have to have a big tractor to profit from the outstanding economy of diesel operation. Now, Ford's newest diesels bring this low cost performance to you in the 2-3 plow power class. Whatever your type of farming, whatever the size of your operation, you'll be able to put one or more of these low cost diesels to work in helping to make your overall farm operation more profitable.

°You have a wide choice of models in 2 power sizes in FORD DIESEL TRACTORS

HERE ARE SOME OF THE OUTSTANDING FEATURES OF FORD DIESEL TRACTORS:

POWER THAT HANGS ON — you'll pull through more tough spots without stalling because of the extra good lugging ability of these Ford Diesels.

SIMPLE STARTING—Starts quickly and easily, directly on diesel fuel.

EFFICIENT COMBUSTION—Ford's system of direct injection results in maximum power from minimum fuel.

EASY MAINTENANCE—Simple, rugged design provides long work life, convenient, low cost maintenance.

... And many more features that **give you** more, **save you** more with a Ford diesel tractor.

Yes, all series of Ford tractors are now available in economical diesel models. That means that you'll be able to "go diesel" all the way, whatever your power requirements, whatever your type of farming. Whether you operate one tractor, or several, you'll be able to benefit from the outstanding economy of Ford diesel operation on all kinds of farm jobs. From plowing, to cultivating, to harvesting—and everything in between—you'll find just the tractor you need in Ford's big new line of diesels.

The cost differential of Ford diesel tractors over that of comparable gasoline tractors is much *less* than that of other diesels over comparable gasoline models. This means that you'll be able to make a Ford pay on fewer total hours of use. Ford diesel tractors are priced to help you *profit more—on more farm jobs!*

finger tip power shifting while "on the go"

with **FORD'S NEW SELECT-O-SPEED** models

10 SPEEDS FORWARD-2 REVERSE



You'll reduce time wasting stops and put more "go" into your farming with Ford's new Select-O-Speed. Yes, a light touch on the Select-O-Speed lever is all you need to shift to any gear—at any time! It's fully selective. And the wide range of overlapping speeds—from as low as .6 mph up to 18 mph—provides outstanding efficiency for any power requirement.

Extra drawbar pull without stopping. You'll be able to handle heavier jobs with a Ford Select-O-Speed tractor because of the ease with which you can shift down to increase drawbar pull *without* stopping. For example, on heavy drawbar jobs, you can *double* your pulling power by shifting from 6th to 4th gear . . . shifting from 10 to 4th gear increases drawbar pull by *eight times!*

What does all this mean? It means that you can start extra heavy loads in a lower gear, and then shift up to a higher range on-the-go. You can shift down to go through tough spots, then shift up to your normal working speed *without clutching* and *without stopping*. You can also shift up from your normal working speed to save time and fuel whenever conditions permit faster ground speeds!

You can maintain constant, uninterrupted PTO speed while you change ground speed to suit conditions. This enables you to materially increase the output of your tractor without a corresponding increase in fuel consumption. And all this with no more effort than is required to move your finger!


FORD'S DI

172 CU. IN. ENGINE

The proved Ford diesel engine that provides dependable 3-4 plow power for all Ford 801 and 901 series diesel tractors.



144 CU. IN. ENGINE

The new 144 cubic inch diesel engine powers Ford 601 and 701 series 2-3 plow diesel tractors. Similar to 172 cu. in. engine, except for power.




ALUMINUM PISTONS

These heavy duty aluminum pistons are very efficient. Each has 3 compression and 2 oil rings to effectively hold the extra high pressures encountered in diesel operation. Piston pins and rods are built to withstand the force of heavy loads.



HEAVY DUTY CRANKSHAFT

The Ford Diesel crankshaft is made of forged steel, and is especially heat treated to give it strength and rigidity. And because bearing loads are greater in diesel engines, *main bearing liners* are copper-lead rather than babbitt.



DISTRIBUTOR TYPE INJECTION PUMP

Fuel is delivered to injectors by means of this opposed piston distributor type... pump. A governor regulates flow of fuel to pump in response to load demands. An *automatic injection advance* properly times injections with engine speed.

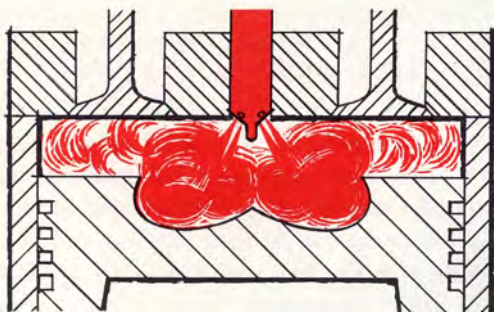
Outstanding Economy for Tractor Operation

Whatever series or model of Ford diesel tractor you choose, you'll be well pleased with the dependability and operating economy of its rugged, Ford-built diesel engine. Both power sizes are built with many of the same features that have already proved so successful in Ford Powermaster and Workmaster series gasoline engines, plus advanced new features for highly successful diesel performance.

Ford diesel engines are extra simple in design, providing for convenient operation and easy, low-cost maintenance. They start directly on diesel fuel without aid of auxiliary engine. Direct fuel injection and open chamber design contribute to both easy starting and complete combustion for efficient, dependable power and maximum fuel economy.


MORE USEFUL POWER AT ALL SPEEDS

With a Ford diesel, you'll be able to maintain most of the tractor's pull power even when the engine is lugged down to low rpm. That's because of the engine's torque characteristics . . . torque which tends to stay up as the speed slows down. This is why you'll be able to pull through those tough spots without stalling . . . the reason you can do so much work with a Ford diesel tractor!




EFFICIENT FUEL COMBUSTION

Fuel is injected directly into the open combustion chamber where combustion takes place. The recess in the dome of the piston makes up practically the entire combustion chamber, and is shaped so as to cause a uniform mixing of the fuel with the air for maximum efficiency. This design results in easy starting and low fuel consumption. For cold weather starting two electric heater plugs (accessory) are installed in the intake manifold to heat the air before it enters the cylinders.




FUEL INJECTORS

The fuel injectors for these Ford Diesel engines accurately inject sprays of finely atomized fuel into the combustion chambers through 4 small openings in each injector nozzle. Provision is made for a bleed back of excess fuel to the tank.



FUEL FILTER

Fuel is carefully filtered to remove any trace of water or particles of dust and dirt which might cause trouble in the precision-built injection system. Helps to eliminate maintenance costs, saves time and trouble for the operator.



BIG CAPACITY AIR INTAKE AND EXHAUST

Air cleaner, intake manifold, exhaust manifold and muffler are all designed with extra capacity for "easy breathing" needed for maximum efficient power during heavy work.

FORD DIESEL

Have all the features for

FORD HYDRAULIC CONTROL


Ford's built-in, live-action hydraulic system works with the famous Ford 3-point linkage for easier, better, faster farming. Provides instant power for positive control of implements at any time engine is running. Also available with single or double acting hydraulic cylinders for remote hydraulic applications.

CONSTANT DRAFT CONTROL—You have a choice of hydraulic action in a Ford tractor. With selector lever in *constant draft control position*, mounted implement is automatically controlled to provide uniform draft in varying soil conditions.

IMPLEMENT POSITION CONTROL—In this position, the hydraulic system maintains a constant implement position with respect to the tractor, provides uniform working depth in level land, regardless of variations in soil conditions.

EFFICIENT PTO PERFORMANCE

You will like the performance of a Ford diesel tractor when used with today's modern PTO-operated machines. It will give you a lot of dependable, low-cost power to help lower the cost of your harvests and other PTO jobs. Both power sizes are available in 4 and 5-speed models with transmission type PTO, 5-speed models with live PTO, or with Select-O-Speed.



PTO, then re-engage it without ever having to stop. This permits you to keep your machine operating at full capacity more of the time for greater over-all efficiency of both tractor and PTO-driven machine.

Also available in models with 2 speed PTO-540 and 1000 rpm—and ground speed.

FORD 3-POINT LINKAGE

Ford's famous 3-point linkage goes a long way toward helping to make your farming easier and more profitable. It provides for fast attaching, convenient adjustment and efficient operation of Ford's big, economical family of semi-mounted and "Pick-up and go" implements. You'll save time, work and money for faster, better farming. Holes on the hydraulic lift rocker provide a choice of attaching points for better control of sensitivity of light and heavy draft implements.



and on **SELECT-O-SPEED** models
today's MOST VERSATILE PTO!
it's completely independent

Yes, here's new convenience, new versatility, and new performance that will help you do your PTO jobs faster and better, and with less fuel than ever before. You can shift up or down "on-the-go" to match ground speed to crop or field conditions without interrupting the speed of the PTO. You can also disengage the

TRACTORS

which Ford tractors have long been famous!



COMFORTABLE POSITION IN SEAT

Your position in the seat of a Ford tractor is comfortable and relaxing. The position and angle of the steering wheel are such that your hands and arms remain in a restful, natural position.

EASY TO GET ON AND OFF

Open design and wide, low step plates help to take the inconvenience out of getting on and off the tractor. There's no climbing over hitches, no scraped shins.

OTHER COMFORT, CONVENIENCE AND PERFORMANCE FEATURES

- **PROOF-METER**—Lets you tell at a glance engine speed, hours worked, travel speed, PTO or belt pulley speed.
- **POWER STEERING**—Standard on row crop models, optional on others.
- **POWER ADJUSTED REAR WHEELS**—Standard on 901 row crop models, optional on others.
- **SWINGING DRAWBAR**—Provides good maneuverability and easy turning of pull type implements.
- **POWERFUL BEAM HEADLIGHTS** — Concentrated narrow beam gives far-reaching visibility for night work.
- **SAFETY STARTER**—Starter key must be "on" and tractor in neutral ("park" on Select-O-Speed models) before engine can be started.
- **HEAVY DUTY ELECTRICAL SYSTEM**—12 volt battery provides plenty of dependable power for diesel starting, and for all of the tractor's other electrical requirements.
- **DEPENDABLE OVERSIZE BRAKES**—Provide quick-action braking for maneuverability and safety.

ACCESSORIES

Manifold heater plugs, single and double acting remote hydraulic control units, vari-weights, power adjusted rear wheels, stabilizer link kit, special lighting kit, special headlight mounting brackets, belt pulley assembly, bumper,

Also^{ff} Available from FORD—the
**FORDSON POWER MAJOR
DIESEL**



Here's the successor to the world famous Fordson Major Diesel—now with increased power and greater operator convenience than ever. You'll get a lot of low cost, big capacity performance out of one of these rugged tractors.

-CORDiIESEL TRACTORS

SPECIFICATIONS

GENERAL: All Ford diesel tractors are equipped with 12-volt 135 amp. battery, generator, generator warning light, voltage and current regulator, key controlled starter circuit, safety starter, thermostat, oil pressure gauge, oil bath air cleaner, full flow oil filter, fuel gauge, fuel filter, fenders, muffler and vertical exhaust. In addition, all except Special Utility models have proofmeter, temperature gauge, tools and box, lights.

601 SERIES All Purpose Models: Hydraulic system and 3-point linkage, 11 x 28 4-ply rear tires, rear wheel spacing—52 to 76 inches.

641-4-Speed with transmission PTO.

651-5-Speed with transmission PTO.

661-5-Speed with Live PTO.

671—Select-O-Speed with 540 rpm independent PTO.

681—Select-O-Speed with 2-speed (540 & 1000 rpm) independent PTO, and ground-speed PTO.

601 SERIES Special Utility Models: 10 x 28 4-ply rear tires, rear wheel spacings-48 to 76 inches.

611—Select-O-Speed without PTO.

621-4-Speed, transmission, PTO optional.

631-4-Speed, transmission, PTO optional, hydraulic system and 3-point linkage.

701 SERIES Row Crop Models: Power Steering, Rest-O-Ride seat, choice of front ends, hydraulic system and 3-point linkage, 11 x 28 4-ply rear tires, rear wheel spacing-56 to 84 inches.

741-4-Speed, with transmission PTO.

771—Select-O-Speed with 540 rpm independent PTO.

801 SERIES All Purpose Models: Hydraulic system and 3-point linkage, Rest-O-Ride seat, 12 x 28 4-ply rear tires, rear wheel spacing-52 to 76 inches.

841-4-Speed, with transmission PTO.

851-5-Speed, with transmission PTO.

861-5-Speed, with Live PTO.

871—Select-O-Speed with 540 rpm independent PTO.

881—Select-O-Speed with 2-Speed (540 and 1000 rpm) independent PTO, and ground-speed PTO.

801 SERIES Special Utility Models: 10 x 28 4-ply rear tires, rear wheel spacing-48 to 76 inches.

811—Select-O-Speed without PTO.

821-4-Speed, transmission PTO optional.

901 SERIES Row Crop Models: Power steering, Rest-O-Ride seat, Power Adjusted rear wheels, choice of front ends, hydraulic system and 3-point linkage, 12 x 28 4-ply rear tires, rear wheel spacing-56 to 84 inches.

941-4-Speed, with transmission PTO.

951-5-Speed, with transmission PTO.

961-5-Speed, with Live PTO.

971—Select-O-Speed with 540 rpm independent PTO.

981—Select-O-Speed with 2-speed (540 and 1000 rpm) independent PTO, and ground-speed PTO.

ENGINE: 144 cu. in.—601 & 701 Series

172 cu. in.—801 & 901 Series

Compression Ratio 16.8 to 1

Pistons Aluminum

Rings 3 comp., 2 oil

Main Bearings 3 w/copper-lead

Crankshaft Forged Steel

Combustion Chamber Direct injection, open type

Injection Pump Opposed plunge distributor type

Injectors Open type, 4 hole, long stem

Design, material and/or specifications are subject to change without notice and without liability therefor.

You get a lot more for a lot less!

FORD

TRACTORS

SEE YOUR FORD TRACTOR AND IMPLEMENT DEALER

Let him give you more information on this outstanding line of *Ford diesel tractors*. And be sure to drive a new Select-O-Speed model . . . you'll be amazed at the things you can do with it.