

University of Nebraska - Lincoln

DigitalCommons@University of Nebraska - Lincoln

Digital Humanities Workshop Series

Center for Digital Research in the Humanities

11-19-2014

HTML & CSS November 19, 2014

Karin Dalziel

University of Nebraska-Lincoln, kdalziel2@unl.edu

Follow this and additional works at: <https://digitalcommons.unl.edu/cdrhworkshops>



Part of the [Digital Humanities Commons](#)

Dalziel, Karin, "HTML & CSS November 19, 2014" (2014). *Digital Humanities Workshop Series*. 1.
<https://digitalcommons.unl.edu/cdrhworkshops/1>

This Presentation is brought to you for free and open access by the Center for Digital Research in the Humanities at DigitalCommons@University of Nebraska - Lincoln. It has been accepted for inclusion in Digital Humanities Workshop Series by an authorized administrator of DigitalCommons@University of Nebraska - Lincoln.

HTML and CSS

Karin Dalziel

Digital Design/Development Specialist
@ the CDRH

kdalziel2@unl.edu

HTML

vs

CSS

- Structure
- Text only
- Information

- Presentation
- Pretty graphics!
- Layout

HTML

What is HTML?

- A markup language used by the browser to make sense of your text
- HyperText Markup Language
- Has a logical structure

But what is HTML?

```
<!DOCTYPE html>

<html>

  <head>

    <meta charset="utf-8">

    <title>Page Title</title>

    <link rel="stylesheet" href="css/main.css">

    <script src="js/main.js"></script>

  </head>

  <body>

    <h1>Page Title</h1>

    <h2>Subhead</h2>

    <p>Paragraph of text</p>

  </body>

</html>
```

Flavors

- HTML
- HTML 2.0
- HTML 3.2
- HTML 4.0
- HTML 4.01
- HTML5
- XHTML
- XHTML 1.0
- XHTML 1.1
- XHTML 2.0
- XHTML5.1 (?)

TL:DR

Use HTML5

What about XML?

```
<!DOCTYPE html>

<html xmlns="http://www.w3.org/1999/xhtml">

  <head>

    <meta charset="utf-8">

    <title>Page Title</title>

    <link rel="stylesheet" href="css/main.css">

    <script src="js/main.js"></script>

  </head>

  <body>

    <h1>Page Title</h1>

    <h2>Subhead</h2>

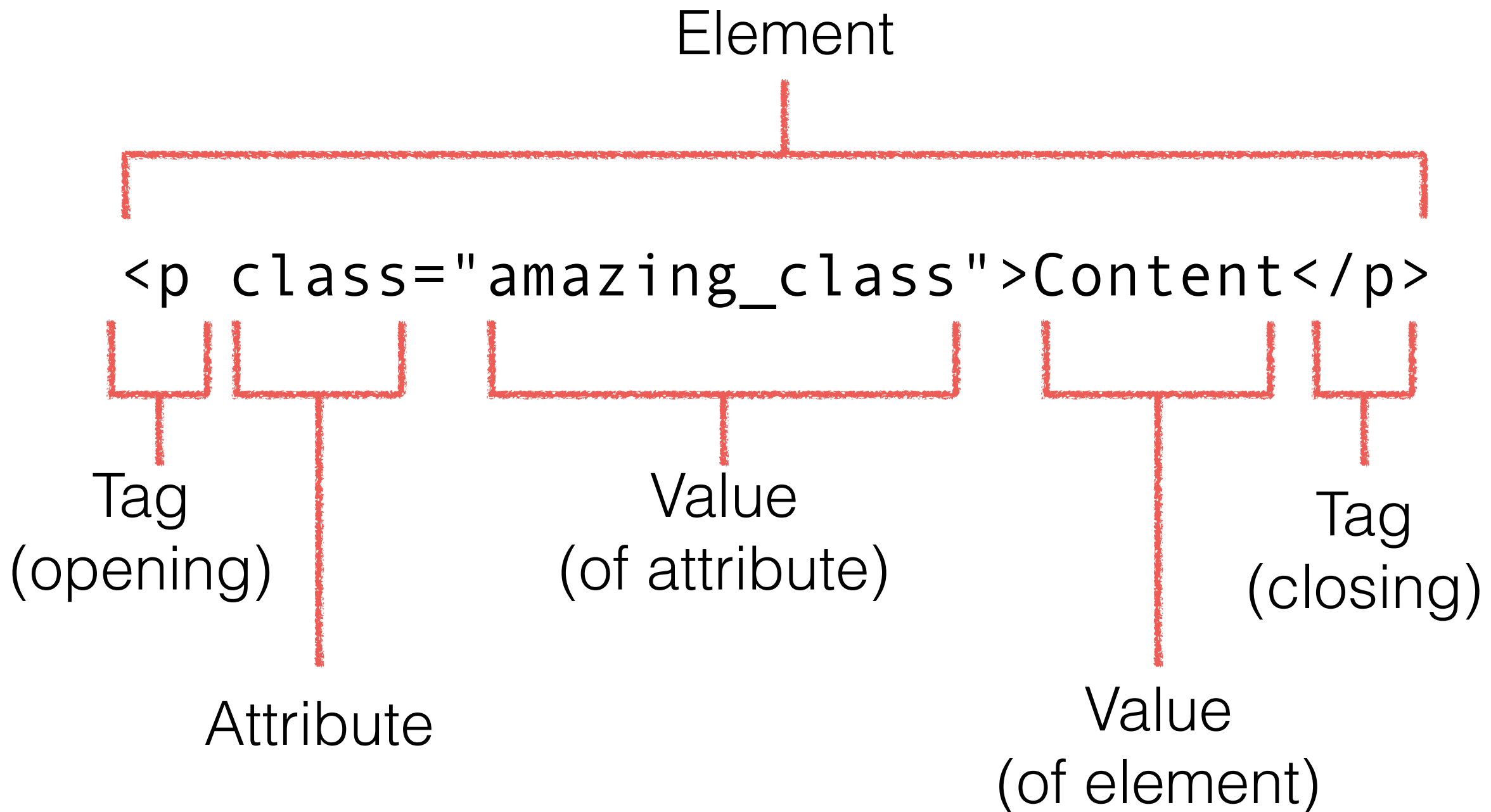
    <p>Paragraph of text</p>

  </body>

</html>
```

Also, serialize as “XML”

tags / elements / attributes / values



Useful HTML Tags

- `<html>` - contains the entire document
- `<head>` - contains header information (does not display)
- `<title>` - goes inside `<head>`, is the title of the document
- `<body>` - goes after `<head>` contains stuff that's rendered in the browser

<a> tag

- `<a>` - (anchor) used to link content

`External link to Google`

`About Page`

`Jump to about section`
(pair with an `id="about"` attribute)

Note: Make sure your `<a>` element value is descriptive of where you will go. This is how blind users will know what they are in for!

 tag

- - (image) used to include an image

```

```

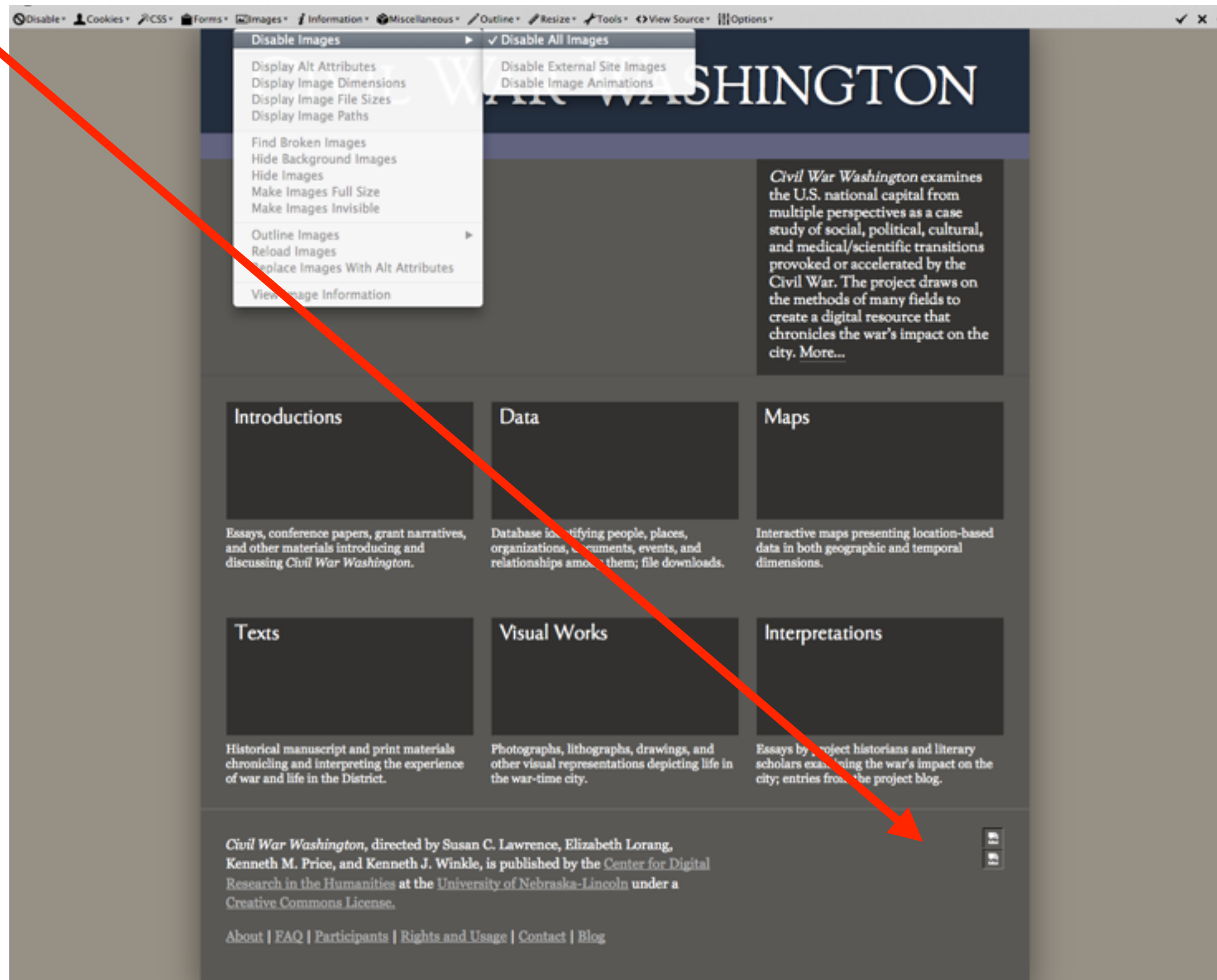
```
<a href="http://unl.edu">
```

```
  
</a>
```

Note: Try not to duplicate other text with your alt attribute, but do try to make it clear what the image is.

Try not to include text in images, instead just include the image and use HTML text to explain it.

No alt tags. SADFACE.



<h1> <h2>, etc tag

- `<h1>` - (heading 1) used to mark a heading

```
<h1 id="pagetitle">Page title</h1>
```

```
<p>This is some content</p>
```

```
<h2 id="first_subhead">This is a subhead</h2>
```

Note: Keep the headers in a logical order! Also, headers are a good place to include id's

Nesting headers

```
<h1>Page Title</h1>
```

```
<h2>First Subheading</h2>  
<p>A bit of content</p>
```

```
<h2>Second subheading</h2>  
<p>a bit of content</p>
```

```
<h3>A sub-sub heading</h3>  
<p>a bit of content</p>
```

```
<h2>Third subheading</h2>
```

**Do: use headers in a
logical order**

```
<h1>Page Title</h1>
```

```
<h3>First Subheading</h3>  
<p>A bit of content</p>
```

```
<h2>Second subheading</h2>  
<p>a bit of content</p>
```

```
<h4>A sub-sub heading</h4>  
<p>a bit of content</p>
```

```
<h1>Third subheading</h1>
```

**Don't: just thrown them
anywhere**

Other tags!

Paragraph

```
<p>Some content</p>
```

Span

```
<span>Some content</span>
```

Div

```
<div>Some content</div>
```

Note: Paragraph has a logical meaning. Don't nest paragraphs. Span and div are presentational only, they don't have a semantic meaning, and you can nest them.

Classes and ID's

Classes and ID's can go on any element.

Classes can be used multiple times, ID's only once per page.

You can add multiple classes by using a space.

Start classes and id's with letters.

(fun note: it's technically legal HTML5 to start an ID with a # but it won't work with your plain CSS selectors)

```
<div id="main_content">Content</div>
```

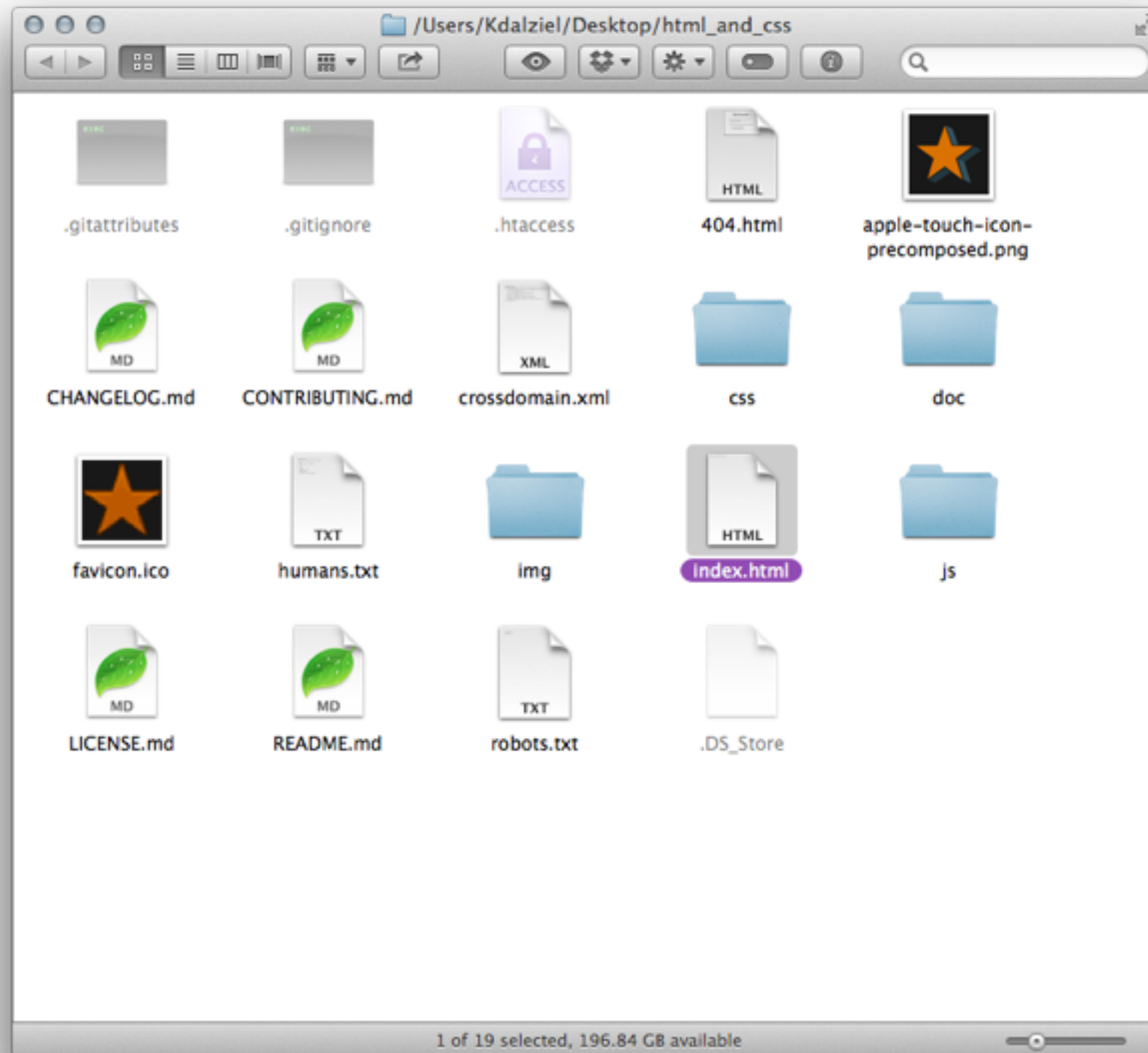
```
<span class="one two three">Content</span>
```

HTML Resources

- HTML5 Boilerplate
- Web Developer Toolbar (for a variety of browsers)
- Browser Developer tools
- CSS/HTML Frameworks

HTML5 Boilerplate

<http://html5boilerplate.com/>



CSS

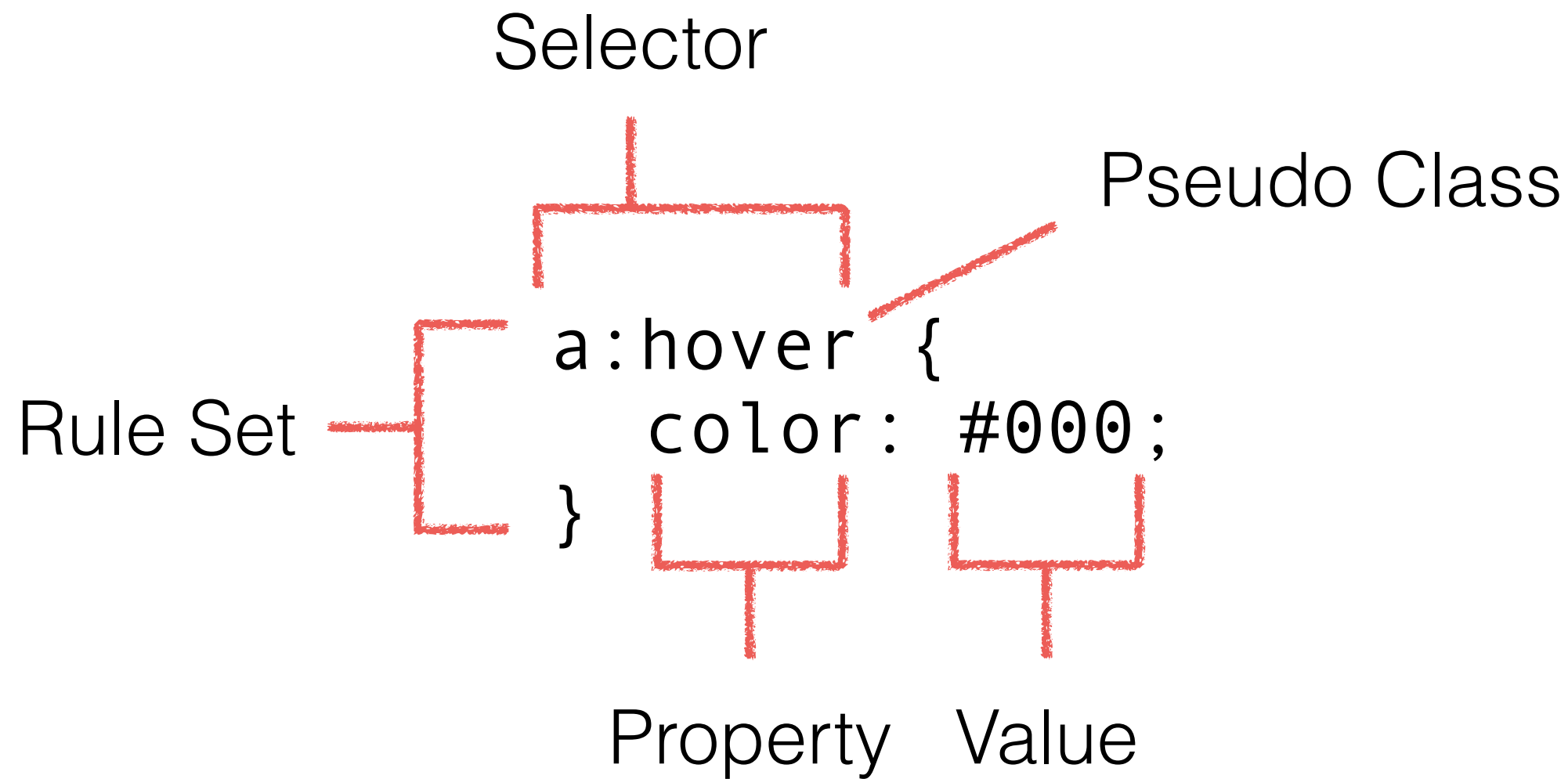
What is CSS?

- A display language used by the browser to make sense of your text
- Cascading Style Sheets
- Lets you add colors and layout elements!

But what is CSS?

```
html {  
    background-color: #f4f3ea;  
}  
  
body {  
    color: #303030;  
    font-family: "Helvetica Neue", Arial, Helvetica, Geneva, sans-serif;  
    font-size: 16px;  
}  
  
h1, h2, h3, h4, h5, h6, nav {  
    font-family: 'Stint Ultra Expanded', cursive;  
    font-weight: 100;  
    clear: both;  
}
```

selector, property, value



No CSS

Trans-Mississippi&International Exposition

 Search

- [Home](#)
- [Photographs](#)
- [Memorabilia](#)
- [Texts](#)
- [About](#)

The Omaha World's Fair

The far-reaching success of the Chicago World's Fair in 1893 inspired community leaders in Omaha, Nebraska, to hold their own version of that historic event—the Trans-Mississippi and International Exposition. The Expo spread across 184 acres at the northern edge of Omaha, near the Missouri River, from June 1 to October 31, 1898. The Grand Court at the heart of the Expo consisted of majestic but temporary structures and statuary, lush gardens, and a canal with fountains and gondolas—all in stark contrast to the city of Omaha itself, which was still regarded by much of the nation as a frontier town, even as it grew and developed as a major Midwestern business center.

- [Photographs](#)
- [Memorabilia](#)
- [Texts](#)

Though much smaller in scale and attendance than other world's fairs of the period, such as the St. Louis World's Fair in 1904, the event captured the imagination of the region, received national attention in magazines such as Harper's Bazaar, and Century Illustrated, and attracted two million visitors. Today, remnants of the Expo exist in public and private collections, but no structures remain at the site.

On the opening day of the Trans-Mississippi and International Exposition, the Omaha Bee described the Expo's Grand Court on its front page:

"To the spectator it would seem that some long forgotten magician had escaped from the dingy covers of an ancient fairy tale and caressed the bare expanse of bluff and stubble with his creative wand. At the potent touch palaces of art and industry appeared as though fashioned from some low hanging cloud, their soaring domes and pinnacles resplendent in the June sunshine and their wide stretches of court and promenade gorgeous with the bloom and fragrance of Orient and garden. Even nature is outdone by the persistent force and virility of the hustling west. For since the last snow disappeared the rugged bluff has been transformed into a panorama of turf and foliage and flower that seems the creation of a dozen seasons."

The Grand Court, also known as "The New White City" in reference to the classical architecture of the Chicago World's Fair which followed in 1904, the event captured the imagination of the region, received national attention in magazines such as Harper's Weekly, Harper's Bazaar, and Century Illustrated, and attracted two million visitors. Today, remnants of the Expo exist in public and private collections, but no structures remain at the site.

The photographs, newspaper articles, documents, and souvenirs featured in this digital archive—a partnership of the University of Nebraska-Library and the University of Nebraska-Lincoln—captures the ambitions, controversies, criticisms, cultural attitude of the time, while also depicting the grandeur of the architecture and celebration of the region.

Created by the [Center for Digital Research in the Humanities](#).

Funding provided by the [Plains Humanities Alliance](#), the [Center for Great Plains Studies](#), and the [Office of Research and Economic Development](#) at the University of Nebraska-Lincoln.

With CSS

Trans-Mississippi & International Exposition

[Home](#)[Memorabilia](#)[Texts](#)

The Omaha World's Fair

The far-reaching success of the Chicago World's Fair in 1893 inspired community leaders in Omaha, Nebraska, to hold their own version of that historic event—the Trans-Mississippi and International Exposition. The Expo spread across 184 acres at the northern edge of Omaha, near the Missouri River, from June 1 to October 31, 1898. The Grand Court at the heart of the Expo consisted of majestic but temporary structures and statuary, lush gardens, and a canal with fountains and gondolas—all in stark contrast to the city of Omaha itself, which was still regarded by much of the nation as a frontier town, even as it grew and developed as a major Midwestern business center.

[Photographs](#)[Memorabilia](#)[Texts](#)

Though much smaller in scale and attendance than other world's fairs of the period, such as the St. Louis World's Fair which followed in 1904, the event captured the imagination of the region, received national attention in magazines such as Harper's Weekly, Harper's Bazaar, and Century Illustrated, and attracted two million visitors. Today, remnants of the Expo exist in public and private collections, but no structures remain at the site.

On the opening day of the Trans-Mississippi and International Exposition, the Omaha Bee described the Expo's Grand Court on its front page:

"To the spectator it would seem that some long forgotten magician had escaped from the dingy covers of an ancient fairy tale and caressed the bare expanse of bluff and stubble with his creative wand. At the potent touch palaces of art and industry appeared as though fashioned from some low hanging cloud, their soaring domes and pinnacles resplendent in the June sunshine and their wide stretches of court and promenade gorgeous with the bloom and fragrance of Orient and garden. Even nature is outdone by the persistent force and virility of the hustling west. For since the last snow disappeared the rugged bluff has been transformed into a panorama of turf and foliage and flower that seems the creation of a dozen seasons."

text properties

```
p {  
  color: red;  
  font-size: 2em;  
  line-height: 1.4em;  
  text-decoration: underline;  
  font-style: italic;  
  font-weight: bold;  
  background-color: #acfd5;  
}
```

layout properties

```
test {  
  width: 200px;  
  height: 400px;  
  margin: 20px;  
  padding: 0;  
  float: left;  
}
```

border and bullet properties

```
.test ul li {  
  border: 2px solid #ff2d25;  
  list-style-type: square;  
}
```

CSS Frameworks

- Twitter Bootstrap
- Foundation
- Search for “css framework” and try them out

Pros: Can make getting things done quickly pretty easy

Cons: You can't dictate the HTML, it can get ugly

Live Demo!

HTML and CSS

Karin Dalziel

Digital Design/Development Specialist
@ the CDRH

kdalziel2@unl.edu

<http://cdrh.unl.edu/news-events/workshops>