

University of Nebraska - Lincoln

DigitalCommons@University of Nebraska - Lincoln

Kenneth Bloom Publications

Research Papers in Physics and Astronomy

11-25-2005

Search for $B_s^0 \rightarrow \mu^+ \mu^-$ and $B_d^0 \rightarrow \mu^+ \mu^-$ Decays in $p\bar{p}$ Collisions with CDF II

A. Abulencia

University of Illinois, Urbana

Kenneth A. Bloom

University of Nebraska-Lincoln, kenbloom@unl.edu

Collider Detector at Fermilab Collaboration

Follow this and additional works at: <https://digitalcommons.unl.edu/physicsbloom>



Part of the [Physics Commons](#)

Abulencia, A.; Bloom, Kenneth A.; and Collider Detector at Fermilab Collaboration, "Search for $B_s^0 \rightarrow \mu^+ \mu^-$ and $B_d^0 \rightarrow \mu^+ \mu^-$ Decays in $p\bar{p}$ Collisions with CDF II" (2005). *Kenneth Bloom Publications*. 3.
<https://digitalcommons.unl.edu/physicsbloom/3>

This Article is brought to you for free and open access by the Research Papers in Physics and Astronomy at DigitalCommons@University of Nebraska - Lincoln. It has been accepted for inclusion in Kenneth Bloom Publications by an authorized administrator of DigitalCommons@University of Nebraska - Lincoln.

Search for $B_s^0 \rightarrow \mu^+ \mu^-$ and $B_d^0 \rightarrow \mu^+ \mu^-$ Decays in $p\bar{p}$ Collisions with CDF II

A. Abulencia,²³ D. Acosta,¹⁷ J. Adelman,¹³ T. Affolder,¹⁰ T. Akimoto,⁵³ M. G. Albrow,¹⁶ D. Ambrose,¹⁶ S. Amerio,⁴² D. Amidei,³³ A. Anastassov,⁵⁰ K. Anikeev,¹⁶ A. Annovi,⁴⁴ J. Antos,¹ M. Aoki,⁵³ G. Apollinari,¹⁶ J.-F. Arguin,³² T. Arisawa,⁵⁵ A. Artikov,⁴⁴ W. Ashmanskas,¹⁶ A. Attal,⁸ F. Azfar,⁴¹ P. Azzi-Bacchetta,⁴² P. Azzurri,⁴⁴ N. Bacchetta,⁴² H. Bachacou,²⁸ W. Badgett,¹⁶ A. Barbaro-Galtieri,²⁸ V. E. Barnes,⁴⁶ B. A. Barnett,⁴⁷ S. Baroiant,⁷ V. Bartsch,³⁰ G. Bauer,³¹ F. Bedeschi,⁴⁴ S. Behari,²⁴ S. Belforte,⁵² G. Bellettini,⁴⁴ J. Bellinger,⁵⁷ A. Belloni,³¹ E. Ben-Haim,¹⁶ D. Benjamin,¹⁵ A. Beretvas,¹⁶ J. Beringer,²⁸ T. Berry,²⁹ A. Bhatti,⁴⁸ M. Binkley,¹ D. Bisello,⁴² M. Bishai,¹⁶ R. E. Blair,² C. Blocker,⁶ K. Bloom,³³ B. Blumenfeld,²⁴ A. Bocci,⁴⁸ A. Bodek,⁴⁷ V. Boisvert,⁴⁷ G. Bolla,⁴⁶ A. Bolshov,³¹ D. Bortoletto,⁴⁶ J. Boudreau,⁴⁴ S. Bourov,¹⁶ A. Boveia,¹⁰ B. Brau,¹⁰ C. Bromberg,³⁴ E. Brubaker,¹³ J. Budagov,¹⁴ H. S. Budd,⁴⁷ S. Budd,²³ K. Burkett,¹⁶ G. Busetto,⁴² P. Bussey,²⁰ K. L. Byrum,² S. Cabrera,¹⁵ M. Campanelli,¹⁹ M. Campbell,³³ F. Canelli,⁸ A. Canepa,⁴⁶ D. Carlsmith,⁵⁷ R. Carosi,⁴⁴ S. Carron,¹⁵ M. Casarsa,⁵² A. Castro,⁵ P. Catastini,⁴ D. Cauz,⁵² M. Cavalli-Sforza,³³ A. Cerri,²⁸ L. Cerrito,⁴¹ S. H. Chang,²⁷ J. Chapman,³³ Y. C. Chen,¹ M. Chertok,⁷ G. Chiarelli,⁴⁴ G. Chlachidze,¹⁴ F. Chlebana,¹⁶ I. Cho,²⁷ K. Cho,²⁷ D. Chokheli,¹⁴ J. P. Chou,²¹ P. H. Chu,²³ S. H. Chuang,⁵⁷ K. Chung,¹⁸ W. H. Chung,⁵⁷ Y. S. Chung,⁴⁷ M. Ciljak,⁴⁴ C. I. Ciobanu,²³ M. A. Ciocci,⁴⁴ A. Clark,¹⁹ D. Clark,⁶ M. Coca,¹⁵ A. Connolly,²⁸ M. E. Convery,⁴⁸ J. Conway,⁷ B. Cooper,³⁹ K. Copic,³³ M. Cordelli,¹⁸ G. Cortiana,⁴² A. Cruz,¹⁷ J. Cuevas,¹¹ R. Culbertson,¹⁶ D. Cyr,⁵⁷ S. DaRonco,⁴² S. D'Auria,²⁰ M. D'onofrio,¹⁹ D. Dagenhart,⁶ P. de Barbaro,⁴⁷ S. De Cecco,⁴⁹ A. Deisher,²⁸ G. De Lentdecker,⁴⁷ M. Dell'Orso,⁴⁴ S. Demers,⁴⁷ L. Demortier,⁴⁸ J. Deng,¹⁵ M. Deninno,⁵ D. De Pedis,⁴⁹ P. F. Derwent,¹⁶ C. Dionisi,⁴⁹ J. Dittmann,⁴ P. DiTuro,⁵⁰ C. Dörr,²⁵ A. Dominguez,²⁸ S. Donati,⁴⁴ M. Donega,¹⁹ P. Dong,⁸ J. Donini,⁴² T. Dorigo,⁴² S. Dube,⁵⁰ K. Ebina,⁵⁵ J. Efron,³⁸ J. Ehlers,¹⁹ R. Erbacher,⁷ D. Errede,²³ S. Errede,²³ R. Eusebi,⁴⁷ H. C. Fang,²⁸ S. Farrington,²⁹ I. Fedorko,⁴⁴ W. T. Fedorko,¹³ R. G. Feild,⁵⁸ M. Feindt,²⁵ J. P. Fernandez,⁴⁶ R. Field,¹⁷ G. Flanagan,³⁴ L. R. Flores-Castillo,⁴⁵ A. Foland,²¹ S. Forrester,⁷ G. W. Foster,¹⁶ M. Franklin,²¹ J. C. Freeman,²⁸ Y. Fujii,²⁶ I. Furic,¹³ A. Gajjar,²⁹ M. Gallinaro,⁴⁸ J. Galyardt,¹² J. E. Garcia,⁴⁴ M. Garcia Sciverez,²⁸ A. F. Garfinkel,⁴⁶ C. Gay,⁵⁸ H. Gerberich,²³ E. Gerchtein,¹² D. Gerdes,³³ S. Giagu,⁴⁹ P. Giannetti,⁴⁴ A. Gibson,²⁸ K. Gibson,¹² C. Ginsburg,¹⁶ K. Giolo,⁴⁶ M. Giordani,⁵² M. Giunta,⁴⁴ G. Giurgiu,¹² V. Glagolev,¹⁴ D. Glenzinski,¹⁶ M. Gold,³⁶ N. Goldschmidt,³³ J. Goldstein,⁴¹ G. Gomez,¹¹ G. Gomez-Ceballos,¹¹ M. Goncharov,⁵¹ O. González,⁴⁶ I. Gorelov,³⁶ A. T. Goshaw,¹⁵ Y. Gotra,⁴⁵ K. Goulianos,⁴⁸ A. Gresele,⁴² M. Griffiths,²⁹ S. Grinstein,²¹ C. Grosso-Pilcher,¹³ U. Grundler,²³ J. Guimaraes da Costa,²¹ C. Haber,²⁸ S. R. Hahn,¹⁶ K. Hahn,⁴³ E. Halkiadakis,⁴⁷ A. Hamilton,³² B.-Y. Han,⁴⁷ R. Handler,⁵⁷ F. Happacher,¹⁸ K. Hara,⁵³ M. Hare,⁵⁴ S. Harper,⁴¹ R. F. Harr,⁵⁶ R. M. Harris,¹⁶ K. Hatakeyama,⁴⁸ J. Hauser,⁸ C. Hays,¹⁵ H. Hayward,²⁹ A. Heijboer,⁴³ B. Heinemann,²⁹ J. Heinrich,⁴³ M. Hennecke,²⁵ M. Herndon,⁵⁷ J. Heuser,²⁵ D. Hidas,¹⁵ C. S. Hill,¹⁰ D. Hirschbuehl,²⁵ A. Hocker,¹⁶ A. Holloway,²¹ S. Hou,¹ M. Houlden,²⁹ S.-C. Hsu,⁹ B. T. Huffman,⁴¹ R. E. Hughes,³⁸ J. Huston,³⁴ K. Ikado,⁵⁵ J. Incandela,¹⁰ G. Introzzi,⁴⁴ M. Iori,⁴⁹ Y. Ishizawa,⁵³ A. Ivanov,⁷ B. Iyutin,³¹ E. James,¹⁶ D. Jang,⁵⁰ B. Jayatilaka,³³ D. Jeans,⁴⁹ H. Jensen,¹⁶ E. J. Jeon,²⁷ M. Jones,⁴⁶ K. K. Joo,²⁷ S. Y. Jun,¹² T. R. Junk,²³ T. Kamon,⁵¹ J. Kang,³³ M. Karagoz-Unel,³⁷ P. E. Karchin,⁵⁶ Y. Kato,⁴⁰ Y. Kemp,²⁵ R. Kephart,¹⁶ U. Kerzel,²⁵ V. Khotilovich,⁵¹ B. Kilminster,³⁸ D. H. Kim,²⁷ H. S. Kim,²⁷ J. E. Kim,²⁷ M. J. Kim,¹² M. S. Kim,²⁷ S. B. Kim,²⁷ S. H. Kim,⁵³ Y. K. Kim,¹³ M. Kirby,¹⁵ L. Kirsch,⁶ S. Klimenko,¹⁷ M. Klute,³¹ B. Knuteson,³¹ B. R. Ko,¹⁵ H. Kobayashi,⁵³ K. Kondo,⁵⁵ D. J. Kong,²⁷ J. Konigsberg,¹⁷ K. Kordas,¹⁸ A. Korytov,¹⁷ A. V. Kotwal,¹⁵ A. Kovalev,⁴³ J. Kraus,²³ I. Kravchenko,³¹ M. Kreps,²⁵ A. Kreymer,¹⁶ J. Kroll,⁴³ N. Krumnack,⁴ M. Kruse,¹⁵ V. Krutelyov,⁵¹ S. E. Kuhlmann,² Y. Kusakabe,⁵⁵ S. Kwang,¹³ A. T. Laasanen,⁴⁶ S. Lai,³² S. Lami,⁴⁸ S. Lami,⁴⁸ S. Lammel,¹⁶ M. Lancaster,³⁰ R. L. Lander,⁷ K. Lannon,³⁸ A. Lath,⁵⁰ G. Latino,⁴⁴ I. Lazzizzera,⁴² C. Lecci,²⁵ T. LeCompte,² J. Lee,⁴⁷ J. Lee,⁴⁷ S. W. Lee,⁵¹ R. Lefèvre,³ N. Leonardo,³¹ S. Leone,⁴⁴ S. Levy,¹³ J. D. Lewis,¹⁶ K. Li,⁵⁸ C. Lin,⁵⁸ C. S. Lin,¹⁶ M. Lindgren,¹⁶ E. Lipeles,⁹ T. M. Liss,²³ A. Lister,¹⁹ D. O. Litvintsev,¹⁶ T. Liu,¹⁶ Y. Liu,¹⁹ N. S. Lockyer,⁴³ A. Loginov,³⁵ M. Loreti,⁴² P. Loverre,⁴⁹ R.-S. Lu,¹ D. Lucchesi,⁴² P. Lujan,²⁸ P. Lukens,¹⁶ G. Lungu,¹⁷ L. Lyons,⁴¹ J. Lys,²⁸ R. Lysak,¹ E. Lytken,⁴⁶ P. Mack,²⁵ D. MacQueen,³² R. Madrak,¹⁶ K. Maeshima,¹⁶ P. Maksimovic,²⁴ G. Manca,²⁹ F. Margaroli,⁵ R. Marginean,¹⁶ C. Marino,²³ A. Martin,⁵⁸ M. Martin,²⁴ V. Martin,³⁷ M. Martínez,³ T. Maruyama,⁵³ H. Matsunaga,⁵³ M. E. Mattson,⁵⁶ R. Mazini,³² P. Mazzanti,⁵ K. S. McFarland,⁴⁷ D. McGivern,³⁰ P. McIntyre,⁵¹ P. McNamara,⁵⁰ R. McNulty,²⁹ A. Mehta,²⁹ S. Menzemer,³¹ A. Menzione,⁴⁴ P. Merkel,⁴⁶ C. Mesropian,⁴⁸ A. Messina,⁴⁹ M. von der Mey,⁸ T. Miao,¹⁶ N. Miladinovic,⁶ J. Miles,³¹ R. Miller,³⁴ J. S. Miller,³³ C. Mills,¹⁰ M. Milnik,²⁵ R. Miquel,²⁸ S. Miscetti,¹⁸ G. Mitselmakher,¹⁷ A. Miyamoto,²⁶ N. Moggi,⁵ B. Mohr,⁸ R. Moore,¹⁶ M. Morello,⁴⁴ P. Movilla Fernandez,²⁸ J. Mülmenstädt,²⁸ A. Mukherjee,¹⁶ M. Mulhearn,³¹ Th. Muller,²⁵ R. Mumford,²⁴ P. Murat,¹⁶ J. Nachtman,¹⁶ S. Nahn,⁵⁸ I. Nakano,³⁹

A. Napier,⁵⁴ D. Naumov,³⁶ V. Necula,¹⁷ C. Neu,⁴³ M. S. Neubauer,⁹ J. Nielsen,²⁸ T. Nigmanov,⁴⁵ L. Nodulman,² O. Norniella,³ T. Ogawa,⁵⁵ S. H. Oh,¹⁵ Y. D. Oh,²⁷ T. Okusawa,⁴⁰ R. Oldeman,²⁹ R. Orava,²² K. Osterberg,²² C. Pagliarone,⁴⁴ E. Palencia,¹¹ R. Paoletti,⁴⁴ V. Papadimitriou,¹⁶ A. Papikononou,²⁵ A. A. Paramonov,¹³ B. Parks,³⁸ S. Pashapour,³² J. Patrick,¹⁶ G. Pauletta,⁵² M. Paulini,¹² C. Paus,³¹ D. E. Pellett,⁷ A. Penzo,⁵² T. J. Phillips,¹⁵ G. Piacentino,⁴⁴ J. Piedra,¹¹ K. Pitts,²³ C. Plager,⁸ L. Pondrom,⁵⁷ G. Pope,⁴⁵ X. Portell,³ O. Poukhov,¹⁴ N. Pounder,⁴¹ F. Prakoishyn,¹⁴ A. Pronko,¹⁶ J. Proudfoot,² F. Ptohos,¹⁸ G. Punzi,⁴⁴ J. Pursley,²⁴ J. Rademacker,⁴¹ A. Rahaman,⁴⁵ A. Rakitin,³¹ S. Rappoccio,²¹ F. Ratnikov,⁵⁰ B. Reisert,¹⁶ V. Rekovic,³⁶ N. van Remortal,²² P. Renton,⁴¹ M. Rescigno,⁴⁹ S. Richter,²⁵ F. Rimondi,⁵ K. Rinnert,²⁵ L. Ristori,⁴⁴ W. J. Robertson,¹⁵ A. Robson,²⁰ T. Rodrigo,¹¹ E. Rogers,²³ S. Rolli,⁵⁴ R. Roser,¹⁶ M. Rossi,⁵² R. Rossin,¹⁷ C. Rott,⁴⁶ A. Ruiz,¹¹ J. Russ,¹² V. Rusu,¹³ D. Ryan,⁵⁴ H. Saarikko,²² S. Sabik,³² A. Safonov,⁷ W. K. Sakumoto,⁴⁷ G. Salamanna,⁴⁹ O. Salto,³ D. Saltzberg,⁸ C. Sanchez,³ L. Santi,⁵² S. Sarkar,⁴⁹ K. Sato,⁵³ P. Savard,³² A. Savoy-Navarro,¹⁶ T. Scheidle,²⁵ P. Schlabach,¹⁶ E. E. Schmidt,¹⁶ M. P. Schmidt,⁵⁸ M. Schmitt,³⁷ T. Schwarz,³³ L. Scodellaro,¹¹ A. L. Scott,¹⁰ A. Scribano,⁴⁴ F. Scuri,⁴⁴ A. Sedov,⁴⁶ S. Seidel,³⁶ Y. Seiya,⁴⁰ A. Semenov,¹⁴ F. Semeria,⁵ L. Sexton-Kennedy,¹⁶ I. Sfiligoi,¹⁸ M. D. Shapiro,²⁸ T. Shears,²⁹ P. F. Shepard,⁴⁵ D. Sherman,²¹ M. Shimojima,⁵³ M. Shochet,¹³ Y. Shon,⁵⁷ I. Shreyber,³⁵ A. Sidoti,⁴⁴ A. Sill,¹⁶ P. Sinervo,³² A. Sisakyan,¹⁴ J. Sjolín,⁴¹ A. Skiba,²⁵ A. J. Slaughter,¹⁶ K. Sliwa,⁵⁴ D. Smirnov,³⁶ J. R. Smith,⁷ F. D. Snider,¹⁶ R. Snihur,³² M. Soderberg,³³ A. Soha,⁷ S. Somalwar,⁵⁰ V. Sorin,³⁴ J. Spalding,¹⁶ F. Spinella,⁴⁴ P. Squillacioti,⁴⁴ M. Stanitzki,⁵⁸ A. Staveris-Polykalas,⁴⁴ R. St. Denis,²⁰ B. Stelzer,⁸ O. Stelzer-Chilton,³² D. Stentz,³⁷ J. Strologas,³⁶ D. Stuart,¹⁰ J. S. Suh,²⁷ A. Sukhanov,¹⁷ K. Sumorok,³¹ H. Sun,⁵⁴ T. Suzuki,⁵³ A. Taffard,²³ R. Tafiout,³² R. Takashima,³⁹ Y. Takeuchi,⁵³ K. Takikawa,⁵³ M. Tanaka,² R. Tanaka,³⁹ M. Tecchio,³³ P. K. Teng,¹ K. Terashi,⁴⁸ S. Tether,³¹ J. Thom,¹⁶ A. S. Thompson,²⁰ E. Thomson,⁴³ P. Tipton,⁴⁷ V. Tiwari,¹² S. Tkaczyk,¹⁶ D. Toback,⁵¹ K. Tollefson,³⁴ T. Tomura,⁵³ D. Tonelli,⁴⁴ M. Tönnemann,³⁴ S. Torre,⁴⁴ D. Torretta,¹⁶ S. Tourneur,¹⁶ W. Trischuk,³² R. Tsuchiya,⁵⁵ S. Tsuno,³⁹ N. Turini,⁴⁴ F. Ukegawa,⁵³ T. Unverhau,²⁰ S. Uozumi,⁵³ D. Usynin,⁴³ L. Vacavant,²⁸ A. Vaiciulis,⁴⁷ S. Vallecorsa,¹⁹ A. Varganov,³³ E. Vataga,³⁶ G. Velev,¹⁶ G. Veramendi,²³ V. Veszpremi,⁴⁶ T. Vickey,²³ R. Vidal,¹⁶ I. Vila,¹¹ R. Vilar,¹¹ I. Vollrath,³² I. Volobouev,²⁸ F. Würthwein,⁹ P. Wagner,⁵¹ R. G. Wagner,² R. L. Wagner,¹⁶ W. Wagner,²⁵ R. Wallny,⁸ T. Walter,²⁵ Z. Wan,⁵⁰ M. J. Wang,¹ S. M. Wang,¹⁷ A. Warburton,³² B. Ward,²⁰ S. Waschke,²⁰ D. Waters,³⁰ T. Watts,⁵⁰ M. Weber,²⁸ W. C. Wester III,¹⁶ B. Whitehouse,⁵⁴ D. Whiteson,⁴³ A. B. Wicklund,² E. Wicklund,¹⁶ H. H. Williams,⁴³ P. Wilson,¹⁶ B. L. Winer,³⁸ P. Wittich,⁴³ S. Wolbers,¹⁶ C. Wolfe,¹³ S. Worm,⁵⁰ T. Wright,³³ X. Wu,¹⁹ S. M. Wynne,²⁹ A. Yagil,¹⁶ K. Yamamoto,⁴⁰ J. Yamaoka,⁵⁰ Y. Yamashita,³⁹ C. Yang,⁵⁸ U. K. Yang,¹³ W. M. Yao,²⁸ G. P. Yeh,¹⁶ J. Yoh,¹⁶ K. Yorita,¹³ T. Yoshida,⁴⁰ I. Yu,²⁷ S. S. Yu,⁴³ J. C. Yun,¹⁶ L. Zanello,⁴⁹ A. Zanetti,⁵² I. Zaw,²¹ F. Zetti,⁴⁴ X. Zhang,²³ J. Zhou,⁵⁰ and S. Zucchelli⁵

(CDF Collaboration)

¹*Institute of Physics, Academia Sinica, Taipei, Taiwan 11529, Republic of China*²*Argonne National Laboratory, Argonne, Illinois 60439, USA*³*Institut de Física d'Altes Energies, Universitat Autònoma de Barcelona, E-08193, Bellaterra (Barcelona), Spain*⁴*Baylor University, Waco, Texas 76798, USA*⁵*Istituto Nazionale di Fisica Nucleare, University of Bologna, I-40127 Bologna, Italy*⁶*Brandeis University, Waltham, Massachusetts 02254, USA*⁷*University of California, Davis, California 95616, USA*⁸*University of California, Los Angeles, Los Angeles, California 90024, USA*⁹*University of California, San Diego, La Jolla, California 92093, USA*¹⁰*University of California, Santa Barbara, Santa Barbara, California 93106, USA*¹¹*Instituto de Física de Cantabria, CSIC-University of Cantabria, 39005 Santander, Spain*¹²*Carnegie Mellon University, Pittsburgh, Pennsylvania 15213, USA*¹³*Enrico Fermi Institute, University of Chicago, Chicago, Illinois 60637, USA*¹⁴*Joint Institute for Nuclear Research, RU-141980 Dubna, Russia*¹⁵*Duke University, Durham, North Carolina 27708, USA*¹⁶*Fermi National Accelerator Laboratory, Batavia, Illinois 60510, USA*¹⁷*University of Florida, Gainesville, Florida 32611, USA*¹⁸*Laboratori Nazionali di Frascati, Istituto Nazionale di Fisica Nucleare, I-00044 Frascati, Italy*¹⁹*University of Geneva, CH-1211 Geneva 4, Switzerland*²⁰*Glasgow University, Glasgow G12 8QQ, United Kingdom*²¹*Harvard University, Cambridge, Massachusetts 02138, USA*²²*Division of High Energy Physics, Department of Physics, University of Helsinki and Helsinki Institute of Physics, FIN-00014, Helsinki, Finland*

- ²³University of Illinois, Urbana, Illinois 61801, USA
²⁴The Johns Hopkins University, Baltimore, Maryland 21218, USA
²⁵Institut für Experimentelle Kernphysik, Universität Karlsruhe, 76128 Karlsruhe, Germany
²⁶High Energy Accelerator Research Organization (KEK), Tsukuba, Ibaraki 305, Japan
²⁷Center for High Energy Physics: Kyungpook National University, Taegu 702-701; Seoul National University, Seoul 151-742; and SungKyunKwan University, Suwon 440-746; Korea
²⁸Ernest Orlando Lawrence Berkeley National Laboratory, Berkeley, California 94720, USA
²⁹University of Liverpool, Liverpool L69 7ZE, United Kingdom
³⁰University College London, London WC1E 6BT, United Kingdom
³¹Massachusetts Institute of Technology, Cambridge, Massachusetts 02139, USA
³²Institute of Particle Physics: McGill University, Montréal, Canada H3A 2T8; and University of Toronto, Toronto, Canada M5S 1A7
³³University of Michigan, Ann Arbor, Michigan 48109, USA
³⁴Michigan State University, East Lansing, Michigan 48824, USA
³⁵Institution for Theoretical and Experimental Physics, ITEP, Moscow 117259, Russia
³⁶University of New Mexico, Albuquerque, New Mexico 87131, USA
³⁷Northwestern University, Evanston, Illinois 60208, USA
³⁸The Ohio State University, Columbus, Ohio 43210, USA
³⁹Okayama University, Okayama 700-8530, Japan
⁴⁰Osaka City University, Osaka 588, Japan
⁴¹University of Oxford, Oxford OX1 3RH, United Kingdom
⁴²University of Padova, Istituto Nazionale di Fisica Nucleare, Sezione di Padova-Trento, I-35131 Padova, Italy
⁴³University of Pennsylvania, Philadelphia, Pennsylvania 19104, USA
⁴⁴Istituto Nazionale di Fisica Nucleare Pisa, Universities of Pisa, Siena and Scuola Normale Superiore, I-56127 Pisa, Italy
⁴⁵University of Pittsburgh, Pittsburgh, Pennsylvania 15260, USA
⁴⁶Purdue University, West Lafayette, Indiana 47907, USA
⁴⁷University of Rochester, Rochester, New York 14627, USA
⁴⁸The Rockefeller University, New York, New York 10021, USA
⁴⁹Istituto Nazionale di Fisica Nucleare, Sezione di Roma 1, University of Rome “La Sapienza,” I-00185 Roma, Italy
⁵⁰Rutgers University, Piscataway, New Jersey 08855, USA
⁵¹Texas A&M University, College Station, Texas 77843, USA
⁵²Istituto Nazionale di Fisica Nucleare, University of Trieste/Udine, Italy
⁵³University of Tsukuba, Tsukuba, Ibaraki 305, Japan
⁵⁴Tufts University, Medford, Massachusetts 02155, USA
⁵⁵Waseda University, Tokyo 169, Japan
⁵⁶Wayne State University, Detroit, Michigan 48201, USA
⁵⁷University of Wisconsin, Madison, Wisconsin 53706, USA
⁵⁸Yale University, New Haven, Connecticut 06520, USA

(Received 15 August 2005; published 23 November 2005; corrected 2 December 2005)

We report on a search for $B_s^0 \rightarrow \mu^+ \mu^-$ and $B_d^0 \rightarrow \mu^+ \mu^-$ decays in $p\bar{p}$ collisions at $\sqrt{s} = 1.96$ TeV using 364 pb^{-1} of data collected by the CDF II detector at the Fermilab Tevatron Collider. After applying all selection requirements, we observe no candidates inside the B_s^0 or B_d^0 mass windows. The resulting upper limits on the branching fractions are $\mathcal{B}(B_s^0 \rightarrow \mu^+ \mu^-) < 1.5 \times 10^{-7}$ and $\mathcal{B}(B_d^0 \rightarrow \mu^+ \mu^-) < 3.9 \times 10^{-8}$ at 90% confidence level.

DOI: 10.1103/PhysRevLett.95.221805

PACS numbers: 13.20.He, 12.15.Mm, 12.60.Jv, 13.85.Qk

In the standard model (SM), flavor changing neutral current (FCNC) decays are highly suppressed and can occur only through higher order diagrams. The decay rate for the FCNC decay $B_s^0 \rightarrow \mu^+ \mu^-$ [1] is proportional to the Cabibbo-Kobayashi-Maskawa matrix element $|V_{ts}|^2$. The rate of $B_d^0 \rightarrow \mu^+ \mu^-$ decays is further suppressed by the ratio of $|V_{td}/V_{ts}|^2$. The SM expectations for these branching fractions are $\mathcal{B}(B_s^0 \rightarrow \mu^+ \mu^-) = (3.42 \pm 0.54) \times 10^{-9}$ and $\mathcal{B}(B_d^0 \rightarrow \mu^+ \mu^-) = (1.00 \pm 0.14) \times 10^{-10}$ [2], which are about 2 orders of magnitude smaller than the current experimental sensitivity. However, new physics contributions can significantly enhance these branching fractions. An observation of these decays at the Tevatron would be unambiguous evidence for physics

beyond the SM. The best existing experimental bound on \mathcal{B} is $< 4.1 \times 10^{-7}$ [3] ($< 8.3 \times 10^{-8}$ [4]) for $B_s^0(B_d^0) \rightarrow \mu^+ \mu^-$ at the 90% confidence level (C.L.).

In minimal supersymmetric (SUSY) extensions of the SM, additional diagrams involving SUSY particles also contribute to FCNC decay rates and the branching fraction $\mathcal{B}(B_{s,d}^0 \rightarrow \mu^+ \mu^-) \propto (\tan\beta)^6$, where $\tan\beta$ is the ratio of vacuum expectation values of the two neutral CP -even Higgs fields. Large values of $\tan\beta$ enhance the decay rate to a level observable by the Tevatron experiments [5]. For example, increases of 1–3 orders of magnitude are obtained in the minimal SO(10) models [6], which favor large values of $\tan\beta$. For the minimal flavor violating (MFV) models, $B_d^0 \rightarrow \mu^+ \mu^-$ remains suppressed relative to

$B_s^0 \rightarrow \mu^+ \mu^-$ due to $|V_{td}/V_{ts}|^2$. This may not be true for non-MFV models such as R -parity violating SUSY [7], which can produce large enhancements, even for low values of $\tan\beta$, in either or both of the B_s and B_d FCNC decay rates. Thus, a simultaneous observation of $B_{s,d}^0 \rightarrow \mu^+ \mu^-$ decays can be important in determining the flavor structure of the new physics. In the absence of an observation, any improvements to the limits can be used to constrain significantly many SUSY models [5–8].

In this Letter, we report on a search for $B_s^0 \rightarrow \mu^+ \mu^-$ and $B_d^0 \rightarrow \mu^+ \mu^-$ decays using 364 pb^{-1} of data collected by the upgraded Collider Detector at Fermilab (CDF II). This data set includes 171 pb^{-1} of data from our previous measurement [9]. We significantly improve the sensitivity of the search over our former analysis by doubling our data sample, extending the muon acceptance, and using a likelihood ratio technique for signal and background separation. The limits we present here are the most stringent to date and supersede our previous results.

The CDF II detector is described in detail in Ref. [10]. The inner tracking system is composed of a silicon micro-strip detector (SVX II) [11] surrounded by an open-cell wire drift chamber (COT) [12]. These tracking detectors are immersed in a 1.4 T magnetic field and measure p_T , charged particle momentum in the plane transverse to the beam line. Four layers of planar drift chambers (CMU) [13] detect muon candidates with $p_T > 1.4 \text{ GeV}/c$ and provide coverage in the pseudorapidity range $|\eta| < 0.6$, where $\eta = -\ln(\tan\frac{\theta}{2})$ and θ is the angle of the track with respect to the beam line. The central muon extension (CMX) consists of conical sections of drift tubes and extends the coverage to $0.6 < |\eta| < 1.0$ for muon candidates with $p_T > 2.0 \text{ GeV}/c$.

The data used in this analysis are selected by two classes of dimuon triggers: for the CMU-CMU (U - U) triggers, both muon candidates are reconstructed in the CMU chambers, while for the CMU-CMX (U - X) triggers, one of the muon candidates is reconstructed in the CMX chambers. The inclusion of the U - X trigger increases the signal acceptance by about 50%. The details of the trigger system and selection requirements can be found in Refs. [9,10]. Since they have different sensitivities, we treat U - U and U - X channels separately, combining the results at the end.

The offline reconstruction begins by identifying two muon candidates of opposite charge which satisfy the online dimuon trigger requirements. To avoid regions of rapidly changing trigger efficiency, we omit CMU (CMX) muon candidates with $p_T < 2$ (2.2) GeV/c . The random combinatoric backgrounds are suppressed by requiring the vector sum of the muon transverse momenta to be $|\vec{p}_T^{\mu\mu}| > 4 \text{ GeV}/c$. The remaining pairs of muon tracks are then refit, under the constraint that they come from the same three-dimensional (3D) space point, and are required to satisfy vertex fit quality criteria. The 3D decay length is given by $L_{3D} = \vec{L} \cdot \vec{p}^{\mu\mu}/|\vec{p}^{\mu\mu}|$, where \vec{L} is the displacement vector from the primary to the dimuon vertex. The

primary vertex is determined using a constrained vertex fit of all tracks in the event, excluding the $\mu^+ \mu^-$ pair and other secondary decay tracks. For each B candidate, we estimate the proper decay time $\tau = M_{\mu\mu} L_{3D}/|\vec{p}^{\mu\mu}|$, where $M_{\mu\mu}$ is the invariant mass and $\vec{p}^{\mu\mu}$ is the momentum vector of the dimuon system. Additional background is reduced by demanding $L_{3D} < 1.0 \text{ cm}$ (to remove poorly reconstructed tracks), the uncertainty on L_{3D} to be less than $150 \mu\text{m}$, and $2\sigma_\lambda < \lambda < 0.3 \text{ cm}$, where $\lambda = c \cdot \tau$ and σ_λ is the total uncertainty on λ . There are 22 459 (14 305) dimuon candidates that fulfill all the above trigger and offline reconstruction requirements in the U - U (U - X) channel. At this stage, the data sample is dominated by random combinatoric background.

We model the signal $B_{s,d}^0 \rightarrow \mu^+ \mu^-$ decays using the PYTHIA Monte Carlo (MC) program [14]. The PYTHIA events are passed through a full detector simulation and satisfy the same requirements as data. The p_T spectrum of the B hadron in the MC sample is weighted to match the measurement from Ref. [10]. The signal MC samples are used primarily for analysis optimization and for estimating the efficiency of selection requirements.

For the final event selection, we use the following four discriminating variables: $M_{\mu\mu}$, λ , the 3D opening angle $\Delta\Theta$ between vectors $\vec{p}^{\mu\mu}$ and \vec{L} , and the B -candidate track isolation (I) [15]. We exploit the long lifetime of B mesons to reject prompt combinatoric background with the decay length (λ) requirement. Additional combinatoric background and partially reconstructed B hadrons are removed with the pointing angle requirement. Since b -quark fragmentation is hard, B hadrons carry most of the transverse momentum of the b quark and, thus, are isolated. We use the variable I to enhance the heavy flavor content of the sample and also to reject partially reconstructed B hadrons, which are less isolated. Figure 1 compares the distributions of these variables for data (which is background-dominated) to MC signal events. Based on the observed distributions, we apply two additional loose requirements, $I > 0.5$ and $\Delta\Theta < 0.7 \text{ rad}$, to further reject background while maintaining 92% of signal efficiency. We collectively refer to all the selection requirements applied up to this point as the “baseline” requirements. In the data, 6242 (4908) events survive the baseline requirements in the U - U (U - X) sample.

To enhance signal and background separation, we construct a multivariate likelihood ratio based on the input variables: I , $\Delta\Theta$, and λ probability $P(\lambda) = e^{-\lambda/c\tau_{B_{s(d)}}}$, where $\tau_{B_{s(d)}}$ is the world average $B_{s(d)}$ lifetime. We use the $P(\lambda)$ variable instead of λ in constructing the likelihood ratio, because the $P(\lambda)$ distribution is nearly flat and, therefore, better behaved in the likelihood. We define the likelihood ratio to be

$$L_R = \frac{\prod_i \mathbf{P}_s(x_i)}{\prod_i \mathbf{P}_s(x_i) + \prod_i \mathbf{P}_b(x_i)}, \quad (1)$$

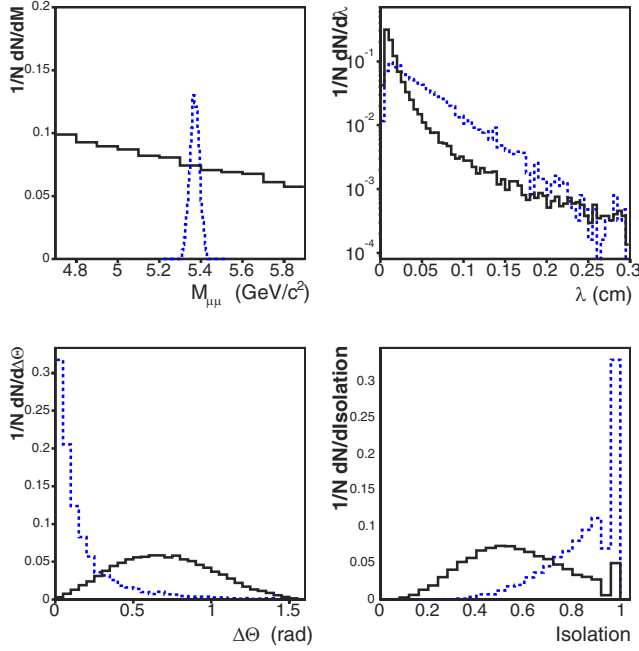


FIG. 1 (color online). Distributions of the discriminating variables for data (dominated by background) shown in the solid histogram and signal $B_s^0 \rightarrow \mu^+ \mu^-$ events shown in the dashed histogram.

where $x_1 = I$, $x_2 = \Delta\Theta$, $x_3 = P(\lambda)$, and $\mathbf{P}_{s(b)}(x_i)$ is the probability that a signal (background) event has an observed x_i . The probability distributions for the signal events are obtained from the signal MC samples and the background distributions are taken from the data sidebands (defined below). The resulting L_R distributions for the signal and background events are shown in Fig. 2.

Although a subset of the data was used previously [9], we adopt an optimization strategy that uses only events in

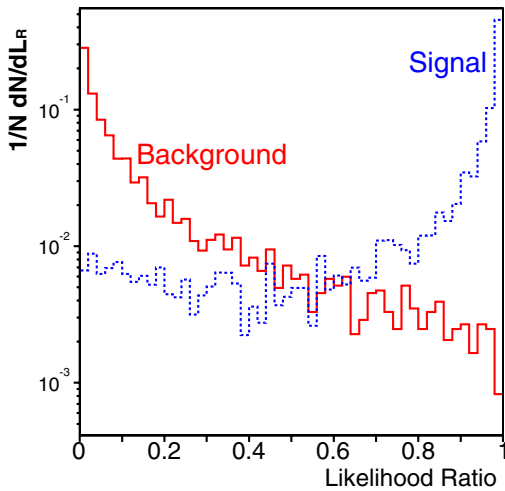


FIG. 2 (color online). The likelihood ratio distribution for signal (dashed line) from PYTHIA MC samples and background (solid line) from data sidebands in the U - U channel. Similar shapes are observed in the U - X channel.

the data sidebands in order to avoid biases in our choice of final selection criteria. The search window is defined by $5.169 < M_{\mu\mu} < 5.469$ GeV/ c^2 , corresponding to approximately ± 6 times the two-track invariant mass resolution, which is estimated to be $\sigma_M \approx 24$ MeV/ c^2 . The sideband regions $4.669 < M_{\mu\mu} < 5.169$ GeV/ c^2 and $5.469 < M_{\mu\mu} < 5.969$ GeV/ c^2 are used to estimate the background in the signal region and for extensive analysis cross-checks.

The $B_s^0 \rightarrow \mu^+ \mu^-$ branching fraction is obtained by normalizing to the number of $B^+ \rightarrow J/\psi K^+ \rightarrow \mu^+ \mu^- K^+$ decays collected by the same trigger. The $B^+ \rightarrow J/\psi K^+$ mode is reconstructed using the same baseline requirements as the signal mode [16] but including an additional $p_T > 1$ GeV/ c requirement on the kaon candidate. The upper limit on the branching fraction is given by

$$\mathcal{B}(B_s^0 \rightarrow \mu^+ \mu^-)^{90\% \text{ C.L.}} = \frac{N_{B_s^0}^{90\%}}{N_{B^+}} \frac{\alpha_{B^+}}{\alpha_{B_s^0}} \frac{\epsilon_{B^+}^{\text{base}}}{\epsilon_{B_s^0}^{\text{base}}} \frac{1}{\epsilon_{B_s^0}^{L_R}} \times \frac{f_u}{f_s} \mathcal{B}(B^+ \rightarrow J/\psi K^+), \quad (2)$$

where $N_{B_s^0}^{90\%}$ is the number of $B_s^0 \rightarrow \mu^+ \mu^-$ decays at the 90% C.L. for N observed and N_b expected background events. The value of $N_{B_s^0}^{90\%}$ is estimated using the Bayesian approach of Ref. [17], assuming a flat prior for the $\mathcal{B}(B_s^0 \rightarrow \mu^+ \mu^-)$, and incorporating Gaussian uncertainties into the limit. The number of reconstructed $B^+ \rightarrow J/\psi K^+$ candidates, N_{B^+} , determined from the data using sideband subtraction is 1785 ± 60 for the U - U and 696 ± 39 for the U - X channel. The parameter $\alpha_{B_s^0}$ (α_{B^+}) is the trigger acceptance and $\epsilon_{B_s^0}^{\text{base}}$ ($\epsilon_{B^+}^{\text{base}}$) is the efficiency of the baseline requirements for the signal (normalization) mode. We apply the likelihood ratio requirement only to the signal mode, and, therefore, the efficiency of the likelihood ratio $\epsilon_{B_s^0}^{L_R}$ appears only in the denominator of Eq. (2). We use the fragmentation ratio $f_u/f_s = 3.71 \pm 0.41$ [18]. The branching fraction $\mathcal{B}(B^+ \rightarrow J/\psi K^+ \rightarrow \mu^+ \mu^- K^+) = (5.88 \pm 0.26) \times 10^{-5}$ is obtained from Ref. [17]. The expression for $\mathcal{B}(B_d^0 \rightarrow \mu^+ \mu^-)$ is derived by replacing B_s^0 with B_d^0 and the fragmentation ratio with $f_u/f_d = 1$.

The expected number of background events is estimated by extrapolating the number of sideband events passing the baseline requirements to the signal window and then scaling by the expected rejection factor κ for a given L_R requirement. The parameter κ is determined from the background L_R distribution, which we generate by randomly sampling the λ , $\Delta\Theta$, and I distributions from the data sidebands to improve statistical precision on κ . The relative uncertainty on N_b is $\pm 15\%$ ($\pm 19\%$) for the U - U (U - X) channel. The dominant contribution comes from the limited statistics of the input distributions used to generate the background L_R distribution.

We have cross-checked our background estimate procedure using control samples from the data: like sign $\mu^\pm \mu^\pm$

events, $\mu^+\mu^-$ events with $\lambda < 0$, and a fake-muon enhanced $\mu^+\mu^-$ sample in which we demand at least one muon candidate fail the muon quality requirements. We compare our background predictions to the number of events observed in the search window for a wide range of L_R requirements. No statistically significant discrepancies are observed. For example, requiring $L_R > 0.99$ and summing over all control samples, we predict 3.8 (4.0) background events and observe 4 (3) in the U - U (U - X) channel. In addition, we have considered background contributions from $B_{s,d}^0 \rightarrow h^+h^-$, where $h^\pm = \pi^\pm$ or K^\pm , in the signal window and determined that the contribution from those decays is negligible.

The acceptance ratio $\alpha_{B^+}/\alpha_{B_{s,d}^0}$ obtained from the signal MC sample is 0.297 ± 0.020 (0.191 ± 0.013) for the U - U (U - X) channel. The uncertainty includes contributions from systematic variations of the modeling of the B -hadron p_T spectrum and longitudinal beam profile and from the statistics of the MC sample.

The quantity ϵ^{base} includes the trigger and offline reconstruction efficiencies. The trigger efficiency is determined from inclusive data samples unbiased with respect to the triggers used here. The ratio of B^+ to B_s^0 trigger efficiencies is measured to be less than 0.1% away from unity. We evaluate the single track COT, SVX II, and muon efficiencies using a data sample of inclusive $J/\psi \rightarrow \mu^+\mu^-$ decays collected on single-muon triggers. The relevant double-track efficiencies are computed by convolution with $B_s^0 \rightarrow \mu^+\mu^-$ and $B^+ \rightarrow J/\psi K^+$ MC events surviving the trigger requirements. The offline reconstruction efficiency between signal and normalization mode also largely cancels in the ratio with the exception of the kaon efficiency from the B^+ decay. Last, we obtain the efficiency of the remaining baseline requirements from the signal MC sample and cross-check the results by comparing B^+ data and MC samples. Combining all effects, we find $\epsilon_{B^+}^{\text{base}}/\epsilon_{B_{s,d}^0}^{\text{base}} = 0.920 \pm 0.034$ (0.915 ± 0.034) for the U - U (U - X) channel. The uncertainty is dominated by systematic uncertainties accounting for kinematic differences between $J/\psi \rightarrow \mu^+\mu^-$ and $B_{s,d}^0 \rightarrow \mu^+\mu^-$ decays.

The efficiency of the likelihood requirement $\epsilon_{B_{s,d}^0}^{L_R}$ is estimated from the signal MC sample. The efficiency varies from about 70% for $L_R > 0.90$ to 35% for $L_R > 0.99$. We assign a relative systematic uncertainty of $\pm 5\%$ to both U - U and U - X channels based on comparisons of $B^+ \rightarrow J/\psi K^+$ MC and data samples.

We optimize the analysis based on the *a priori* expected 90% C.L. upper limit on $\mathcal{B}(B_{s,d}^0 \rightarrow \mu^+\mu^-)$. The expected limit for a given set of optimization requirements is computed by summing the 90% C.L. limits over all possible observations N , weighted by the corresponding Poisson probability when expecting N_b . We scan over a range of L_R requirements and determine the optimal value to be $L_R > 0.99$. With the optimized selection requirements, the expected number of background events is the same in the

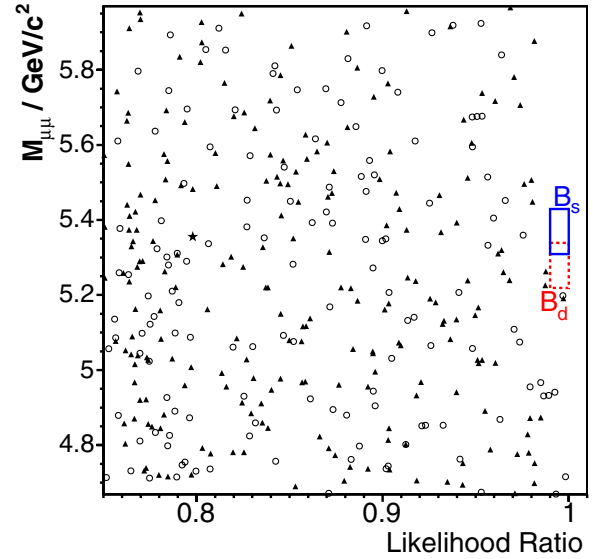


FIG. 3 (color online). The $\mu^+\mu^-$ invariant mass distribution versus likelihood ratio for events satisfying baseline requirements for U - U (solid triangles) and U - X (open circles) channels. The B_s^0 (solid box) and B_d^0 (dashed box) signal regions are also shown. The one candidate event observed in the previous analysis is highlighted with a star symbol (at $L_R \approx 0.8$).

B_s^0 and B_d^0 search windows. Within the signal region of $\pm 60 \text{ MeV}/c^2 (\pm 2.5\sigma_M)$ about the world average B_s^0 or B_d^0 mass [17], N_b is 0.81 ± 0.12 [0.66 ± 0.13], and the B_s^0 single-event sensitivity is $(1.0 \pm 0.2) \times 10^{-7}$ [$(1.5 \pm 0.3) \times 10^{-7}$] for the U - U [U - X] channel. Using these criteria, we observe no events inside either the B_s^0 or B_d^0 signal box as shown in Fig. 3. The one candidate event that survived in the previous analysis [9] has an L_R value of ≈ 0.8 and fails the selection requirements here. Using Eq. (2) and combining the U - U and U - X channels, taking into account the correlated uncertainties, we derive 90% (95%) C.L. limits of $\mathcal{B}(B_s^0 \rightarrow \mu^+\mu^-) < 1.5 \times 10^{-7}$ (2.0×10^{-7}) and $\mathcal{B}(B_d^0 \rightarrow \mu^+\mu^-) < 3.9 \times 10^{-8}$ (5.1×10^{-8}). The new limits improve the previous limits [3,4] by a factor of 2 and can be used to reduce the allowed parameter space of a broad spectrum of SUSY models [6–8].

We thank the Fermilab staff and the technical staffs of the participating institutions for their vital contributions. This work was supported by the U.S. Department of Energy and National Science Foundation; the Italian Istituto Nazionale di Fisica Nucleare; the Ministry of Education, Culture, Sports, Science and Technology of Japan; the Natural Sciences and Engineering Research Council of Canada; the National Science Council of the Republic of China; the Swiss National Science Foundation; the A. P. Sloan Foundation; the Bundesministerium für Bildung und Forschung, Germany; the Korean Science and Engineering Foundation and the Korean Research Foundation; the Particle Physics and Astronomy Research Council and the Royal Society, U.K.; the Russian Foundation for Basic Research; the Comisión Interministerial de Ciencia y Tecnología, Spain; in part by the European

Community's Human Potential Programme under Contract No. HPRN-CT-2002-00292; and the Academy of Finland.

-
- [1] Throughout this paper, inclusion of charge conjugate modes is implicit.
 - [2] G. Buchalla and A.J. Buras, Nucl. Phys. **B400**, 225 (1993); A.J. Buras, Phys. Lett. B **566**, 115 (2003).
 - [3] V. Abazov *et al.* (D0 Collaboration), Phys. Rev. Lett. **94**, 071802 (2005).
 - [4] B. Aubert *et al.* (BABAR Collaboration), Phys. Rev. Lett. **94**, 221803 (2005).
 - [5] S. Choudhury and N. Gaur, Phys. Lett. B **451**, 86 (1999); K.S. Babu and C. Kolda, Phys. Rev. Lett. **84**, 228 (2000).
 - [6] R. Dermisek *et al.*, J. High Energy Phys. 04 (2003) 037; D. Auto *et al.*, J. High Energy Phys. 06 (2003) 023; T. Blazek *et al.*, Phys. Lett. B **589**, 39 (2004).
 - [7] R. Arnowitt *et al.*, Phys. Lett. B **538**, 121 (2002).
 - [8] H. Baer *et al.*, J. High Energy Phys. 07 (2002) 050; S. Baek, P. Ko, and W.Y. Song, Phys. Rev. Lett. **89**, 271801 (2002); H. Logan and U. Nierste, Phys. Lett. B **566**, 115 (2003); A. Dedes and B. Huffman, Phys. Lett. B **600**, 261 (2004); G.L. Kane, C. Kolda, and J.E. Lennon, hep-ph/0310042.
 - [9] D. Acosta *et al.* (CDF Collaboration), Phys. Rev. Lett. **93**, 032001 (2004).
 - [10] D. Acosta *et al.* (CDF Collaboration), Phys. Rev. D **71**, 032001 (2005).
 - [11] A. Sill *et al.*, Nucl. Instrum. Methods Phys. Res., Sect. A **447**, 1 (2000).
 - [12] T. Affolder *et al.*, Nucl. Instrum. Methods Phys. Res., Sect. A **526**, 249 (2004).
 - [13] G. Ascoli *et al.*, Nucl. Instrum. Methods Phys. Res., Sect. A **268**, 33 (1988).
 - [14] T. Sjöstrand *et al.*, Comput. Phys. Commun. **135**, 238 (2001).
 - [15] The B -candidate isolation is defined as $I = |\vec{p}_T^{\mu\mu}| / (\sum_i p_T^i + |\vec{p}_T^{\mu\mu}|)$, where the sum is over all tracks with $\sqrt{\Delta\eta^2 + \Delta\phi^2} \leq 1$; $\Delta\phi$ and $\Delta\eta$ are, respectively, the azimuthal angle and pseudorapidity of track i with respect to $\vec{p}^{\mu\mu}$. Also see V. Krutelyov, Ph.D. thesis, Texas A&M University, 2005 (unpublished).
 - [16] We use only the two muon tracks in the B^+ vertex fit.
 - [17] S. Eidelman *et al.*, Phys. Lett. B **592**, 1 (2004).
 - [18] f_x is the fraction of weakly decaying B_x hadron in b quark fragmentation. We use values from Ref. [17] and take into account the correlations between f_s and f_u .