

University of Nebraska - Lincoln

DigitalCommons@University of Nebraska - Lincoln

Library Philosophy and Practice (e-journal)

Libraries at University of Nebraska-Lincoln

May 2021

Gender Equality and Eradication of Adult Illiteracy of Public Library initiative in Delhi

Kanwer Pal Singh

kpsingh73.librarian@gmail.com

Projes Roy Dr.

Saheed Rajguru Collage of Applied Science for Women, Vasundhra, Delhi - 110092, projesroy@gmail.com

Follow this and additional works at: <https://digitalcommons.unl.edu/libphilprac>



Part of the [Library and Information Science Commons](#)

Singh, Kanwer Pal and Roy, Projes Dr., "Gender Equality and Eradication of Adult Illiteracy of Public Library initiative in Delhi" (2021). *Library Philosophy and Practice (e-journal)*. 5408.

<https://digitalcommons.unl.edu/libphilprac/5408>

Gender Equality and Eradication of Adult Illiteracy of Public Library initiative in Delhi

*Singh, Kanwer Pal, **Roy, Projes

ABSTRACT

The concept of literacy plays the most significant role in healthy and all round development of a nation. This study enunciates the public library initiatives for gender equality and eradication of adult illiteracy in Delhi. This study covers almost all public libraries in Delhi operate by the government, private body and NGOs. It vividly addresses the reading habits, collection strength and services provided to the adult users on and their participation to eradicate themselves through the public libraries. The study focused the gender equality among the adult library users.

Keywords: Adult Literacy, Gender equality, Reading habit, Public libraries, Collection, ICT Infrastructure, NGO

1. INTRODUCTION

The development of any nation or region is indicated by the level of education and that too of both genders. That is why 'education for all' is strongly recommended and focused on by our government. India has made a considerable progress in this sector and with all the efforts the literacy rate grew to 74.04% in 2011 from meager 12% in 1947. But still, India has not achieved what it should have during this period.

This low female literacy is also responsible for the dependency of women on men for activities which requires them to read and write. Thus, this all leads to the formation of a vicious circle. There is a notable disparity among men and women in the country: adult non-literates being 23.3% among males and 45.1% among females. Compare this to two other countries in the region: China and Indonesia, both having established their governments, as they stand today, around the same time as India.

The findings of the 2011 Census show only a modest improvement: the overall illiteracy rate has dropped to 26% - around 18% among males and 34% among females. Illiteracy, therefore, still remains big a concern for India, especially when it comes to closing the gap between the literacy rates for males and females.

Ranking by Literacy Rate in Indian States

Indian National Territory Ranking by Literacy Rate				
S.No.	State	Literacy Rate (2011 Census)	Male Literacy Rate (2011 Census)	Female Literacy Rate (2011 Census)
1	Andaman & Nicobar Islands	86.3%	90.1%	81.8%
2	Chandigarh	86.4%	90.5%	81.4%
3	Dadra & Nagar Haveli	77.7%	86.5%	65.9%
4	Daman & Diu	87.1%	91.5%	79.6%
5	Delhi	86.3%	91.0%	80.9%
6	Goa	87.4%	92.8%	81.8%
7	Jammu and Kashmir	68.7%	78.3%	58.0%
8	Chandigarh	86.4%	90.5%	81.4%
9	Lakshadweep	92.3%	96.1%	88.2%
10	Pondicherry	86.5%	92.1%	81.2%

1.1 OBJECTIVES

1. To evaluate the library activities of public libraries for adult illiteracy program in Delhi.
2. To study the literacy rate of the people of Delhi and their participation in library.
3. To find out adult female literacy rate and public library initiative in Delhi
4. To find out the way out to eradicate of adult female through public library in Delhi.

1.2 SCOPE OF THE STUDY CONFINED ONLY TO:

The study has chosen prominent libraries in different zone of the Delhi (i.e. South, East, North and West). The libraries are as follows Delhi Public Library, Hardayal Municipal Public Library, India Habitat Centre Library, Japan Foundation Library, Sahitya Kala Akademi Library, Kalanidhi (IGNCA), Dayal Singh Public Library, Marwari Sarvjanik Pustakalaya, Mahaveer Jain Public Library and Rama Krishna Mission Library. The libraries are coded with the acronyms i.e. DPL, HMPL, IHC, JFL, SKAL, KALA, DSPL, MSPL, MJPL and RK Mission.

1.3 METHODOLOGY

This is essential a survey study; this study has used two separate structure questionnaire in order to achieve the objectives of the present study. Two different questionnaires prepared to collect the research data. In the first questionnaire the study tried to discover different tools and facilities using for the adult literacy program and in the second questionnaire the study tried to understand the user's acceptance and satisfaction by those said libraries. This face-to-face communication has helped the investigator to carry out his research with confidence. Randomly selected 225 end users from all libraries under study have been taken and the copies of the questionnaire were distributed among the participants and received 180 responses from the participants.

A separate questionnaire has been design to accumulate information regarding the public libraries in Delhi, the libraries are different in infrastructure for the adult illiteracy and it does vary from library to library. To understand the basic facility, provide to the user's community by the ten public libraries in Delhi and the diversification among the libraries. This data has correlated with the users prospective.

2. USERS RESPONSE IN LIBRARIES

Table 1: Responses from Different Public Libraries in Delhi

S.No.	Library	Respondent
1	India Habitat Library	3
2	Marwari Sarvjanik Pustakalaya	8

3	Mahaveer Jain Sarvjanik Pustakalaya	18
4	IGNCA	19
5	Japan Foundation Library	19
6	RK Mission Library	20
7	Sahitya Academy Library	21
8	Delhi Public Library	22
9	Hardyal Municipal Public Library	24
10	Dyal Singh Public Library	26
	Total	180

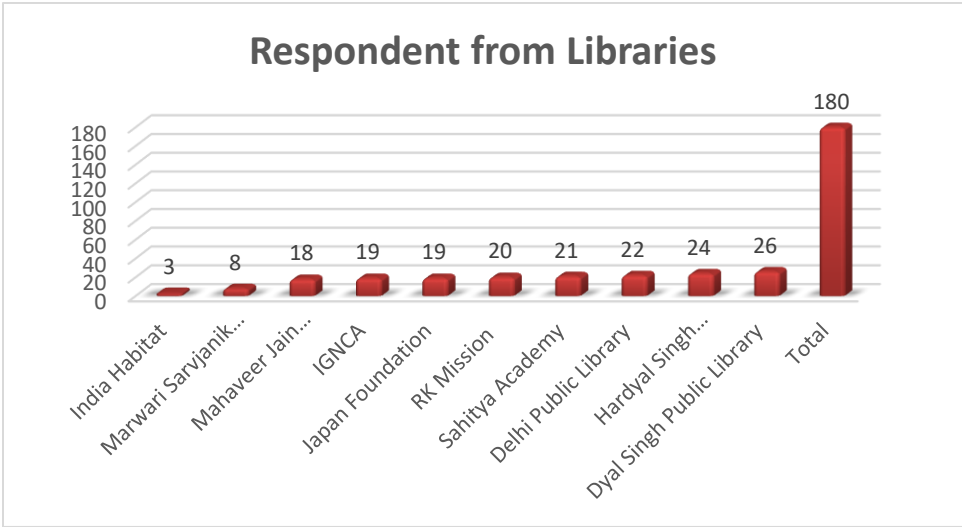


Figure 1: Responses from Different Public Libraries in Delhi

Responses received 180 in total and responses as per the libraries are shown in the table and figure. Also described as below Dyal Singh Public Library users revert 26 responses, Hardyal Municipal Public Library users revert 24 responses, Delhi Public Library users revert 22 responses, Sahitya Academy Library users revert 21 responses, RK Mission Public Library users revert 20 responses, IGNCA Library users revert 19 responses, Japan Foundation Library users revert 19 responses, Shri Mahavir Jain Sarvjanik Pustakalaya and Vachanalaya users revert 18 responses, Marwari Sarvjanik Pustakalaya users revert 8 responses and India Habitat Library users revert only 3 responses.

2.1 FREQUENCY OF VISIT BY THE USERS

Table 2: Frequency of the user of the public libraries

Frequency	Users
Occasionally	52
Regular	128
Total	180

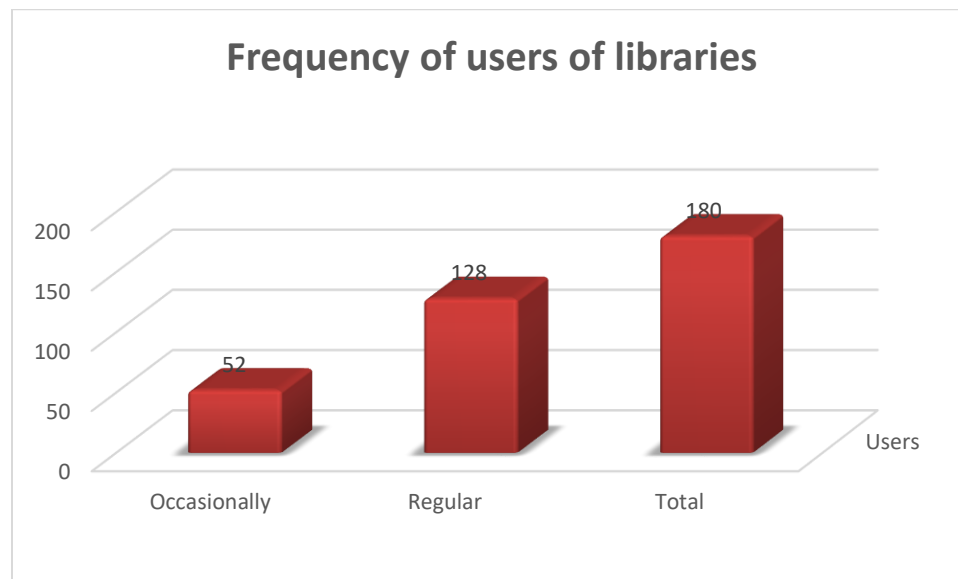


Figure 2: Frequency of the user of the public libraries

Table: 2 and **Fig.: 2** showing frequency of the public library users. On the basis of visits of the library users in the public libraries researcher found in the survey 52 users out of 180 users visited the library occasionally and 128 users visiting the library on regular basis as table no, and figure showing the same.

2.2 ACADEMIC QUALIFICATION OF THE LIBRARY USERS

Table 3: User's Qualification

Qualification	Respondent
Graduate	71

Adult Illiterate	53
Post Graduate	31
12 th	6
M. Phil	3
P.H.D. pursuing	7
8 th	1
10 th	2
BLIS	1
CA	1
Civil Services	1
Company Secretary	1
Diploma	1
Japanese Language Student	1
Total	180

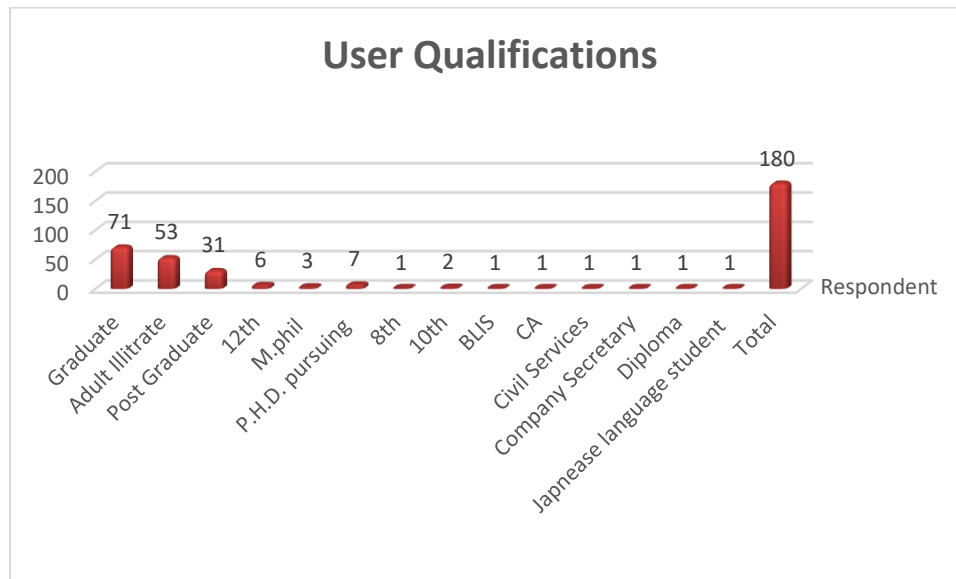


Fig. 3: User's Qualification

2.3 PROFESSION OF THE LIBRARY USERS

Table 4: Profession wise user of the selected public libraries in Delhi

Student	Adult Illiterate	Research Scholar	Teachers	Retired	Total
121	37	13	5	4	180

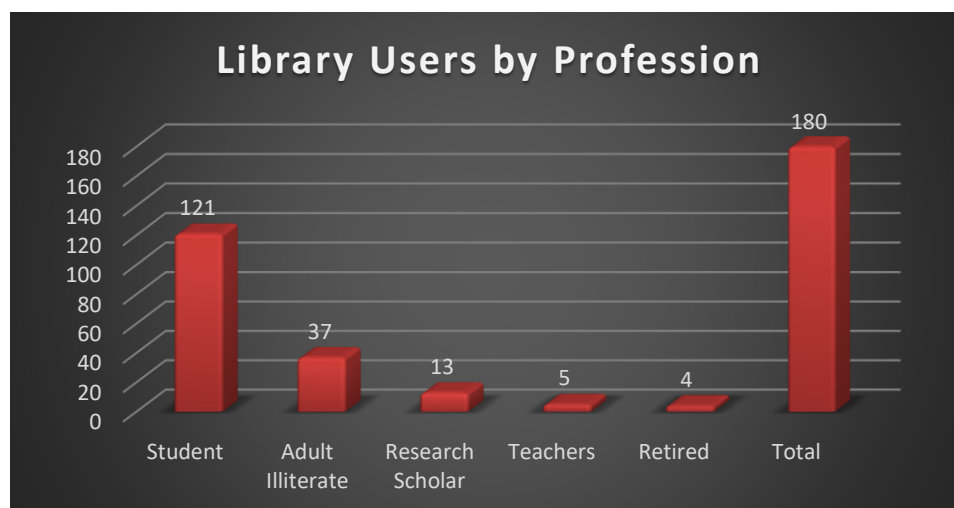


Figure 4: Responses from Different Public Libraries in Delhi

Table 4 showing and **Fig.: 4** presenting public library users on the basis of their profession. Numbers of the different type of users by profession is Students are 121, Adult illiterates are 53, Research Scholar 13, Teachers and 4 retired persons are participated in this public library survey.

Table 5: Adult Users by Profession

Profession	Respondent
Other Service Holder	25
Unemployed	10
Unorganized Worker	94
Total	129

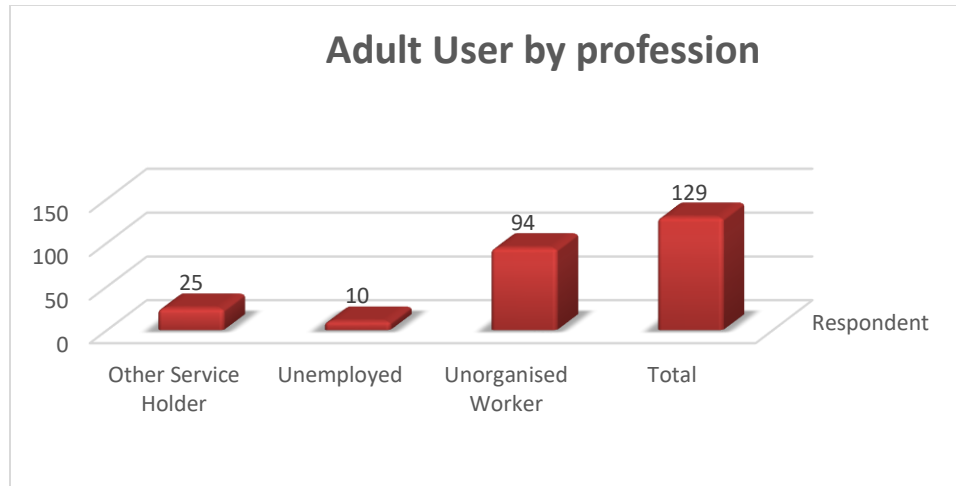


Figure 5: Adult Users by Profession

Table 5 showing and **Fig.: 5** presenting public library adult users on the basis of their profession. Total adult users who responds the survey 25 users was other services holders like rickshaw puller, majdoors who uses the library for newspapers reading etc., 10 respondents was unemployed and 94 respondents were unorganized worker like factory worker, shopkeeper assistant in the surrounding area.

2.4 PROFESSION OF THE ADULT USERS

Table 6: Adult users by Profession

Gender	Responses (%)
Unorganized Worker	73
Other Service Holder	19
Unemployed	8

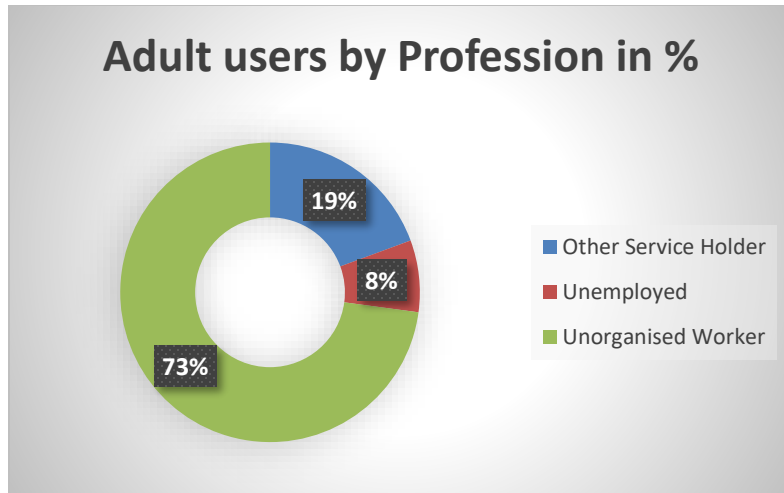


Figure 6: Adult users by profession in %

Table 6 showing and **Fig.: 6** presenting public library adult users on the basis of their profession. If we study the adult users on the basis of percentage there is 73% of the users were unorganized workers, 19% users were found other service holders and 8% of the users were unemployed in the survey.

3. GENDER WISE RESPONSES

Table 7: Gender wise responses

Female	57
Male	123
Total	180

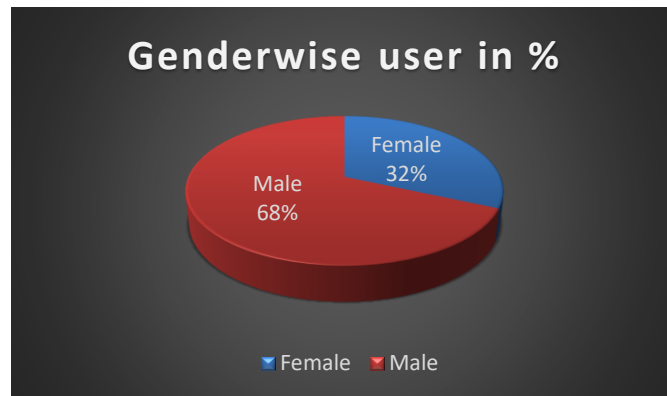


Figure 7: Gender wise responses in percent

In this survey researcher found the total responds from the users are 180 while 250 questionnaires were sent to the different libraries and their users in Public Libraries in Delhi and found 57 female users respond and submit their experiences and problem occurred in the public libraries in Delhi and 123 responses received from the male users of public libraries in Delhi.

If we discuss the responses in percentage the researcher found the responses only 32% female and 68% male users responses has been received in different public library users in Delhi as shown in the figure given below.

3.1 GENDER WISE ADULT USER

Table 8: Gender based Adult user

Gender	Respondent
Female	42
Male	87
Total	129

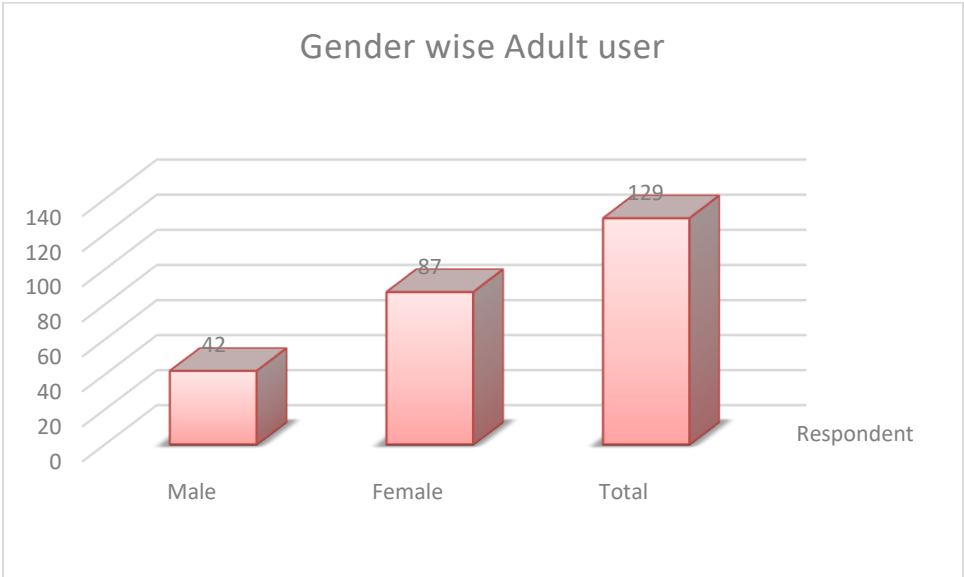


Figure 8: Gender wise Adult user

As we discussed earlier that the total questionnaire distributed to 10 public libraries in Delhi and total responses received 180 from the different all the libraries and out of 180 respondents 129 users was found in the category of adult. In this category 42 males and 87 female found in the survey.

Table 9: Adult user based on gender wise in Percent (%)

Gender	Respondent in %
Male	33
Female	67

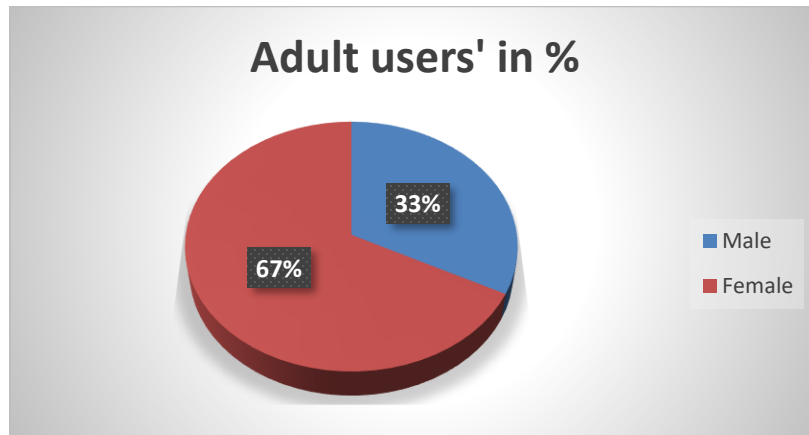


Figure 9: Adult user based on gender wise

As we tried to categories it in percentage on 33% male and 67 % female users participated in the survey and respond with in the different aspects of the research.

4. Conclusion

The above study has revealed an important note in adult user's response and initiative in the uses of library. The has been found that the in total response there are 32% female has appeared as proactive users, on the other hands it has found that in respect of adult users, it has found that 33% female initiative to proactive use of the library. The program of the public libraries in Delhi is based on the adult illiteracy eradication. The growth of 1% in female users is the reflection of proactive use of the library by the e female adult users in the public library in Delhi. This trend

can be extended and improved by the higher authority in terms of providing more resources to the said libraries in this study.

BIBLIOGRAPHY

Nazeer Badhusha K and Nagarajan M, Development of Public Library Systems and Services in India , V3 Journal of Library and Information Science, Volume 1 Issue 1, 2012

Padmamma, S. et al. 2001. Public library service for women. Indian Journal of Information and Library Science 14, no.3 - 4 (July – December): 177-181.

Sahib Singh Verma. 2002. A study of Public Libraries and literacy movement in India with special reference to Delhi, Haryana, and Rajasthan: A research report. Library Herald 39, no. 3 (September): 187-190.

Saiful Islam, K.M. 1990. Public library systems and services. Herald of Library Science 29, no.3-4: 163-171.

Sarada, K. 1986. Rural library services in India. New Delhi: EssEss Publications.

Satyanarayana, M. (1993). Public library services and community analysis in an urban setting (A study of District Central Library of Visakhapatnam and its community). Unpublished Ph.D., thesis. Visakhapatnam, A.P.: Andhra University, Visakhapatnam.

Sule, Nathaniel N. et al. 2003. The contributions of rural library services to literacy development in Nigeria: A review of the past century and prospect of the new millennium. Library Progress (International) 23, no.2: 133-141.

Wigg, Ristina. 1995. Across towns and across times: Library service to young people in rural libraries. Library Trends 44, no.1 (summer): 88 -111.