

University of Nebraska - Lincoln

DigitalCommons@University of Nebraska - Lincoln

---

Heartland Center for Leadership  
Development—Materials

Heartland Center for Leadership Development

---

2019

## Small Places, Big Successes: Rural Towns Revitalizing Themselves

Milan Wall

*Heartland Center for Leadership Development*

Follow this and additional works at: <https://digitalcommons.unl.edu/heartlandmatls>



Part of the Adult and Continuing Education Commons, Civic and Community Engagement Commons, Communication Commons, Community-Based Learning Commons, Community-Based Research Commons, Leadership Studies Commons, Other Education Commons, Place and Environment Commons, Public Affairs, Public Policy and Public Administration Commons, Rural Sociology Commons, and the Work, Economy and Organizations Commons

---

Wall, Milan, "Small Places, Big Successes: Rural Towns Revitalizing Themselves" (2019). *Heartland Center for Leadership Development—Materials*. 6.

<https://digitalcommons.unl.edu/heartlandmatls/6>

This Presentation is brought to you for free and open access by the Heartland Center for Leadership Development at DigitalCommons@University of Nebraska - Lincoln. It has been accepted for inclusion in Heartland Center for Leadership Development—Materials by an authorized administrator of DigitalCommons@University of Nebraska - Lincoln.

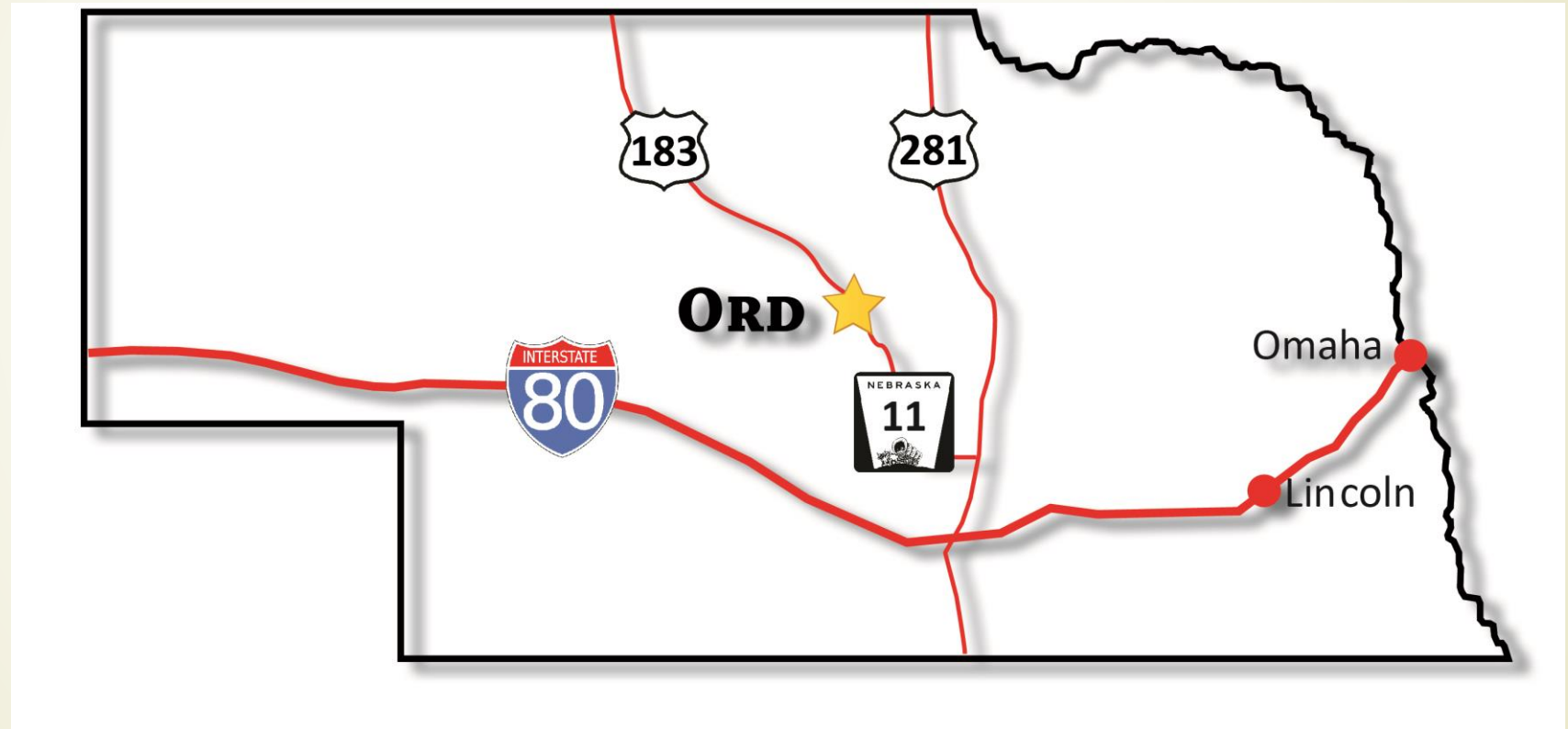


# Small Places – Big Successes: Rural Towns Revitalizing Themselves

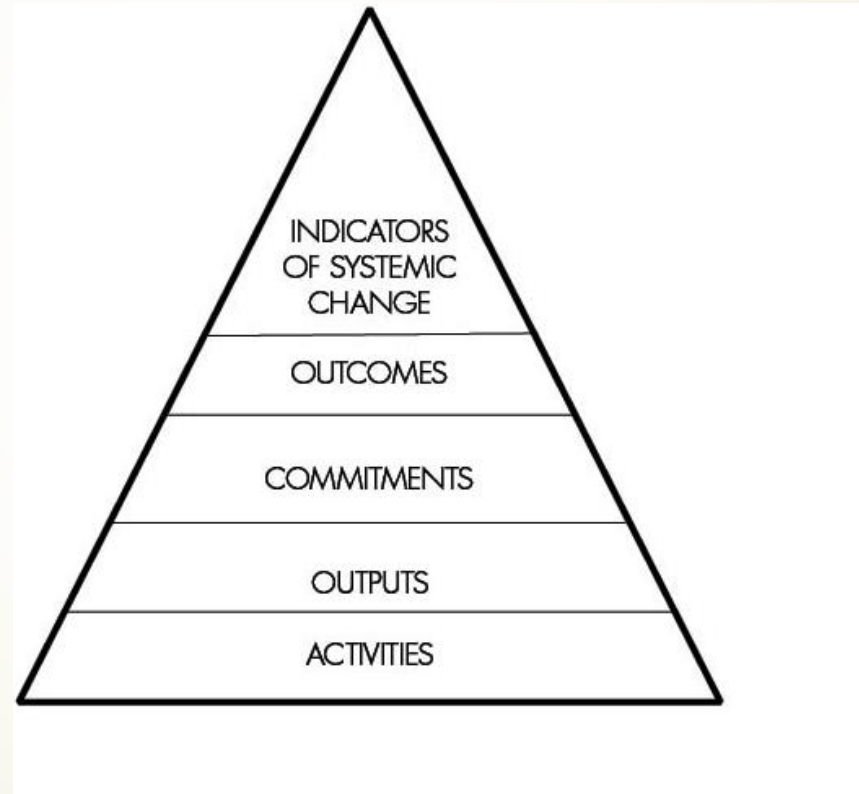
Milan Wall, Co-Director

Heartland Center for Leadership Development

# Valley County, Nebraska



# Hierarchy of Community Impacts



# Population

Year	Population
1970	5,739
1980	5,633
1990	5,169
2000	4,647
2010	4,260

But...ESRI estimates that Ord will experience modest population growth

Between 2000-2010 30-34 years old saw net growth of 54%

School enrollment is up 25% and average class size is up 36%



# Employment

Year	Employment
1970	2,598
2000	2,710
2016	3,100

2010-2016 increase in employment 0.90%



# Personal Income

Year	Amount
1970	\$120,881
2000	\$146,151
2016	\$183,750

2010-2016 change 1.61%





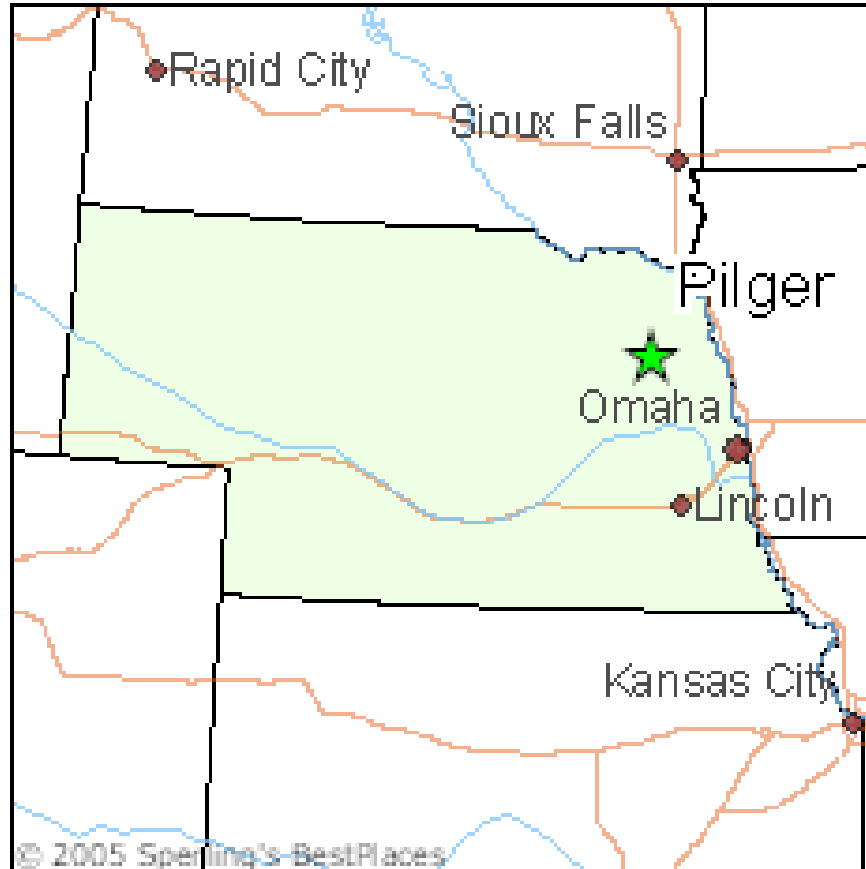
# Key Indicators of Transformative Change

- ▶ Income Taxes 2000-2016
  - ▶ Federal Adjusted Gross Income 20%
  - ▶ State Adjusted Gross Income 56%
- ▶ Property Tax Valuations 2000-2018
  - ▶ Ord 131%
  - ▶ Valley County 280%



# Pilger, Nebraska

## Nebraska





# Rural Futures Institute Video

<https://www.youtube.com/watch?v=8ryTGpsZ8Nk>

