

University of Nebraska - Lincoln

DigitalCommons@University of Nebraska - Lincoln

---

Programs Information: Nebraska State Museum

Museum, University of Nebraska State

---

1977

## The Hognose Snake: A Prairie Survivor for Ten Million Years

M. R. Voorhies

*University of Nebraska State Museum*, mvoorhies1@unl.edu

R. G. Corner

*University of Nebraska State Museum*

Harvey L. Gunderson

*University of Nebraska State Museum*

Follow this and additional works at: <https://digitalcommons.unl.edu/museumprogram>



Part of the [Higher Education Administration Commons](#)

---

Voorhies, M. R.; Corner, R. G.; and Gunderson, Harvey L., "The Hognose Snake: A Prairie Survivor for Ten Million Years" (1977). *Programs Information: Nebraska State Museum*. 8.

<https://digitalcommons.unl.edu/museumprogram/8>

This Article is brought to you for free and open access by the Museum, University of Nebraska State at DigitalCommons@University of Nebraska - Lincoln. It has been accepted for inclusion in Programs Information: Nebraska State Museum by an authorized administrator of DigitalCommons@University of Nebraska - Lincoln.

## PERIODICALS



Hognose snake hunting in sand. The snake uses its shovel-like snout to loosen the soil. Hognose snakes spend most of their time above ground, but burrow in search of food, primarily toads. Even when toads are buried a foot or more in sand, hognose snakes can detect them and dig them out. (Photos by Harvey L. Gunderson)

## THE HOGNOSE SNAKE

### A Prairie Survivor for Ten Million Years

Because they hiss and strike violently when aroused, the harmless little hognose snakes are often considered to be poisonous by people who encounter them. They are not venomous but are truly remarkable animals with specialized behavior and anatomy unusually well suited for life in the grasslands of central North America.

The University of Nebraska State Museum has recently acquired fossil evidence regarding the evolutionary history of these common Great Plains reptiles. We can now trace the record of the hognose snakes back to a time long before the arrival of man, the bison, or even the mammoth on the North American continent.

#### Modern Hognose Snakes

Two closely related species of hognose snakes live in Nebraska today. Both are readily recognized by the shovel-like snout. The snout is noticeably upturned in the western hognose snake, *Heterodon nasicus*, while it is more nearly horizontal in the eastern hognose snake,

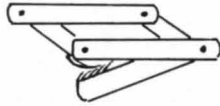
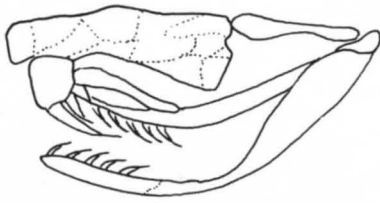
*Heterodon platyrhinos*. The snout is used in digging; hognose snakes are expert burrowers, the western species being nicknamed the "prairie rooter" by Sandhills ranchers.

The snakes burrow in pursuit of food which consists almost entirely of toads, although occasionally frogs or small birds and mammals may be eaten. Because toads have highly toxic skin glands they are avoided by most predators, but hognose snakes actively seek them out and show no ill effects from consuming large numbers of toads. Recent investigations of the physiology and biochemistry of hognose snakes have shown that secretions of the adrenal glands counteract the otherwise lethal effects of toad toxin.

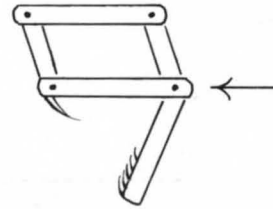
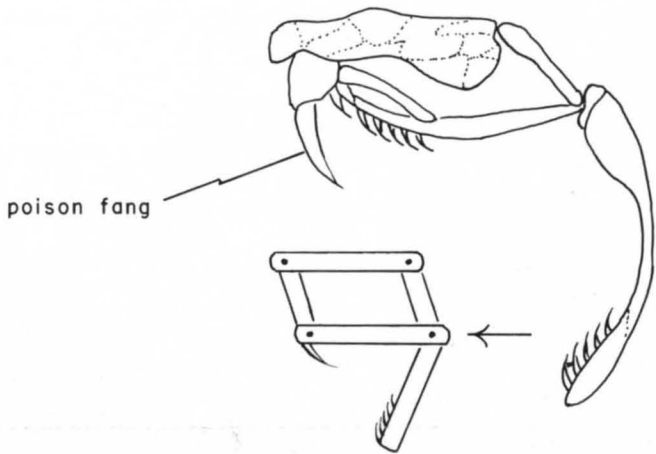
Also related to the toad-eating habit are the specialized jaws of hognose snakes; the two hindmost teeth on each side of the upper jaw are greatly enlarged and act as puncturing devices when captured toads, as they commonly do, inflate their bodies in an attempt to avoid being eaten.

One of the most intriguing aspects of the behavior of hognose snakes is their extensive repertoire of "bluffing" actions when annoyed by a potential enemy. The ribs behind the head are elongated and can be spread to form a hood which suddenly brings new colors into view. It is this inflation of the hood which has given hognose snakes another common nickname in Nebraska — "puff adder." If puffing and hissing fail to drive the enemy away, the hognose will usually "play dead;" the animal will slowly writhe onto its back with its mouth full of dirt and perhaps bloody. It is believed

Mouth closed

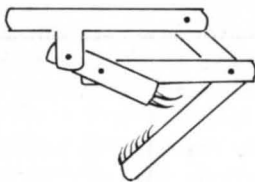
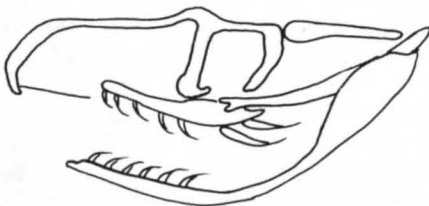


Mouth open

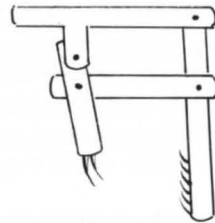
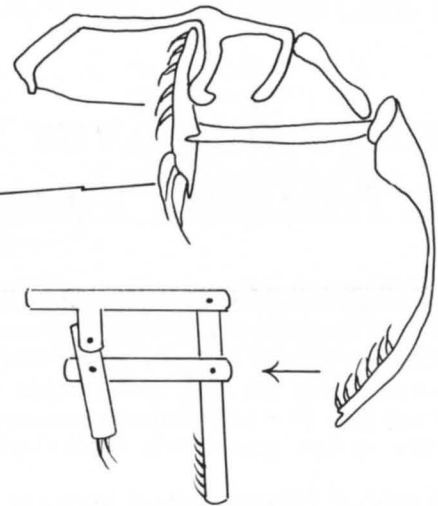


### A Rattlesnake (Crotalus) Skull

Skulls of two common Great Plains snakes showing feeding specialization. Rattlesnakes feed primarily on warm-blooded prey, rodents and other small mammals, which they can quickly immobilize by injecting venom from tubular fangs at the front of the upper jaw.



"toad puncturers"



### B Hognose Snake (Heterodon) Skull

Figures drawn by *V. Voorhies*

Hognose snakes, in contrast, specialize in cold-blooded prey, especially toads. The enlarged teeth at the rear of the upper jaw in the hognose snake are used to deflate swollen toads.

The small schematic drawings show the operation of the complex system of joints in the jaws. Nebraska fossils indicate that both the hognose and rattlesnake feeding methods had evolved more than 10 million years ago.





Fossil horses, camels, and other grazing animals have also been collected from the deposit, indicating that the grassy vegetation which now characterizes the Great Plains was already present in Webster County when the hog-nose snakes were evolving toward their modern condition. Direct evidence of grass is provided by fossilized seeds and stems which occur in the same deposits.

The climate of southern Nebraska, however, was considerably warmer than at present. Frost-free conditions are indicated by the presence of giant tortoise remains. In addition, the great variety of forest-adapted fossil mammals such as tapirs and flying squirrels suggest more extensive tree cover than is present in southern Nebraska today.

The remains of ten other species of fossil snakes were found in the same quarry as the *Paleoheterodon* skeleton. Modern relatives of three of these snake species live in much warmer climates today: two kinds of boas and a coral snake. Relatives of the rattlesnake, patch-nose snake, garter snake, and several kinds of water snakes were also identified by J. Alan Holman in the collection of snake remains from Red Cloud.

Major changes in the Great Plains environment have occurred since Miocene times, including the great Pleistocene Ice Age of the last million years. Many common Miocene animals (mastodons, oreodonts, sabercats) have no descendants which survived into recent times. A few (tapirs, rhinoceroses, camels, giant tortoises) live on, elsewhere in the world. Fewer still have survived by remaining on the Great Plains. The hog-nose snake is one of those survivors.

M. R. VOORHIES  
Associate Curator  
Vertebrate Paleontology

R. G. CORNER  
Paleontologist, Highway  
Paleontology Salvage

## Selected References

- Bragg, Arthur N. 1960. Is *Heterodon* venomous? *Herpetologica* Vol. 16, No. 2: 121-123.
- Conant, Roger. 1975. *A field guide to reptiles and amphibians of eastern and central North America*, 2nd Ed. Houghton Mifflin Co., Boston.
- Ditmars, Raymond L. 1936. *The reptiles of North America* Doubleday, Doran and Co., Inc., Garden City, New York 476 pp.
- Grogan, William L., Jr. 1974. Effects of an envenomation from the saliva of the eastern hog-nose snake, *Heterodon platyrhinos*. *Herpetologica*, Vol. 30, No. 3: 248-249.
- Hudson, George E. 1958. The amphibians and reptiles of Nebraska. *Nebraska Conservation Bull.*, No. 24: 1-146.
- Kapus, Edward J. 1964. Anatomical evidence for *Heterodon* being poisonous. *Herpetologica*, Vol. 20, No. 2: 137-138.
- McAlister, Wayne H. 1963. Evidence of mild toxicity in the saliva of the hog-nose snake (*Heterodon*). *Herpetologica*, Vol. 19, No. 2: 132-137.
- McDonald, Harry S. 1974. Bradycardia during death feigning of *Heterodon platyrhinos* Latreille. *J. Herpetol.*, Vol. 8, No. 2: 157-164.
- Shaw, Charles E. and Sheldon Campbell. 1974. *Snakes of the American West*. Alfred A. Knopf, New York, 330 pp.
- Smith, Hobart M. 1956. *Handbook of amphibians and reptiles of Kansas*. Univ. Kansas Mus. Nat. Hist., Misc. Publ. No. 9, 2nd Ed.: 3-356.
- Smith, Hobart M. and Fred N. White. 1955. Adrenal enlargement and its significance in the hog-nose snakes (*Heterodon*). *Herpetologica*, Vol. 11, No. 2: 137-144.
- Stebbins, Robert C. 1966. *A field guide to western reptiles and amphibians*. Houghton Mifflin Co., Boston, 279 pp.
- Underwood, G. 1967. *A contribution to the classification of snakes*. Br. Mus. Nat. Hist. 653 pp.

HARVEY L. GUNDERSON — Editor  
University of Nebraska State Museum

# UNIVERSITY OF NEBRASKA MUSEUM NEWS

Published once in July, Dec., May, and June, twice in Aug., Oct., and Feb., 3 times in Sept., Nov., and Jan., and 4 times in Mar. and April by The University of Nebraska-Lincoln, Dept. of Publications Services & Control, 209 Nebraska Hall, Lincoln, NE 68588. Second-class postage paid Lincoln, Nebraska.

Publications Services & Control  
University of Nebraska-Lincoln  
Nebraska Hall—City Campus 5U  
Lincoln, Nebraska 68588

*MUSEUM NOTES*  
ANTHROPOLOGY • BOTANY • ENTOMOLOGY • GEOLOGY • HEALTH SCIENCES • PALEONTOLOGY • PARASITOLOGY • ZOOLOGY



No. 57