

University of Nebraska - Lincoln

DigitalCommons@University of Nebraska - Lincoln

---

Fourth Annual Interdisciplinary Conference on  
Human Trafficking, 2012

Interdisciplinary Conference on Human  
Trafficking at the University of Nebraska

---

10-2012

## An Empirical Assessment of Human Trafficking in Europe

Monti N. Datta

*University of Richmond*, [mdatta@richmond.edu](mailto:mdatta@richmond.edu)

Kevin Bales

*Free the Slaves*, [bales@freetheslaves.net](mailto:bales@freetheslaves.net)

Follow this and additional works at: <https://digitalcommons.unl.edu/humtrafconf4>

---

Datta, Monti N. and Bales, Kevin, "An Empirical Assessment of Human Trafficking in Europe" (2012).  
*Fourth Annual Interdisciplinary Conference on Human Trafficking, 2012*. 9.  
<https://digitalcommons.unl.edu/humtrafconf4/9>

This Conference Proceeding is brought to you for free and open access by the Interdisciplinary Conference on Human Trafficking at the University of Nebraska at DigitalCommons@University of Nebraska - Lincoln. It has been accepted for inclusion in Fourth Annual Interdisciplinary Conference on Human Trafficking, 2012 by an authorized administrator of DigitalCommons@University of Nebraska - Lincoln.

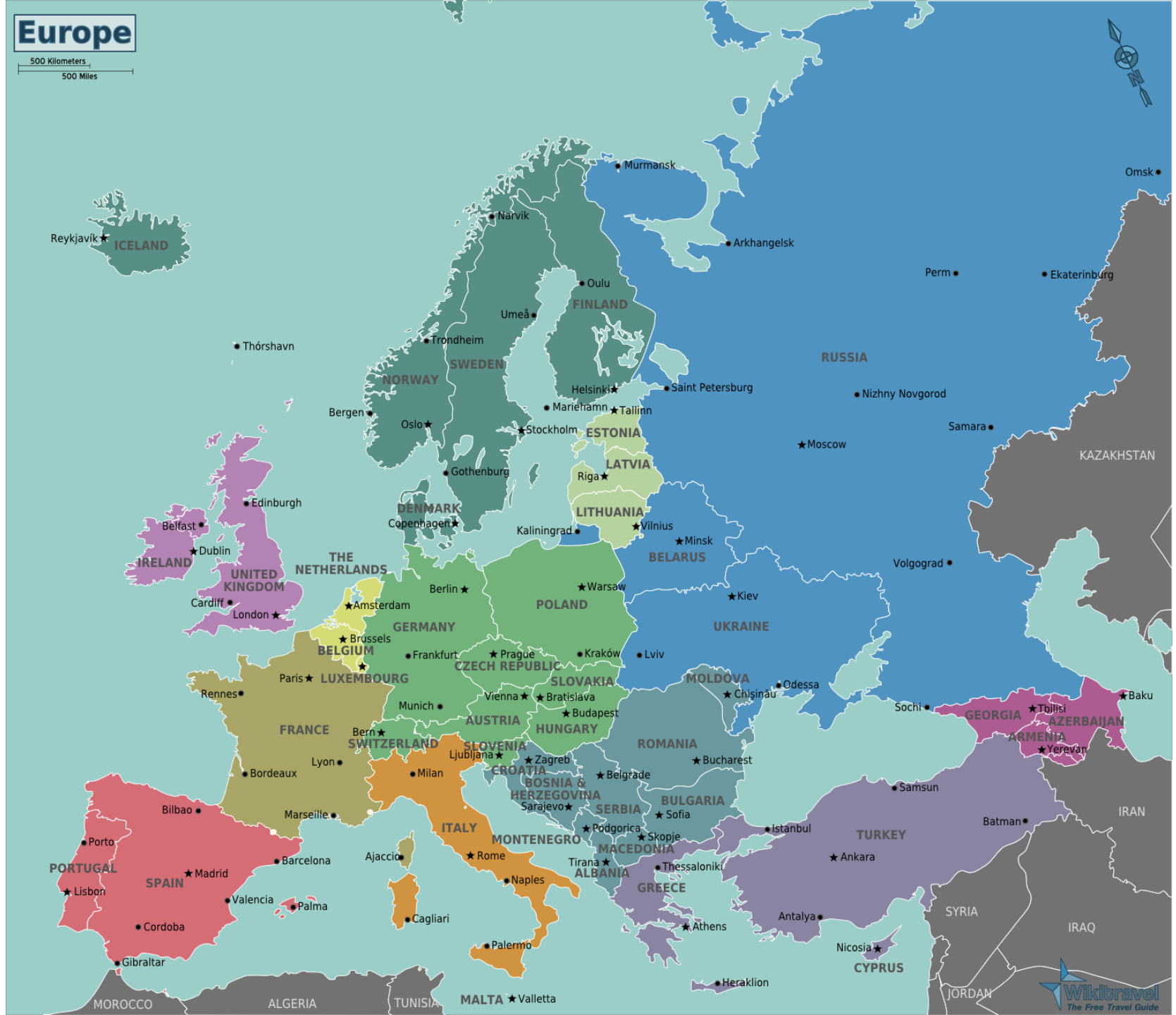
# An Empirical Assessment of Human Trafficking in Europe

Monti Datta, University of Richmond

Kevin Bales, Free the Slaves

# Europe

500 Kilometers  
500 Miles







# Trafficking Estimates

Country	Sample Mean Trafficked People
Belarus	.0074
Bulgaria	.0230
Moldova	.0561
Romania	.0082
Ukraine	.0155

# Trafficking Estimates

Country	Sample Mean Trafficked People
Belarus	.0074
Bulgaria	.0230
Moldova	.0561
Romania	.0082
Ukraine	.0155
United States	.00019
United Kingdom	.00007

# Assumptions

1. The people trafficked from these 5 European countries originated from those countries



# Assumptions

1. The people trafficked from these 5 European countries originated from those countries
2. The United Kingdom represents the lower bound of slavery in Europe

# Assumptions

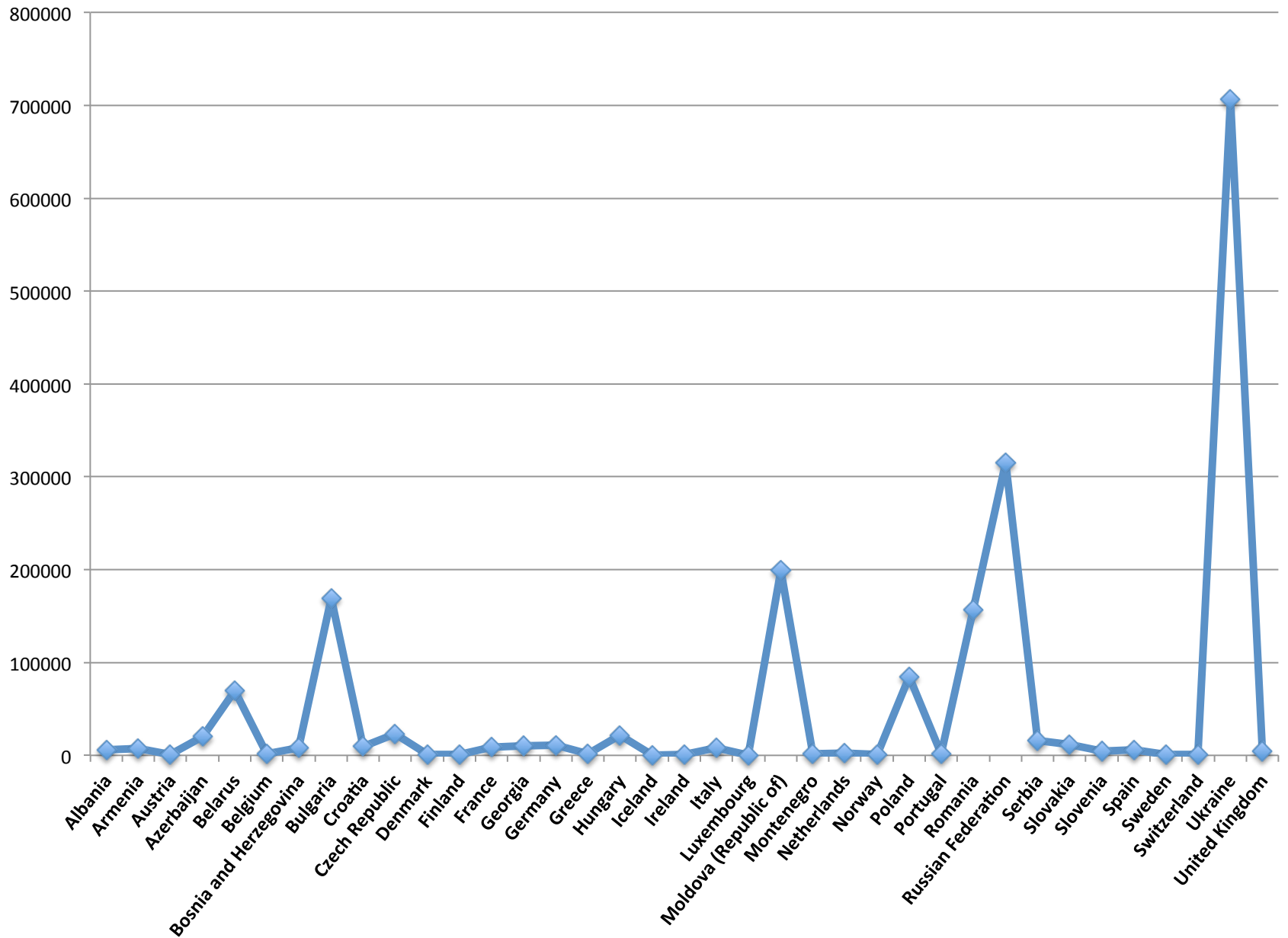
1. The people trafficked from these 5 European countries originated from those countries
2. The United Kingdom represents the lower bound of slavery in Europe
3. The average of the U.S. & UK estimates is a proxy for the rest of Western Europe

# Assumptions

1. The people trafficked from these 5 European countries originated from those countries
2. The United Kingdom represents the lower bound of slavery in Europe
3. The average of the U.S. & UK estimates is a proxy for the rest of Western Europe
4. The average of the 5 European countries is a proxy for the rest of Eastern Europe

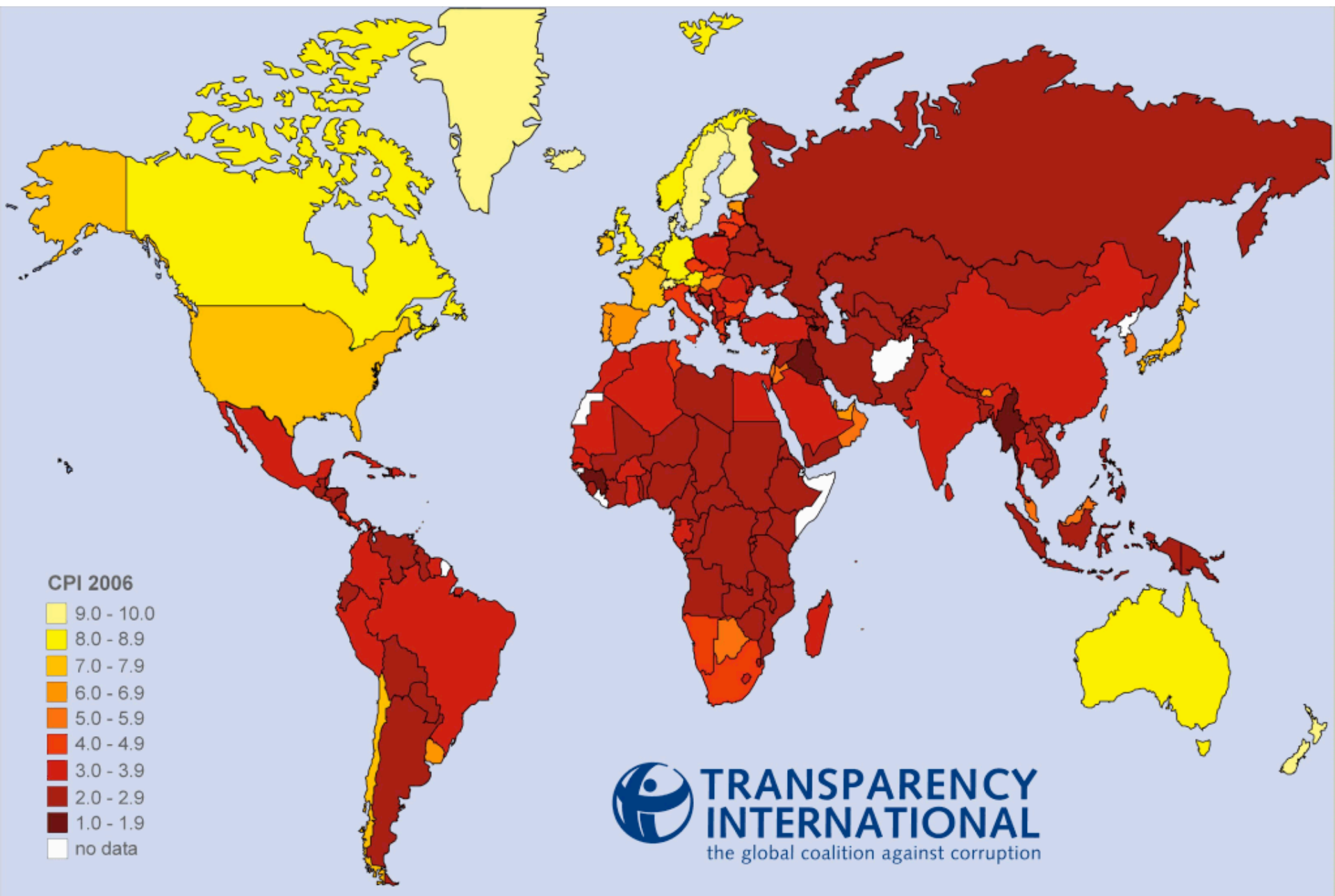
1,892,370 Slaves in Europe

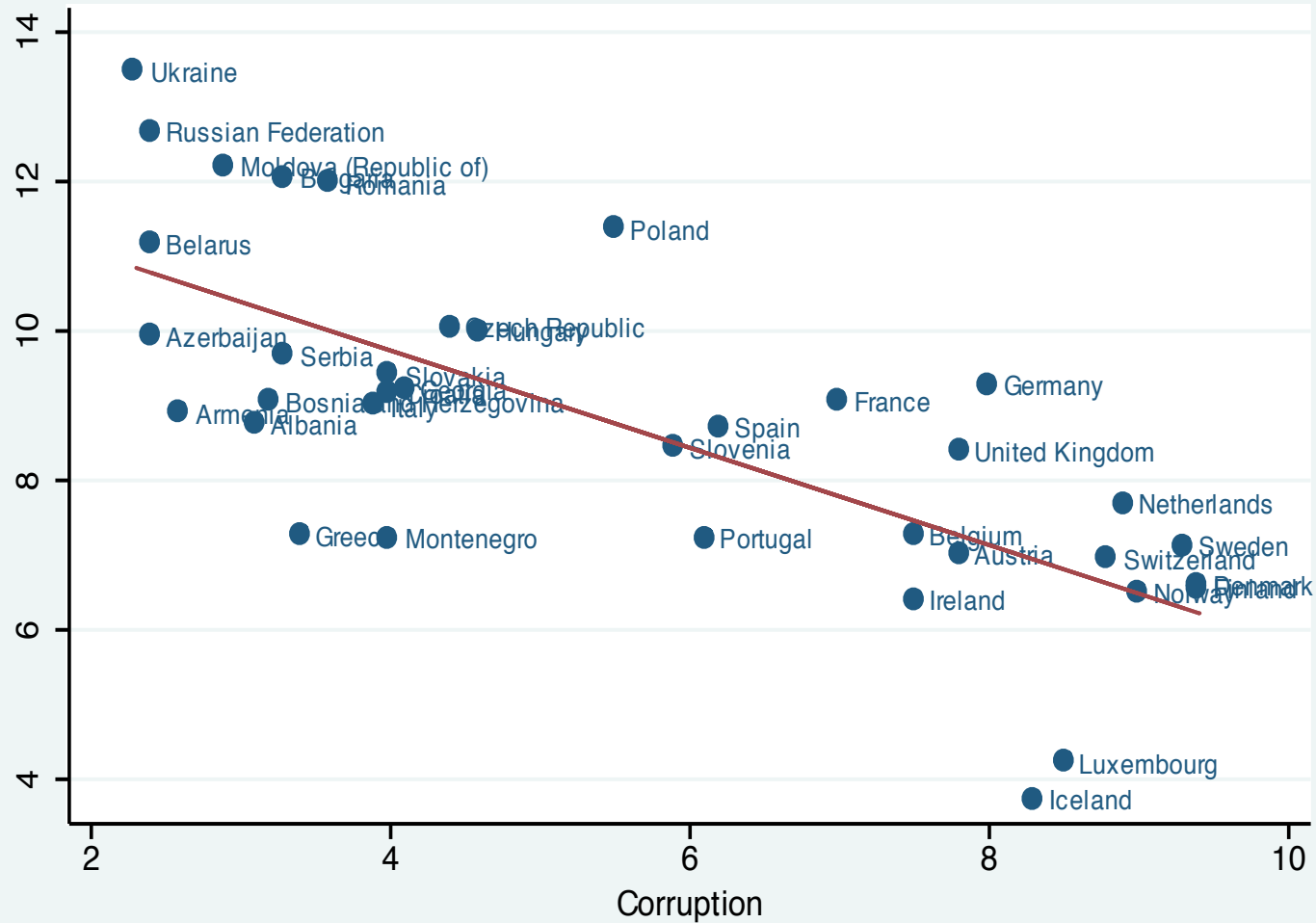
# Slaves



# Hypothesis

- Corruption is the best predictor of slavery in Europe





● Slaves (natural log) — Fitted values



# Controls

- The Cold War

# Controls

- The Cold War
- EU Membership

# Controls

- The Cold War
- EU Membership
- Violent Crime

# Controls

- The Cold War
- EU Membership
- Violent Crime
- Unemployment

# Controls

- The Cold War
- EU Membership
- Violent Crime
- Unemployment
- Women's Rights

# Controls

- The Cold War
- EU Membership
- Violent Crime
- Unemployment
- Women's Rights
- Percent Muslims

# Method

- Linear regression analysis
  - Dependent variable = log of slaves
  - Independent variable = corruption
  - Controls = cold war, EU membership, unemployment, women's rights, percent muslims

# Results

- For each unit-increase on the corruption measure, there is a roughly at 5% decrease in the presence of slavery, other things being equal



# Challenges

- Can we really make these assumptions in calculating our measure of slavery?
- What other variables should we include as controls?

# Thanks!

- Monti Datta, [mdatta@richmond.edu](mailto:mdatta@richmond.edu)