

University of Nebraska - Lincoln

DigitalCommons@University of Nebraska - Lincoln

---

Kenneth Bloom Publications

Research Papers in Physics and Astronomy

---

2-25-2005

## Measurement of the $W$ boson polarization in top decay at CDF at $\sqrt{s}=1.8$ TeV

Darin Acosta

University of Florida, [acosta@phys.ufl.edu](mailto:acosta@phys.ufl.edu)

Kenneth A. Bloom

University of Nebraska-Lincoln, [kenbloom@unl.edu](mailto:kenbloom@unl.edu)

Collider Detector at Fermilab Collaboration

Follow this and additional works at: <https://digitalcommons.unl.edu/physicsbloom>



Part of the [Physics Commons](#)

---

Acosta, Darin; Bloom, Kenneth A.; and Collider Detector at Fermilab Collaboration, "Measurement of the  $W$  boson polarization in top decay at CDF at  $\sqrt{s}=1.8$  TeV" (2005). *Kenneth Bloom Publications*. 19. <https://digitalcommons.unl.edu/physicsbloom/19>

This Article is brought to you for free and open access by the Research Papers in Physics and Astronomy at DigitalCommons@University of Nebraska - Lincoln. It has been accepted for inclusion in Kenneth Bloom Publications by an authorized administrator of DigitalCommons@University of Nebraska - Lincoln.

**Measurement of the  $W$  boson polarization in top decay at CDF at  $\sqrt{s} = 1.8$  TeV**

D. Acosta,<sup>14</sup> T. Affolder,<sup>7</sup> M. G. Albrow,<sup>13</sup> D. Ambrose,<sup>36</sup> D. Amidei,<sup>27</sup> K. Anikeev,<sup>26</sup> J. Antos,<sup>1</sup> G. Apollinari,<sup>13</sup> T. Arisawa,<sup>50</sup> A. Artikov,<sup>11</sup> W. Ashmanskas,<sup>2</sup> F. Azfar,<sup>34</sup> P. Azzi-Bacchetta,<sup>35</sup> N. Bacchetta,<sup>35</sup> H. Bachacou,<sup>24</sup> W. Badgett,<sup>13</sup> A. Barbaro-Galtieri,<sup>24</sup> V. E. Barnes,<sup>39</sup> B. A. Barnett,<sup>21</sup> S. Baroiant,<sup>5</sup> M. Barone,<sup>15</sup> G. Bauer,<sup>26</sup> F. Bedeschi,<sup>37</sup> S. Behari,<sup>21</sup> S. Belforte,<sup>47</sup> W. H. Bell,<sup>17</sup> G. Bellettini,<sup>37</sup> J. Bellinger,<sup>51</sup> D. Benjamin,<sup>12</sup> A. Beretvas,<sup>13</sup> A. Bhatti,<sup>41</sup> M. Binkley,<sup>13</sup> D. Bisello,<sup>35</sup> M. Bishai,<sup>13</sup> R. E. Blair,<sup>2</sup> C. Blocker,<sup>4</sup> K. Bloom,<sup>27</sup> B. Blumenfeld,<sup>21</sup> A. Bocci,<sup>41</sup> A. Bodek,<sup>40</sup> G. Bolla,<sup>39</sup> A. Bolshov,<sup>26</sup> D. Bortoletto,<sup>39</sup> J. Boudreau,<sup>38</sup> C. Bromberg,<sup>28</sup> E. Brubaker,<sup>24</sup> J. Budagov,<sup>11</sup> H. S. Budd,<sup>40</sup> K. Burkett,<sup>13</sup> G. Busetto,<sup>35</sup> K. L. Byrum,<sup>2</sup> S. Cabrera,<sup>12</sup> M. Campbell,<sup>27</sup> W. Carithers,<sup>24</sup> D. Carlsmith,<sup>51</sup> A. Castro,<sup>3</sup> D. Cauz,<sup>47</sup> A. Cerri,<sup>24</sup> L. Cerrito,<sup>20</sup> J. Chapman,<sup>27</sup> C. Chen,<sup>36</sup> Y. C. Chen,<sup>1</sup> M. Chertok,<sup>5</sup> G. Chiarelli,<sup>37</sup> G. Chlachidze,<sup>13</sup> F. Chlebana,<sup>13</sup> M. L. Chu,<sup>1</sup> J. Y. Chung,<sup>32</sup> W.-H. Chung,<sup>51</sup> Y. S. Chung,<sup>40</sup> C. I. Ciobanu,<sup>20</sup> A. G. Clark,<sup>16</sup> M. Coca,<sup>40</sup> A. Connolly,<sup>24</sup> M. Convery,<sup>41</sup> J. Conway,<sup>43</sup> M. Cordelli,<sup>15</sup> J. Cranshaw,<sup>45</sup> R. Culbertson,<sup>13</sup> D. Dagenhart,<sup>4</sup> S. D'Auria,<sup>17</sup> P. de Barbaro,<sup>40</sup> S. De Cecco,<sup>42</sup> S. Dell'Agnello,<sup>15</sup> M. Dell'Orso,<sup>37</sup> S. Demers,<sup>40</sup> L. Demortier,<sup>41</sup> M. Deninno,<sup>3</sup> D. De Pedis,<sup>42</sup> P. F. Derwent,<sup>13</sup> C. Dionisi,<sup>42</sup> J. R. Dittmann,<sup>13</sup> A. Dominguez,<sup>24</sup> S. Donati,<sup>37</sup> M. D'Onofrio,<sup>16</sup> T. Dorigo,<sup>35</sup> N. Eddy,<sup>20</sup> R. Erbacher,<sup>13</sup> D. Errede,<sup>20</sup> S. Errede,<sup>20</sup> R. Eusebi,<sup>40</sup> S. Farrington,<sup>17</sup> R. G. Feild,<sup>52</sup> J. P. Fernandez,<sup>39</sup> C. Ferretti,<sup>27</sup> R. D. Field,<sup>14</sup> I. Fiori,<sup>37</sup> B. Flaughner,<sup>13</sup> L. R. Flores-Castillo,<sup>38</sup> G. W. Foster,<sup>13</sup> M. Franklin,<sup>18</sup> J. Friedman,<sup>26</sup> I. Furic,<sup>26</sup> M. Gallinaro,<sup>41</sup> M. Garcia-Sciveres,<sup>24</sup> A. F. Garfinkel,<sup>39</sup> C. Gay,<sup>52</sup> D. W. Gerdes,<sup>27</sup> E. Gerstein,<sup>9</sup> S. Giagu,<sup>42</sup> P. Giannetti,<sup>37</sup> K. Giolo,<sup>39</sup> M. Giordani,<sup>47</sup> P. Giromini,<sup>15</sup> V. Glagolev,<sup>11</sup> D. Glenzinski,<sup>13</sup> M. Gold,<sup>30</sup> N. Goldschmidt,<sup>27</sup> J. Goldstein,<sup>34</sup> G. Gomez,<sup>8</sup> M. Goncharov,<sup>44</sup> I. Gorelov,<sup>30</sup> A. T. Goshaw,<sup>12</sup> Y. Gotra,<sup>38</sup> K. Goulianos,<sup>41</sup> A. Gresele,<sup>3</sup> C. Grosso-Pilcher,<sup>10</sup> M. Guenther,<sup>39</sup> J. Guimaraes da Costa,<sup>18</sup> C. Haber,<sup>24</sup> S. R. Hahn,<sup>13</sup> E. Halkiadakis,<sup>40</sup> R. Handler,<sup>51</sup> F. Happacher,<sup>15</sup> K. Hara,<sup>48</sup> R. M. Harris,<sup>13</sup> F. Hartmann,<sup>22</sup> K. Hatakeyama,<sup>41</sup> J. Hauser,<sup>6</sup> J. Heinrich,<sup>36</sup> M. Hennecke,<sup>22</sup> M. Herndon,<sup>21</sup> C. Hill,<sup>7</sup> A. Hocker,<sup>40</sup> K. D. Hoffman,<sup>10</sup> S. Hou,<sup>1</sup> B. T. Huffman,<sup>34</sup> R. Hughes,<sup>32</sup> J. Huston,<sup>28</sup> J. Incandela,<sup>7</sup> G. Introzzi,<sup>37</sup> M. Iori,<sup>42</sup> C. Issever,<sup>7</sup> A. Ivanov,<sup>40</sup> Y. Iwata,<sup>19</sup> B. Iyutin,<sup>26</sup> E. James,<sup>13</sup> M. Jones,<sup>39</sup> T. Kamon,<sup>44</sup> J. Kang,<sup>27</sup> M. Karagoz Unel,<sup>31</sup> S. Kartal,<sup>13</sup> H. Kasha,<sup>52</sup> Y. Kato,<sup>33</sup> R. D. Kennedy,<sup>13</sup> R. Kephart,<sup>13</sup> B. Kilminster,<sup>40</sup> D. H. Kim,<sup>23</sup> H. S. Kim,<sup>20</sup> M. J. Kim,<sup>9</sup> S. B. Kim,<sup>23</sup> S. H. Kim,<sup>48</sup> T. H. Kim,<sup>26</sup> Y. K. Kim,<sup>10</sup> M. Kirby,<sup>12</sup> L. Kirsch,<sup>4</sup> S. Klimentenko,<sup>14</sup> P. Koehn,<sup>32</sup> K. Kondo,<sup>50</sup> J. Konigsberg,<sup>14</sup> A. Korn,<sup>26</sup> A. Korytov,<sup>14</sup> J. Kroll,<sup>36</sup> M. Kruse,<sup>12</sup> V. Krutelyov,<sup>44</sup> S. E. Kuhlmann,<sup>2</sup> N. Kuznetsova,<sup>13</sup> A. T. Laasanen,<sup>39</sup> S. Lami,<sup>41</sup> S. Lammel,<sup>13</sup> J. Lancaster,<sup>12</sup> M. Lancaster,<sup>25</sup> R. Lander,<sup>5</sup> K. Lannon,<sup>32</sup> A. Lath,<sup>43</sup> G. Latino,<sup>30</sup> T. LeCompte,<sup>2</sup> Y. Le,<sup>21</sup> J. Lee,<sup>40</sup> S. W. Lee,<sup>44</sup> N. Leonardo,<sup>26</sup> S. Leone,<sup>37</sup> J. D. Lewis,<sup>13</sup> K. Li,<sup>52</sup> C. S. Lin,<sup>13</sup> M. Lindgren,<sup>6</sup> T. M. Liss,<sup>20</sup> D. O. Litvintsev,<sup>13</sup> T. Liu,<sup>13</sup> N. S. Lockyer,<sup>36</sup> A. Loginov,<sup>29</sup> M. Loreti,<sup>35</sup> D. Lucchesi,<sup>35</sup> P. Lukens,<sup>13</sup> L. Lyons,<sup>34</sup> J. Lys,<sup>24</sup> R. Madrak,<sup>18</sup> K. Maeshima,<sup>13</sup> P. Maksimovic,<sup>21</sup> L. Malferrari,<sup>3</sup> G. Manca,<sup>34</sup> M. Mangano,<sup>37</sup> M. Mariotti,<sup>35</sup> A. Martin,<sup>52</sup> M. Martin,<sup>21</sup> V. Martin,<sup>31</sup> M. Martínez,<sup>13</sup> P. Mazzanti,<sup>3</sup> K. S. McFarland,<sup>40</sup> P. McIntyre,<sup>44</sup> M. Menguzzato,<sup>35</sup> A. Menzione,<sup>37</sup> P. Merkel,<sup>13</sup> C. Mesropian,<sup>41</sup> A. Meyer,<sup>13</sup> T. Miao,<sup>13</sup> J. S. Miller,<sup>27</sup> R. Miller,<sup>28</sup> S. Miscetti,<sup>15</sup> G. Mitselmakher,<sup>14</sup> N. Moggi,<sup>3</sup> R. Moore,<sup>13</sup> T. Moulik,<sup>39</sup> A. Mukherjee,<sup>13</sup> M. Mulhearn,<sup>26</sup> T. Muller,<sup>22</sup> A. Munar,<sup>36</sup> P. Murat,<sup>13</sup> J. Nachtman,<sup>13</sup> S. Nahn,<sup>52</sup> I. Nakano,<sup>19</sup> R. Napora,<sup>21</sup> C. Nelson,<sup>13</sup> T. Nelson,<sup>13</sup> C. Neu,<sup>32</sup> M. S. Neubauer,<sup>26</sup> C. Newman-Holmes,<sup>13</sup> F. Niell,<sup>27</sup> T. Nigmanov,<sup>38</sup> L. Nodulman,<sup>2</sup> S. H. Oh,<sup>12</sup> Y. D. Oh,<sup>23</sup> T. Ohsugi,<sup>19</sup> T. Okusawa,<sup>33</sup> W. Orejudos,<sup>24</sup> C. Pagliarone,<sup>37</sup> F. Palmonari,<sup>37</sup> R. Paoletti,<sup>37</sup> V. Papadimitriou,<sup>45</sup> J. Patrick,<sup>13</sup> G. Pauletta,<sup>47</sup> M. Paulini,<sup>9</sup> T. Pauly,<sup>34</sup> C. Paus,<sup>26</sup> D. Pellett,<sup>5</sup> A. Penzo,<sup>47</sup> T. J. Phillips,<sup>12</sup> G. Piacentino,<sup>37</sup> J. Piedra,<sup>8</sup> K. T. Pitts,<sup>20</sup> A. Pompos,<sup>39</sup> L. Pondrom,<sup>51</sup> G. Pope,<sup>38</sup> O. Poukhov,<sup>11</sup> T. Pratt,<sup>34</sup> F. Prokoshin,<sup>11</sup> J. Proudfoot,<sup>2</sup> F. Ptohos,<sup>15</sup> G. Punzi,<sup>37</sup> J. Rademacker,<sup>34</sup> A. Rakitine,<sup>26</sup> F. Ratnikov,<sup>43</sup> H. Ray,<sup>27</sup> A. Reichold,<sup>34</sup> P. Renton,<sup>34</sup> M. Rescigno,<sup>42</sup> F. Rimondi,<sup>3</sup> L. Ristori,<sup>37</sup> W. J. Robertson,<sup>12</sup> T. Rodrigo,<sup>8</sup> S. Rolli,<sup>49</sup> L. Rosenson,<sup>26</sup> R. Roser,<sup>13</sup> R. Rossin,<sup>35</sup> C. Rott,<sup>39</sup> A. Roy,<sup>39</sup> A. Ruiz,<sup>8</sup> D. Ryan,<sup>49</sup> A. Safonov,<sup>5</sup> R. St. Denis,<sup>17</sup> W. K. Sakumoto,<sup>40</sup> D. Saltzberg,<sup>6</sup> C. Sanchez,<sup>32</sup> A. Sansoni,<sup>15</sup> L. Santi,<sup>47</sup> S. Sarkar,<sup>42</sup> P. Savard,<sup>46</sup> A. Savoy-Navarro,<sup>13</sup> P. Schlabach,<sup>13</sup> E. E. Schmidt,<sup>13</sup> M. P. Schmidt,<sup>52</sup> M. Schmitt,<sup>31</sup> L. Scodellaro,<sup>35</sup> A. Scribano,<sup>37</sup> A. Sedov,<sup>39</sup> S. Seidel,<sup>30</sup> Y. Seiya,<sup>48</sup> A. Semenov,<sup>11</sup> F. Semeria,<sup>3</sup> M. D. Shapiro,<sup>24</sup> P. F. Shepard,<sup>38</sup> T. Shibayama,<sup>48</sup> M. Shimojima,<sup>48</sup> M. Shochet,<sup>10</sup> A. Sidoti,<sup>35</sup> A. Sill,<sup>45</sup> P. Sinervo,<sup>46</sup> A. J. Slaughter,<sup>52</sup> K. Sliwa,<sup>49</sup> F. D. Snider,<sup>13</sup> R. Snihur,<sup>25</sup> M. Spezziga,<sup>45</sup> L. Spiegel,<sup>13</sup> F. Spinella,<sup>37</sup> M. Spiropulu,<sup>7</sup> A. Stefanini,<sup>37</sup> J. Strolgas,<sup>30</sup> D. Stuart,<sup>7</sup> A. Sukhanov,<sup>14</sup> K. Sumorok,<sup>26</sup> T. Suzuki,<sup>48</sup> R. Takashima,<sup>19</sup> K. Takikawa,<sup>48</sup> M. Tanaka,<sup>2</sup> M. Tecchio,<sup>27</sup> P. K. Teng,<sup>1</sup> K. Terashi,<sup>41</sup> R. J. Tesarek,<sup>13</sup> S. Tether,<sup>26</sup> J. Thom,<sup>13</sup> A. S. Thompson,<sup>17</sup> E. Thomson,<sup>32</sup> P. Tipton,<sup>40</sup> S. Tkaczyk,<sup>13</sup> D. Toback,<sup>44</sup> K. Tollefson,<sup>28</sup> D. Tonelli,<sup>37</sup> M. Tönnemann,<sup>28</sup> H. Toyoda,<sup>33</sup> W. Trischuk,<sup>46</sup> J. Tseng,<sup>26</sup> D. Tsybychev,<sup>14</sup> N. Turini,<sup>37</sup> F. Ukegawa,<sup>48</sup> T. Unverhau,<sup>17</sup> T. Vaiculis,<sup>40</sup> A. Varganov,<sup>27</sup> E. Vataga,<sup>37</sup> S. Vejcek III,<sup>13</sup> G. Velez,<sup>13</sup> G. Veramendi,<sup>24</sup> R. Vidal,<sup>13</sup> I. Vila,<sup>8</sup> R. Vilar,<sup>8</sup> I. Volobouev,<sup>24</sup> M. von der Mey,<sup>6</sup> R. G. Wagner,<sup>2</sup> R. L. Wagner,<sup>13</sup> W. Wagner,<sup>22</sup> Z. Wan,<sup>43</sup> C. Wang,<sup>12</sup> M. J. Wang,<sup>1</sup> S. M. Wang,<sup>14</sup>

B. Ward,<sup>17</sup> S. Waschke,<sup>17</sup> D. Waters,<sup>25</sup> T. Watts,<sup>43</sup> M. Weber,<sup>24</sup> W. C. Wester III,<sup>13</sup> B. Whitehouse,<sup>49</sup> A. B. Wicklund,<sup>2</sup>  
 E. Wicklund,<sup>13</sup> H. H. Williams,<sup>36</sup> P. Wilson,<sup>13</sup> B. L. Winer,<sup>32</sup> S. Wolbers,<sup>13</sup> M. Wolter,<sup>49</sup> S. Worm,<sup>43</sup> X. Wu,<sup>16</sup>  
 F. Würthwein,<sup>26</sup> U. K. Yang,<sup>10</sup> W. Yao,<sup>24</sup> G. P. Yeh,<sup>13</sup> K. Yi,<sup>21</sup> J. Yoh,<sup>13</sup> T. Yoshida,<sup>33</sup> I. Yu,<sup>23</sup> S. Yu,<sup>36</sup> J. C. Yun,<sup>13</sup>  
 L. Zanello,<sup>42</sup> A. Zanetti,<sup>47</sup> F. Zetti,<sup>24</sup> and S. Zucchelli<sup>31</sup>

(CDF Collaboration)

<sup>1</sup>*Institute of Physics, Academia Sinica, Taipei, Taiwan 11529, Republic of China*

<sup>2</sup>*Argonne National Laboratory, Argonne, Illinois 60439, USA*

<sup>3</sup>*Istituto Nazionale di Fisica Nucleare, University of Bologna, I-40127 Bologna, Italy*

<sup>4</sup>*Brandeis University, Waltham, Massachusetts 02254, USA*

<sup>5</sup>*University of California at Davis, Davis, California 95616, USA*

<sup>6</sup>*University of California at Los Angeles, Los Angeles, California 90024, USA*

<sup>7</sup>*University of California at Santa Barbara, Santa Barbara, California 93106, USA*

<sup>8</sup>*Instituto de Fisica de Cantabria, CSIC-University of Cantabria, 39005 Santander, Spain*

<sup>9</sup>*Carnegie Mellon University, Pittsburgh, Pennsylvania 15213, USA*

<sup>10</sup>*Enrico Fermi Institute, University of Chicago, Chicago, Illinois 60637, USA*

<sup>11</sup>*Joint Institute for Nuclear Research, RU-141980 Dubna, Russia*

<sup>12</sup>*Duke University, Durham, North Carolina 27708, USA*

<sup>13</sup>*Fermi National Accelerator Laboratory, Batavia, Illinois 60510, USA*

<sup>14</sup>*University of Florida, Gainesville, Florida 32611, USA*

<sup>15</sup>*Laboratori Nazionali di Frascati, Istituto Nazionale di Fisica Nucleare, I-00044 Frascati, Italy*

<sup>16</sup>*University of Geneva, CH-1211 Geneva 4, Switzerland*

<sup>17</sup>*Glasgow University, Glasgow G12 8QQ, United Kingdom*

<sup>18</sup>*Harvard University, Cambridge, Massachusetts 02138, USA*

<sup>19</sup>*Hiroshima University, Higashi-Hiroshima 724, Japan*

<sup>20</sup>*University of Illinois, Urbana, Illinois 61801, USA*

<sup>21</sup>*The Johns Hopkins University, Baltimore, Maryland 21218, USA*

<sup>22</sup>*Institut für Experimentelle Kernphysik, Universität Karlsruhe, 76128 Karlsruhe, Germany*

<sup>23</sup>*Center for High Energy Physics: Kyungpook National University, Taegu 702-701; Seoul National University, Seoul 151-742;  
 and SungKyunKwan University, Suwon 440-746; Korea*

<sup>24</sup>*Ernest Orlando Lawrence Berkeley National Laboratory, Berkeley, California 94720, USA*

<sup>25</sup>*University College London, London WC1E 6BT, United Kingdom*

<sup>26</sup>*Massachusetts Institute of Technology, Cambridge, Massachusetts 02139, USA*

<sup>27</sup>*University of Michigan, Ann Arbor, Michigan 48109, USA*

<sup>28</sup>*Michigan State University, East Lansing, Michigan 48824, USA*

<sup>29</sup>*Institution for Theoretical and Experimental Physics, ITEP, Moscow 117259, Russia*

<sup>30</sup>*University of New Mexico, Albuquerque, New Mexico 87131, USA*

<sup>31</sup>*Northwestern University, Evanston, Illinois 60208, USA*

<sup>32</sup>*The Ohio State University, Columbus, Ohio 43210, USA*

<sup>33</sup>*Osaka City University, Osaka 588, Japan*

<sup>34</sup>*University of Oxford, Oxford OX1 3RH, United Kingdom*

<sup>35</sup>*Universita di Padova, Istituto Nazionale di Fisica Nucleare, Sezione di Padova, I-35131 Padova, Italy*

<sup>36</sup>*University of Pennsylvania, Philadelphia, Pennsylvania 19104, USA*

<sup>37</sup>*Istituto Nazionale di Fisica Nucleare, University and Scuola Normale Superiore of Pisa, I-56100 Pisa, Italy*

<sup>38</sup>*University of Pittsburgh, Pittsburgh, Pennsylvania 15260, USA*

<sup>39</sup>*Purdue University, West Lafayette, Indiana 47907, USA*

<sup>40</sup>*University of Rochester, Rochester, New York 14627, USA*

<sup>41</sup>*Rockefeller University, New York, New York 10021, USA*

<sup>42</sup>*Istituto Nazionale de Fisica Nucleare, Sezione di Roma, University di Roma I, "La Sapienza," I-00185 Roma, Italy*

<sup>43</sup>*Rutgers University, Piscataway, New Jersey 08855, USA*

<sup>44</sup>*Texas A&M University, College Station, Texas 77843, USA*

<sup>45</sup>*Texas Tech University, Lubbock, Texas 79409, USA*

<sup>46</sup>*Institute of Particle Physics, University of Toronto, Toronto M5S 1A7, Canada*

<sup>47</sup>*Istituto Nazionale di Fisica Nucleare, University of Trieste/Udine, Italy*

<sup>48</sup>*University of Tsukuba, Tsukuba, Ibaraki 305, Japan*

<sup>49</sup>*Tufts University, Medford, Massachusetts 02155, USA*

<sup>50</sup>*Waseda University, Tokyo 169, Japan*

<sup>51</sup>*University of Wisconsin, Madison, Wisconsin 53706, USA*

<sup>52</sup>*Yale University, New Haven, Connecticut 06520, USA*

(Received 2 December 2004; published 8 February 2005; corrected 25 February 2005)

The polarization of the  $W$  boson in  $t \rightarrow Wb$  decay is unambiguously predicted by the standard model of electroweak interactions and is a powerful test of our understanding of the  $tbW$  vertex. We measure this polarization from the invariant mass of the  $b$  quark from  $t \rightarrow Wb$  and the lepton from  $W \rightarrow l\nu$  whose momenta measure the  $W$  decay angle and direction of motion, respectively. In this paper we present a measurement of the decay rate ( $f_{V+A}$ ) of the  $W$  produced from the decay of the top quark in the hypothesis of  $V + A$  structure of the  $tbW$  vertex. We find no evidence for the nonstandard  $V + A$  vertex and set a limit on  $f_{V+A} < 0.80$  at 95% confidence level. By combining this result with a complementary observable in the same data, we assign a limit on  $f_{V+A} < 0.61$  at 95% CL. This corresponds to a constraint on the right-handed helicity component of the  $W$  polarization of  $f_+ < 0.18$  at 95% CL. This limit is the first significant direct constraint on  $f_{V+A}$  in top decay.

DOI: 10.1103/PhysRevD.71.031101

PACS numbers: 14.65.Ha, 12.15.Ji, 12.60.Cn, 13.88.+e

The large value of the top quark mass has led to speculation that the top quark could play a role in the mechanism of the electroweak symmetry breaking [1]. If so, the electroweak interactions of the top quark could be modified [2]. Such a modification could alter the  $V - A$  structure of the  $tbW$  interaction which in turn would lead to an altered  $W$  polarization in top decay [3–5]. Possible scenarios that would introduce a  $V + A$  contribution to the  $tbW$  vertex include  $SU(2)_L \times SU(2)_R$  extensions of the standard model [6]. One such model invokes new mirror particles to assist a top-condensate in breaking electroweak symmetry [7]. The theory of “beautiful mirror” fermions predicts a fourth generation up-type quark with right-handed weak interactions which could contaminate the top sample or induce a right-handed top electroweak interaction by mixing with the top quark [8].

Indirect limits of right-handed  $t \rightarrow bW$  currents have been placed using the process  $b \rightarrow s\gamma$ , which proceeds via an electroweak radiative penguin process [9]. These limits are stringent, but scenarios can be envisaged where other contributions to  $b \rightarrow s\gamma$  might invalidate these bounds. The goal of this study is a direct measurement of the  $tbW$  vertex from the electroweak decay of top.

The spin-one  $W$  has three possible helicities; for the  $W^+$  we label these as  $-1$  (left-handed),  $0$  (longitudinal), and  $+1$  (right-handed), with the opposite convention for the  $W^-$ . Because  $M_t > M_W$ , a large fraction of the  $W$  bosons produced in top decay will be longitudinally polarized [3]. The fraction is given by

$$F_0 = \frac{M_t^2/M_W^2}{(M_t^2/M_W^2 + 2)}. \quad (1)$$

For the current values of  $M_t = 174.3 \pm 5.1$  GeV and  $M_W = 80.425 \pm 0.038$  GeV [10], this corresponds to  $F_0 = 0.70 \pm 0.01$ . If there were a nonstandard model  $V + A$  contribution to the top decay vertex, such contribution would not decrease the branching ratio to longitudinal  $W$  bosons but would instead decrease the branching ratio to left-handed  $W$  bosons, replacing some of this rate with an enhanced right-handed component.

Leptons from the decay of longitudinally polarized  $W$  bosons have a symmetric angular distribution of the form  $1 - (\cos\psi_\ell^*)^2$ , where  $\psi_\ell^*$  is defined as the angle in the  $W$  rest frame between the lepton and the boost vector ( $\vec{\beta}$ ) from the top rest frame to the  $W$  rest frame. Maximal parity violation in the  $V - A$  electroweak theory predicts that the nonlongitudinal  $W$  helicity is purely left-handed in the limit of massless final state fermions. This creates an asymmetric angular distribution of the form  $(1 - \cos\psi_\ell^*)^2$  [3]. Because of angular momentum conservation, even though the massive top quark may be left- or right-handed, positively polarized  $W^+$  bosons are not possible since a massless  $b$  quark must be left-handed. A small right-handed component (0.04%) of the form  $(1 + \cos\psi_\ell^*)^2$  results when the mass of the  $b$  quark is considered.

This analysis exploits the relationship between the angle  $\psi_\ell^*$  and the invariant mass of the  $\ell b$  pair, produced in the top decay chain  $t \rightarrow Wb$ ,  $W \rightarrow \ell\nu$  to determine the polarization of the  $W$  boson. The angle  $\psi_\ell^*$  can be related to the  $\ell b$  invariant mass by

$$M_{\ell b}^2 = \frac{1}{2}(M_t^2 - M_W^2)(1 + \cos\psi_\ell^*). \quad (2)$$

In the  $V - A$  theory, the lepton and  $b$  jet in the  $W$  rest frame tend to move in the same direction, but in a  $V + A$  decay, the lepton and  $b$  jet typically move in opposite directions. Therefore,  $M_{\ell b}^2$  would be larger on average from a  $V + A$  contribution as shown in Fig. 1. This difference can be used to determine  $f_{V+A}$ , the fraction of  $t$  quarks which decay with a  $V + A$  interaction.

If the interaction has both  $V - A$  and  $V + A$  contributions, the total angular distribution will be approximately described by summing over weighted linear combinations of the above angular distributions. The summing of rates correctly describes the angular distribution from longitudinal and either a pure  $V + A$  or  $V - A$  distribution; however, if there is a combination of  $V - A$  and  $V + A$  interactions, they may interfere with some relative phase. The present analysis neglects this interference, which would have the largest impact for  $f_{V+A} = 0.5$ . These interference effects are only of order  $1/\gamma_b$ , the boost of

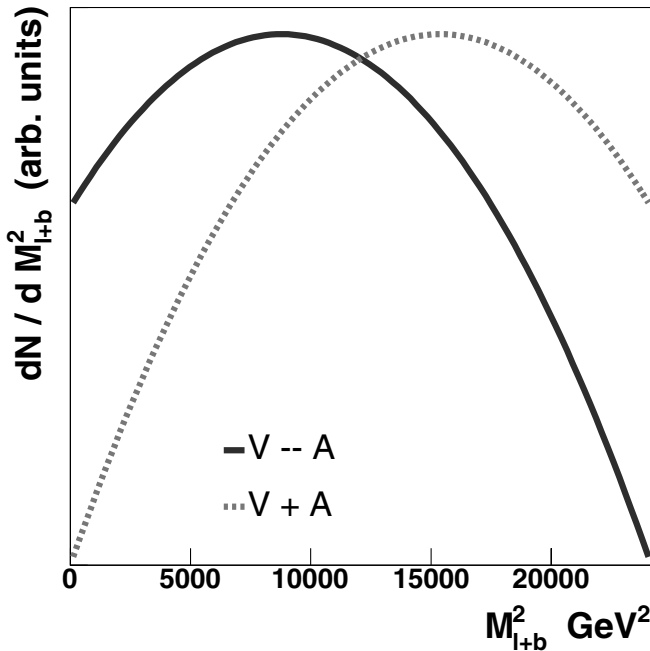


FIG. 1. The theoretical distributions of  $M_{\ell b}^2$  for purely  $V - A$  and  $V + A$  hypotheses, using the correct lepton- $b$  pairing. The  $M_{\ell b}^2$  can be used to discriminate between the two hypotheses as it peaks at higher values for  $V + A$ . This ideal case does not include detector and trigger effects or the intrinsic lepton- $b$  mass resolution.

the  $b$  quark in the top rest frame, and therefore are estimated to affect the angular distributions [11] at no more than the 10% level. The associated uncertainty is therefore not significant compared to expected statistical and systematic uncertainties.

Experimentally,  $M_{\ell b}^2$  is a reliable observable in  $t\bar{t}$  decay at a hadron collider because no information about the top or  $W$  rest frames is required, and therefore the unknown boost of the  $t\bar{t}$  system along the beam direction does not disrupt the measurement. This technique also avoids the need to rely on the missing transverse energy ( $\cancel{E}_T$ ) due to the neutrino. The  $\cancel{E}_T$  is poorly measured compared to other kinematic quantities in the event and is ambiguous in events with two final state neutrinos, e.g., both  $W^+$  and  $W^-$  from the  $t\bar{t}$  decay leptonically.

The present study uses data from  $p\bar{p}$  collisions at  $\sqrt{s} = 1.8$  TeV collected by the Collider Detector at Fermilab (CDF)[12] during the period 1992-1995 (Run I). The integrated luminosity of the data sample is  $109 \pm 7$  pb $^{-1}$ . Events were selected [13,14] and assigned to three different  $t\bar{t}$  subsamples chosen for their low background and high efficiency for  $b$  jet identification. Each sample is classified by the number of leptons and identified  $b$  jets in the final state.

The “dilepton” sample is dominated by  $t\bar{t}$  in which both  $W$  bosons decay to an electron or muon and neutrinos. Events are selected by requiring  $\cancel{E}_T > 25$  GeV, one muon and one electron of opposite charge with  $P_T > 20$  GeV in

the central pseudorapidity region ( $|\eta| < 1.0$ ) [15], and two jets with  $E_T > 10$  GeV and  $|\eta| < 2.0$ . This is a subsample of the dilepton events used in other analyses [14], considering only  $e + \mu + \text{jets}$  events in order to remove the dominant background, which is Drell-Yan production of  $ee$  or  $\mu\mu$ . The significant remaining backgrounds are decays to electron and muon of  $Z \rightarrow \tau\tau$ ,  $WW$  in association with extra jets, and  $W$  production associated with three or more jets, where one jet is misidentified as an electron or a muon. No attempt is made to identify  $b$  jets explicitly. However, initial and final state gluon radiation can result in extra jets, so the  $b$  jets are assumed to be the two highest  $E_T$  jets, which is correct in  $\sim 80\%$  of dilepton events. There are four  $M_{\ell b}$  combinations in each dilepton event.

The other two samples used in the analysis require only one  $W$  to decay into an electron or muon and a neutrino and the other  $W$  to decay hadronically (“lepton + jets”). These events are selected by requiring one electron or muon with  $P_T > 20$  GeV, in the central region as above. At least four jets are required, three of which must have  $E_T > 15$  GeV,  $|\eta| < 2.0$ , and the fourth must have  $E_T > 8$  GeV and  $|\eta| < 2.4$ . The background for these events consists predominantly of direct production of a  $W$  plus extra jets and its behavior is modeled with the VECBOS generator [16]. To reduce the background, at least one jet must be identified as a  $b$  candidate ( $b$ -tagged) with a topological algorithm requiring tracks in the jet reconstructed with the silicon vertex (SVX) detector to form a secondary vertex [13,17]. This requirement is 48% efficient for tagging at least one  $b$  jet in a  $t\bar{t}$  event [18]. Without any  $b$ -tag, the expected signal to background ratio ( $S/B$ ) of the sample is 0.4, whereas requiring one  $b$ -tag improves  $S/B$  to 5.3. The  $b$ -tag also selects the jet to be paired with the lepton to form  $M_{\ell b}$ . Events with a single  $b$ -tagged jet comprise the “single-tagged” sample, and have one measured  $M_{\ell b}$  which is correct half the time. Events with both  $b$  quarks tagged make up the “double-tagged” sample, have a  $S/B$  of 24, and provide two  $M_{\ell b}$  pairings, at least one of which combines the wrong  $b$  with the  $\ell$ .

A total of 7 events were found in the dilepton  $e\mu$  sample with an expected background of  $0.76 \pm 0.21$  events. In the single-tagged sample 15 events were found with a background  $2.0 \pm 0.7$ , and in the double-tagged sample there were five events with a  $0.2 \pm 0.2$  background. Note that since right-handed leptons have higher  $P_T$ , an increase in events passing the lepton  $P_T$  trigger requirement could also indicate a  $V + A$  theory. However, any potential observed rate increase would be deemed to be *a posteriori* knowledge from the point of view of this analysis, and therefore only the shape of the  $M_{\ell b}^2$  distributions is considered.

The  $M_{\ell b}^2$  distributions of the data are fit to a linear combination of three predicted  $M_{\ell b}^2$  distributions:  $t\bar{t}$  production with a  $V - A$  interaction,  $t\bar{t}$  production with  $V + A$  interaction, and background. The fit maximizes a binned likelihood as a function of  $f_{V+A}$ . Likelihood scans

TABLE I. Summary of systematic uncertainties in terms of the shift in measurement of the  $V + A$  fraction. The systematic uncertainties shown for the top mass and jet energy scale are after considering the correlations between the two; without these corrections the systematic uncertainties are 0.21 and 0.14, respectively.

Systematic Uncertainties	
Top mass	0.19
Jet energy scale	0.04
Background shape	0.05
Background normalization	0.05
ISR gluon radiation	0.04
FSR gluon radiation	0.03
B tagging efficiency	0.03
Parton distribution functions	0.02
Monte Carlo statistics	0.01
Relative acceptance	0.005
Total systematic	0.21

are performed both inside and outside the physical region of  $[0, 1]$  in  $f_{V+A}$ , and the level of backgrounds in each fit is allowed to vary within the estimated uncertainties.

The predicted  $M_{\ell b}$  distributions are calculated separately for dilepton, single-tagged, and double-tagged data samples, by Monte Carlo simulations of  $t\bar{t}$  and background. The effects of predicted kinematics, decay distributions, detector acceptance, and resolution are all considered. The HERWIG event generator [19] with the MRST h-g PDF set [20] was used to model  $t\bar{t}$  production.

For cases with two possible  $b$  jets that can be matched to a lepton (the dilepton and double-tagged samples), the fit is performed to two-dimensional distributions of  $M_{\ell b(1)}^2$  and

$M_{\ell b(2)}^2$ , thus taking into account that only one can be correct. Naively, this ambiguity in assignments of leptons and  $b$  quarks to one top quark would appear to be problematic in this measurement. However, while correct pairings are limited kinematically by  $M_t^2 - M_W^2$  for a massless  $b$  quark, incorrect pairings often have significantly higher mass. With our two-dimensional fit, mispairings increase the statistical uncertainty in the fit by only 15%.

Systematic uncertainties in the measurement enter the analysis primarily through the prediction of the  $M_{\ell b}$  distributions, and are evaluated by changing assumptions in the Monte Carlo simulation. Listed individually in Table I, all systematic uncertainties added in quadrature represent a 0.21 uncertainty in  $f_{V+A}$ . The largest systematic uncertainties are from the top mass and the jet energy scale. Increasing the top mass will increase  $M_{\ell b}$  in top decay. The measured uncertainty of the top quark mass is 5.1 GeV [21], and an increase in top mass by 1 standard deviation increases  $f_{V+A}$  by 0.19. Sources of systematic uncertainty in the jet energy scale include the calibration of the calorimeter, the simulation of the calorimeter response and the modeling of fragmentation [13]. An increase in the overall jet energy scale by 1 standard deviation would increase  $f_{V+A}$  by 0.14. However, the CDF jet energy scale has a large effect on the world average top mass measurement. Accounting for the correlation between these two effects results in a reduction of the systematic from jet energy scale to 0.04.

Smaller sources of systematic uncertainties were studied in this measurement by observing the effect in simulated pseudorexperiments. Hard gluon bremsstrahlung either in the initial or final state can cause significant mismeasurement of the  $b$  quark jet or can produce a jet which can be

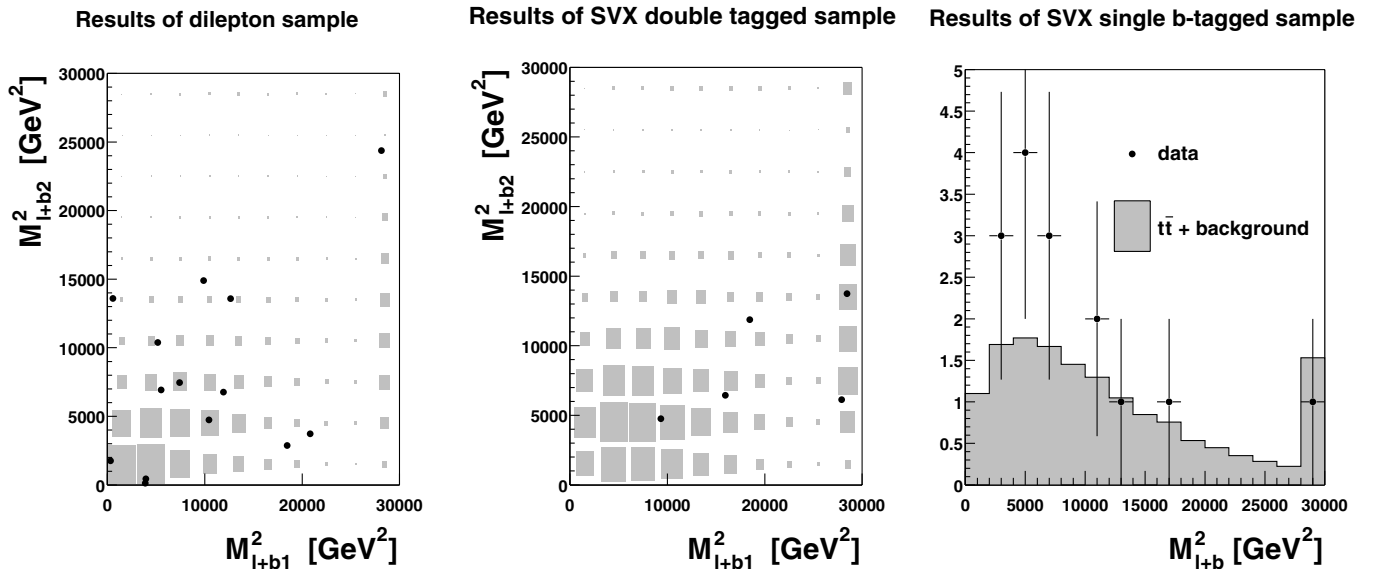


FIG. 2. Data and Standard Model Monte Carlo distributions for each sample. The last bin includes combinations greater than 30 000  $\text{GeV}^2$ , which are predominantly the result of incorrect pairings. Errors are statistical only.

mistaken for the  $b$  quark jet itself. The size of the effect was conservatively estimated by removing all such events from the sample in a simulated measurement. For samples where SVX topological  $b$  tagging was used, the effect of uncertainties in  $b$  tagging efficiency as a function of  $b$  jet  $E_T$  were evaluated. Estimated background rates and distributions in  $M_{\ell b}^2$  were varied as well. The most important of these effects is the uncertainty in the mean  $Q^2$  used in the VECBOS simulation of the  $W$ +jets background as discussed in Ref. [18]. A set of CTEQ [22] and MRST [20] Parton Distribution Functions (PDFs) were compared to the standard PDF set of MRST h-g and found to cause a small spread in the measured  $f_{V+A}$ . Systematic uncertainty due to the limited size of the Monte Carlo simulation samples is also included.

The data and expected standard model distributions are shown for each of the three samples in Fig. 2. We can combine the statistical likelihood as a function of  $f_{V+A}$  for each sample into the joint likelihood shown in Fig. 3. The combined result for  $f_{V+A}$  and its  $1\sigma$  uncertainties are

$$f_{V+A} = -0.21^{+0.42}_{-0.24}(\text{stat.}) \pm 0.21(\text{syst.}) \quad (3)$$

The central value depends on the true top mass,  $f_{V+A}(M_t) = -0.21 + 0.037(M_t - 174.3 \text{ GeV})$ , and the top mass uncertainty is reflected in the systematic error. This central value lies in an unphysical region, but is more consistent with a standard model  $V - A$  interaction for the  $t\bar{b}W$  vertex than a  $V + A$  interaction. We can place a one-sided upper limit on the fraction of rate due to a  $V + A$

component by construction of a Neyman confidence band in the variable  $f_{V+A}$  [23]. This procedure results in an upper limit on  $f_{V+A}$  of 0.80 at 95% confidence level. With the assumption of a standard model longitudinal helicity fraction, this corresponds to  $f_+ < 0.24$  at 95% confidence level.

$W$  polarization in top decays has also been studied at CDF in the same data sample using the lepton  $P_T$  [24] as the observable to discriminate between left-handed and right-handed  $W$  bosons, under the assumption of a fixed longitudinal helicity. These two results have different selection criteria, but share largely overlapping data sets. In addition, the observables themselves are weakly correlated, and a large fraction of the systematic uncertainties are common. Nevertheless, the overall statistical correlation of the two results is only about 0.4. Under the simplifying assumption of Gaussian uncertainties, the combined measurement using both the  $M_{\ell b}$  and lepton  $P_T$  approaches is that the fraction of  $W$  bosons produced in a  $V + A$  interaction is

$$f_{V+A} = -0.07 \pm 0.37(\text{stat.} \oplus \text{syst.}). \quad (4)$$

The combined upper limit is  $f_{V+A} < 0.61$  at 95% confidence level. In terms of the right-handed helicity fraction, this corresponds to  $f_+ < 0.18$  at 95% confidence level. The combined result is inconsistent with a pure  $V + A$  theory at a confidence level equivalent to the probability of a  $2.7\sigma$  Gaussian statistical fluctuation.

In conclusion, we have used the measurement of  $M_{\ell b}$  in  $t\bar{t}$  events to measure the polarization of  $W$  bosons in top decay. The results are consistent with the  $V - A$  theory of the weak interaction. The data are used to set a limit on the fraction of top decays mediated by a  $V + A$  interaction. This is the first result providing significant direct evidence against a pure  $V + A$  theory of weak interactions in top decay; it also provides the first significant limits on partial admixtures of a  $V + A$  interaction with the expected  $V - A$  reaction.

We thank the Fermilab staff and the technical staffs of the participating institutions for their vital contributions. This work was supported by the U.S. Department of Energy and National Science Foundation; the Italian Istituto Nazionale di Fisica Nucleare; the Ministry of Education, Culture, Sports, Science and Technology of Japan; the Natural Sciences and Engineering Research Council of Canada; the National Science Council of the Republic of China; the Swiss National Science Foundation; the A.P. Sloan Foundation; the Research Corporation; the Bundesministerium fuer Bildung und Forschung, Germany; the Korean Science and Engineering Foundation and the Korean Research Foundation; the Particle Physics and Astronomy Research Council and the Royal Society, UK; the Russian Foundation for Basic Research; the Comision Interministerial de Ciencia y Tecnologia, Spain; work sup-

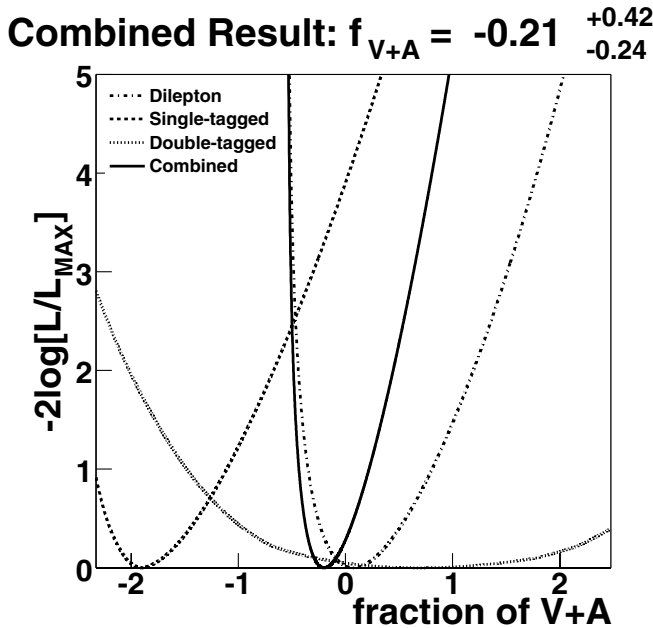


FIG. 3.  $-2\log\mathcal{L}$  as a function of  $f_{V+A}$  for all samples and for the combined likelihood fit. The result for the dilepton sample is  $f_{V+A} = 0.08^{+0.74}_{-0.42}$ , for the single-tagged sample is  $f_{V+A} = -1.91^{+0.69}_{-0.48}$ , and for the double-tagged sample is  $f_{V+A} = 0.63^{+2.62}_{-2.11}$ . Errors are statistical only.

ported in part by the European Community's Human Potential Programme under contract HPRN-CT-20002, Probe for New Physics; and this work was supported by

Research Fund of Istanbul University Project No. 1755/21122001.

- 
- [1] C. T. Hill, Phys. Lett. B **266**, 419 (1991).
  - [2] R. D. Peccei and X. Zhang, Nucl. Phys. B **337**, 269 (1990).
  - [3] G. L. Kane, G. A. Ladinsky, and C. P. Yuan, Phys. Rev. D **45**, 124 (1992).
  - [4] M. Jezabek and J. H. Kuhn, Phys. Lett. B **329**, 317 (1994).
  - [5] C. A. Nelson, B. T. Kress, M. Lopes, and T. P. McCauley, Phys. Rev. D **56**, 5928 (1997).
  - [6] For a review of  $V + A$  theories, see T. D. Lee and C. N. Yang, Phys. Rev. **104**, 254 (1956); J. C. Pati and A. Salam, Phys. Rev. D **10**, 275 (1974); J. Maalampi and M. Roos, Phys. Rep. **186**, 53 (1990); R. Foot, Phys. Lett. B **420**, 333 (1998); S. h. Nam, Phys. Rev. D **66**, 055008 (2002); Q. Shafi and Z. Tavartkiladze, Phys. Rev. D **66**, 115002 (2002); H. S. Goh, R. N. Mohapatra, and S. P. Ng, Phys. Lett. B **570**, 215 (2003).
  - [7] Specifically, G. Triantaphyllou, J. Phys. G **26**, 99 (2000); M. Lindner and G. Triantaphyllou, Phys. Lett. B **430**, 303 (1998).
  - [8] D. Choudhury, T. M. Tait, and C. E. Wagner, Phys. Rev. D **65**, 053002 (2002).
  - [9] K. Fujikawa and A. Yamada, Phys. Rev. D **49**, 5890 (1994).
  - [10] K. Hagiwara *et al.*, Phys. Rev. D **66**, 010001 (2002).
  - [11] T. Tait (private communication).
  - [12] F. Abe *et al.*, Nucl. Instrum. Methods Phys. Res., Sect. A **271**, 387 (1988); D. Amidei *et al.*, Nucl. Instrum. Methods Phys. Res., Sect. A **350**, 73 (1994); P. Azzi *et al.*, Nucl. Instrum. Methods Phys. Res., Sect. A **360**, 137 (1995).
  - [13] CDF Collaboration, F. Abe *et al.*, Phys. Rev. Lett. **80**, 2767 (1998).
  - [14] CDF Collaboration, F. Abe *et al.*, Phys. Rev. Lett. **80**, 2779 (1998).
  - [15] In the CDF coordinate system,  $\theta$  and  $\phi$  are the polar and azimuthal angles, respectively, with respect to the proton beam direction which defines the  $z$  axis. The pseudorapidity  $\eta$  is defined as  $-\text{Intan}\frac{\theta}{2}$ .
  - [16] F. A. Berends, H. Kuijff, B. Tausk, and W. T. Giele, Nucl. Phys. B **357**, 32 (1991).
  - [17] CDF Collaboration, F. Abe *et al.*, Phys. Rev. Lett. **74**, 2626 (1995).
  - [18] CDF Collaboration, T. Affolder *et al.*, Phys. Rev. D **63**, 032003 (2001).
  - [19] G. Corcella *et al.*, J. High Energy Phys. 01 (2001) 010. Both  $t\bar{t}$  samples were generated with HERWIG, the  $V + A$  sample using a custom version with adjustable  $W$  helicity amplitudes.
  - [20] A. D. Martin, R. G. Roberts, W. J. Stirling, and R. S. Thorne, Eur. Phys. J. C **4**, 463 (1998).
  - [21] The Top Averaging Group Collaboration, L. Demortier, R. Hall, R. Hughes, B. Klima, R. Roser, and M. Strovink Report No. FERMILAB-TM-2084 (unpublished).
  - [22] CTEQ Collaboration, H. L. Lai *et al.*, Eur. Phys. J. C **12**, 375 (2000).
  - [23] J. Neyman, Phil. Trans. Royal Soc. London, Series A **236**, 333 (1937); Reprinted in *A Selection of Early Statistical Papers of J. Neyman* (University of California Press, Berkeley, 1967).
  - [24] CDF Collaboration, T. Affolder *et al.*, Phys. Rev. Lett. **84**, 216 (2000).