

University of Nebraska - Lincoln

DigitalCommons@University of Nebraska - Lincoln

Presentations, Working Papers, and Gray
Literature: Agricultural Economics

Agricultural Economics Department

July 2008

Overview of the 2008 Farm Bill

Bradley Lubben

University of Nebraska-Lincoln, blubben2@unl.edu

Follow this and additional works at: <https://digitalcommons.unl.edu/ageconworkpap>



Part of the [Agricultural and Resource Economics Commons](#)

Lubben, Bradley, "Overview of the 2008 Farm Bill" (2008). *Presentations, Working Papers, and Gray Literature: Agricultural Economics*. 23.

<https://digitalcommons.unl.edu/ageconworkpap/23>

This Article is brought to you for free and open access by the Agricultural Economics Department at DigitalCommons@University of Nebraska - Lincoln. It has been accepted for inclusion in Presentations, Working Papers, and Gray Literature: Agricultural Economics by an authorized administrator of DigitalCommons@University of Nebraska - Lincoln.

Overview of the 2008 Farm Bill

Bradley D. Lubben, Ph.D.
**Assistant Professor and Extension
Public Policy Specialist**

**Department of Agricultural Economics
University of Nebraska-Lincoln**



◆ Paper from the 2008 Farm Bill Education Conference

◆ July 8-9, 2008

◆ Kansas City, Missouri

◆ The following presentations summarize various titles and sections of the 2008 Farm Bill and provide program details and mechanics of the new legislation as well as potential impacts of the new programs. The presentations were delivered at the 2008 Farm Bill Education Conference and serve as both an outline of the new programs as well as a working template for further education and analysis. The conference was organized by the University of Nebraska-Lincoln along with Auburn University, The University of Georgia, and Oklahoma State University. The conference was sponsored through grants from the [Farm Foundation](#) and the [North Central Risk Management Education Center](#) along with support from the Southern, Western, and Northeastern risk management education centers and the Digital Center for Risk Management Education, home of the national [Ag Risk Education Library](#).

Farm Bill Timeline

July 7, 2005

- ◆ Secretary Johanns and Orion Samuelson conduct first Farm Bill Listening Session at RFD-TV studio in Nashville.



The Setting for the New Farm Bill

- ◆ The Economic Setting
- ◆ The Budget Setting
- ◆ The Trade Setting
- ◆ The Political Setting



Farm Bill Timeline

May 13, 2002

- ◆ *Farm Security and Rural Investment Act of 2002* enacted.




<u>Commodity</u>	<u>Futures Price</u>
Corn	\$2.10
KC Wheat	\$2.79
Cotton	34.71¢
Rice	\$3.51
Cattle	\$63.13
Lean Hogs	\$46.30
Crude Oil	\$28.38

Farm Bill Timeline

July 7, 2005

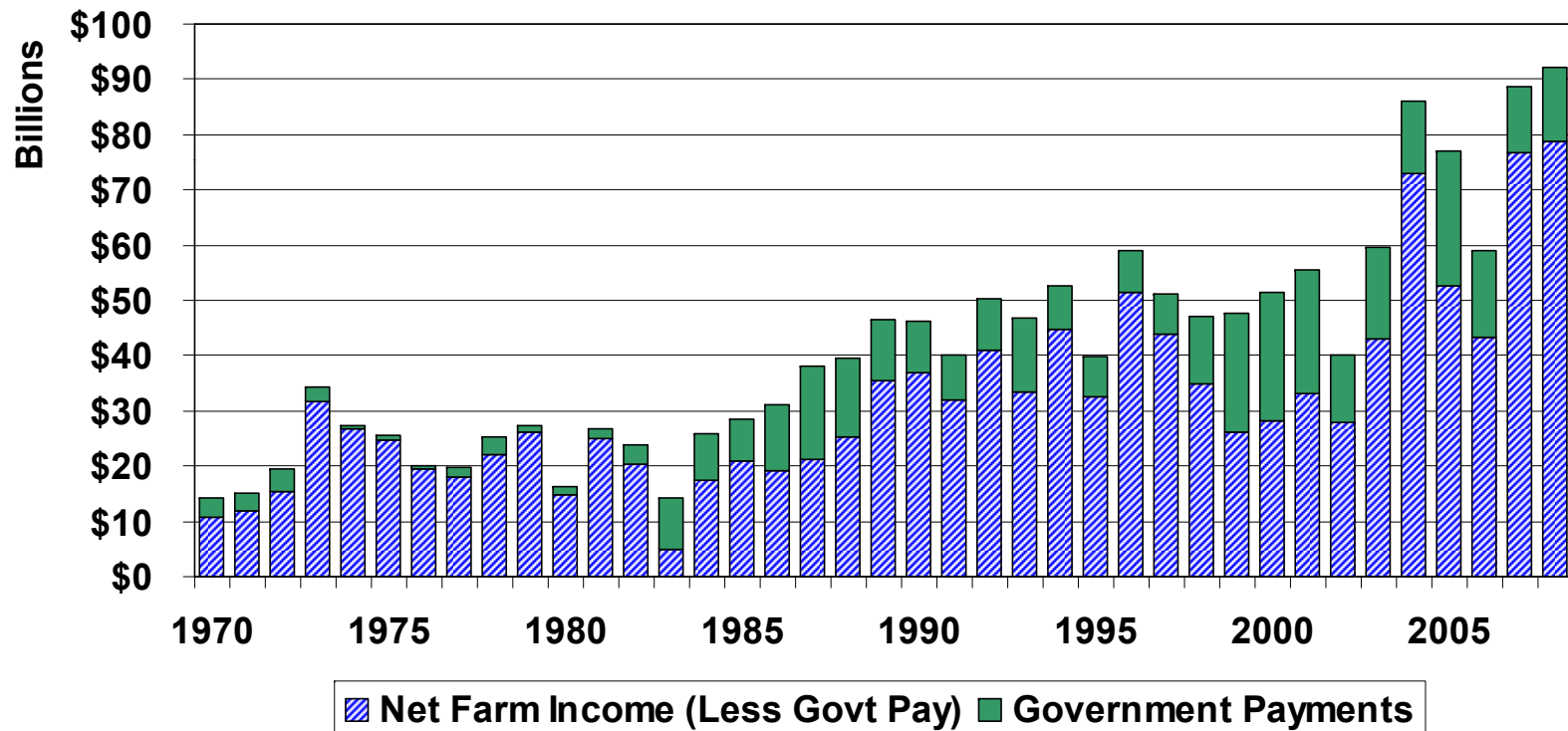
- ◆ Secretary Johanns and Orion Samuelson conduct first Farm Bill Listening Session at RFD-TV studio in Nashville.



<u>Commodity</u>	<u>Futures Price</u>
Corn	\$2.34
Wheat	\$3.38
Cotton	50.90¢
Rice	\$6.18
Cattle	\$80.10
Lean Hogs	\$68.35
Crude Oil	\$60.73

The Economic Setting

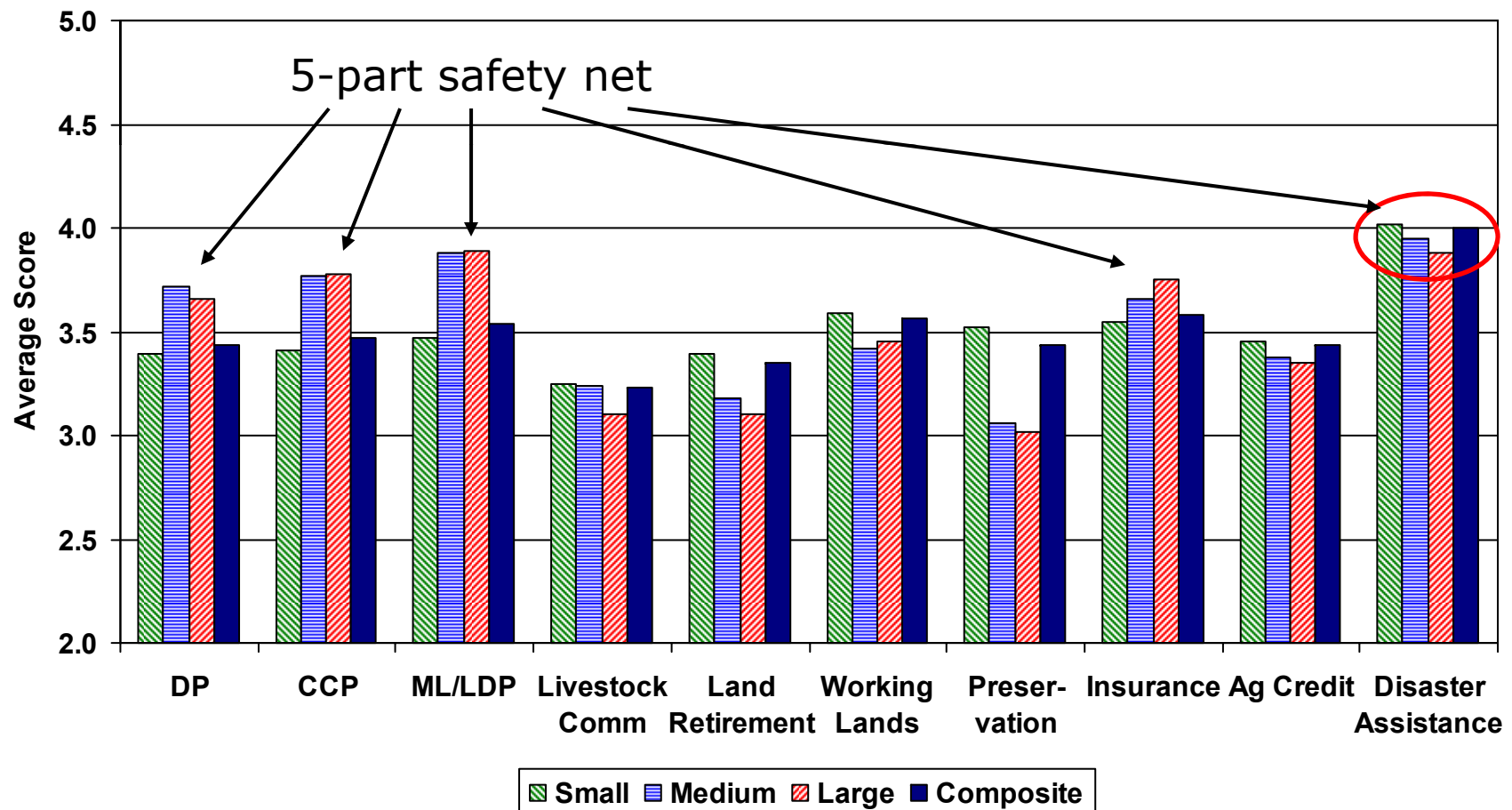
U.S. Net Farm Income and Government Payments



Source: USDA Economic Research Service

Farm Bill Producer Survey

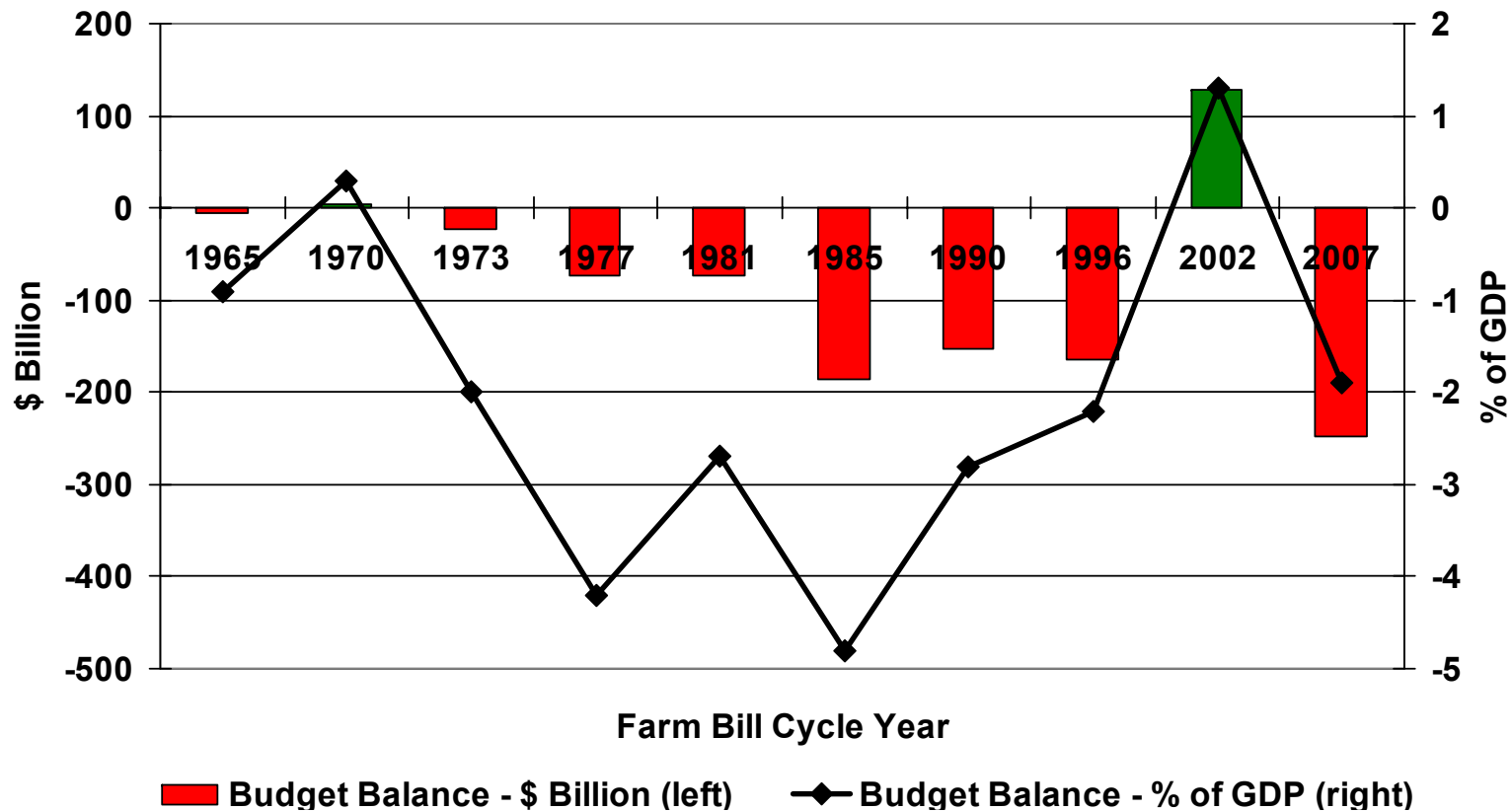
Existing Program Funding Priorities



Note: Average scores by size category (1 = least important, 5 = most important).

The Budget Setting

Deficits Are Not the Only Factor



Source: Congressional Budget Office and other historical sources

The Trade Setting

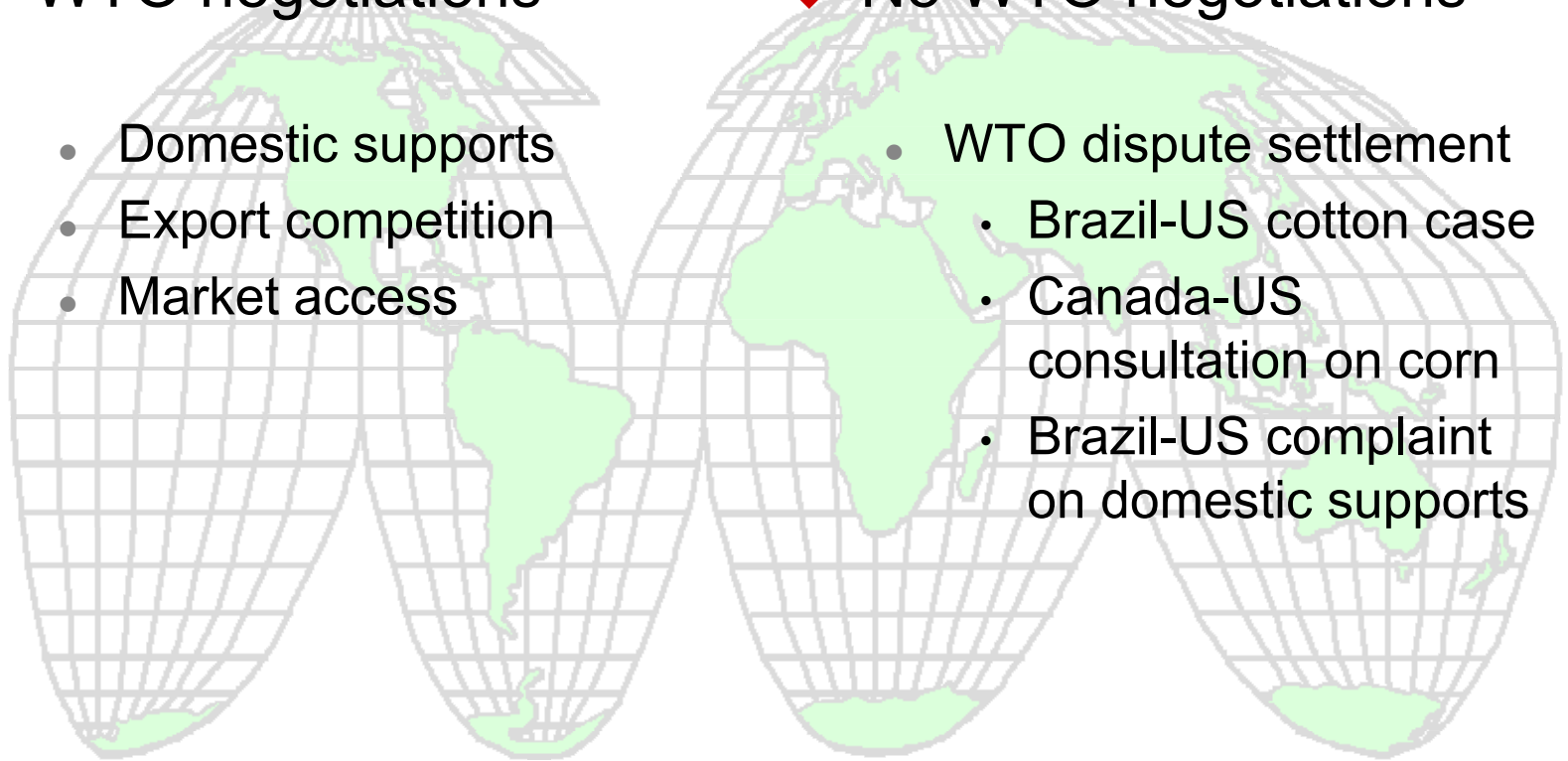
WTO or not WTO?

◆ WTO negotiations

- Domestic supports
- Export competition
- Market access

◆ No WTO negotiations

- WTO dispute settlement
 - Brazil-US cotton case
 - Canada-US consultation on corn
 - Brazil-US complaint on domestic supports



The Political Setting

◆ More players at the table

- Conservation interests want a larger share of money
- Nutrition and food assistance are key to the Farm Bill coalition
- Rural development and energy are looking for funding

**environmental working group's
Farm Subsidy Database**

Search the Database
November 2005 Update
Homepage

STATE & COUNTY DATA // click on a state

NEW in this update
[Overview / News Release](#)
[Congressional District Analysis](#)
[USDA's New Trade Adjustment Program](#)

About the Database
[Related News Coverage](#)

Program Highlights (updated for 2004)
[Step 2 Cotton Program](#)
[The New Peanut Program](#)
[The New Dairy Subsidy Program](#)
[Commodity Certificates](#)

Related Content
[Farms Receiving Government Payments](#)
[Speech: Farm Policy For The Rest of Us](#)
[Buying the Farm](#)

The Farm Subsidy Database has been searched 37,109,056 times since November 29, 2004.

DONATE NOW Support EWG's work on subsidy reform.

NATIONAL SUMMARIES // select your search options below

Browse NATIONAL SUMMARY Information
Access similar summary information from any regional page.

Browse TOP RECIPIENTS for total subsidies
[All programs](#)
[Commodity programs](#)
[Conservation programs](#)
[Disaster programs](#)
Access other top recipient analyses from any regional or program pages.

Browse PAYMENT CONCENTRATIONS:
[1995-2004](#), [2004](#), [2003](#), [2004](#)
Payment concentrations also available by region and program.

Browse TOP REGIONS
[States](#)
[Supplemental Districts](#)
Access county data from state pages.

Browse TOP PROGRAMS
Top programs are also available on state, congressional district and county pages.

Search by ZIP CODE:

EWG supports broad-based reform of federal farm policy by expanding farmland conservation programs to increase assistance especially to the bottom 90% of farm subsidy recipients as well as those completely left out of the current system.

Updated November 2005

www.ewg.org is the website for both Environmental Working Group and EWG Action Fund


Copyright 2005, Environmental Working Group. All Rights Reserved.
Headquarters 1426 U St. N.W., Suite 100 | Washington, DC 20009 | [Contact Us](#)
California Office 1504 Franklin St., Suite 703 | Oakland, CA 94612 | [Contact Us](#)

**SUPPORT OUR WORK
CONTRIBUTE NOW**

Farm Bill Timeline

January 31, 2007

- ◆ Secretary Johanns releases USDA farm bill proposals.

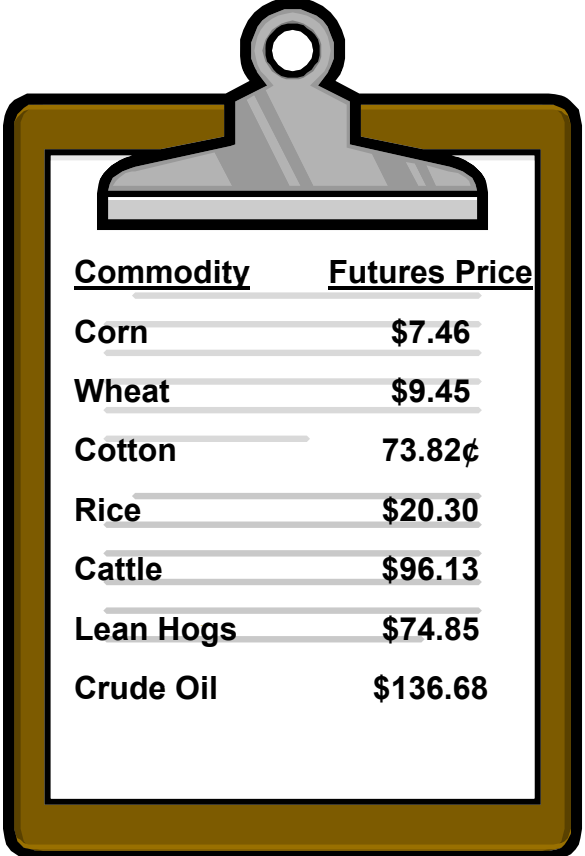


<u>Commodity</u>	<u>Futures Price</u>
Corn	\$4.04
Wheat	\$4.89
Cotton	54.00¢
Rice	\$10.11
Cattle	\$90.23
Lean Hogs	\$64.53
Crude Oil	\$58.14

Farm Bill Timeline

June 18, 2008

- ◆ House and Senate override Presidential veto of H.R. 6124
- ◆ *Food Conservation and Energy Act of 2008* becomes P.L. 110-246
 - 3+ years of deliberation
 - 6-9 months of delay
 - 8 temporary extensions
 - 1 incomplete farm bill veto and override



<u>Commodity</u>	<u>Futures Price</u>
Corn	\$7.46
Wheat	\$9.45
Cotton	73.82¢
Rice	\$20.30
Cattle	\$96.13
Lean Hogs	\$74.85
Crude Oil	\$136.68

The 2008 Farm Bill

More than Just the Farm

- ◆ Commodity Programs
- ◆ Conservation
- ◆ Trade
- ◆ Nutrition
- ◆ Credit
- ◆ Rural Development
- ◆ Research and Related Matters
- ◆ Forestry
- ◆ Energy
- ◆ Horticulture and Organic Agriculture
- ◆ Livestock
- ◆ Crop Insurance and Disaster Assistance Programs
- ◆ Commodity Futures
- ◆ Miscellaneous
- ◆ Trade and Tax Provisions



United States Department of Agriculture

America's Farm Bill

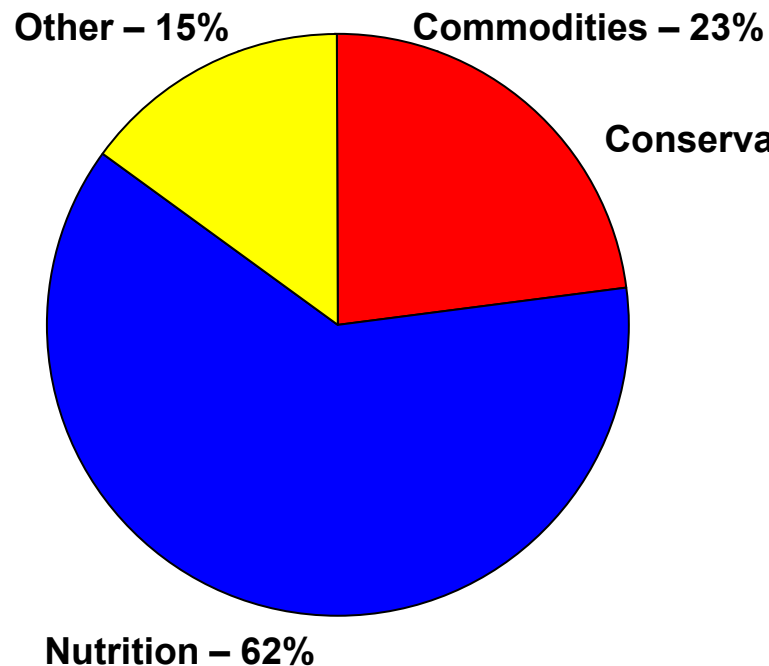


2008

The Budget Picture

U.S. Farm Bill Spending by Category

2002 Farm Bill



2008 Farm Bill

