

University of Nebraska - Lincoln

DigitalCommons@University of Nebraska - Lincoln

M. Eugene Rudd Publications

Research Papers in Physics and Astronomy

1-1996

Energy and Angular Distributions of Electrons from Ion Impact on Atomic and Molecular Hydrogen. IV. 28–114-keV He⁺ + H Collisions

Y.-Y. Hsu

University of Nebraska - Lincoln

M. W. Gealy

University of Nebraska - Lincoln

G. W. Kerby III

University of Nebraska - Lincoln

M. Eugene Rudd

University of Nebraska - Lincoln, erudd@unl.edu

D. R. Schultz

Physics Division, Oak Ridge National Laboratory, Oak Ridge, Tennessee

See next page for additional authors

Follow this and additional works at: <https://digitalcommons.unl.edu/physicsrudd>

 Part of the [Physics Commons](#)

Hsu, Y.-Y.; Gealy, M. W.; Kerby III, G. W.; Rudd, M. Eugene; Schultz, D. R.; and Reinhold, C. O., "Energy and Angular Distributions of Electrons from Ion Impact on Atomic and Molecular Hydrogen. IV. 28–114-keV He⁺ + H Collisions" (1996). *M. Eugene Rudd Publications*. 28.
<https://digitalcommons.unl.edu/physicsrudd/28>

This Article is brought to you for free and open access by the Research Papers in Physics and Astronomy at DigitalCommons@University of Nebraska - Lincoln. It has been accepted for inclusion in M. Eugene Rudd Publications by an authorized administrator of DigitalCommons@University of Nebraska - Lincoln.

Authors

Y.-Y. Hsu, M. W. Gealy, G. W. Kerby III, M. Eugene Rudd, D. R. Schultz, and C. O. Reinhold

Energy and angular distributions of electrons from ion impact on atomic and molecular hydrogen. IV. 28–114-keV He⁺ + H collisions

Y.-Y. Hsu, M. W. Gealy,* G. W. Kerby III, and M. E. Rudd

Department of Physics and Astronomy, University of Nebraska, Lincoln, Nebraska 68588-0111

D. R. Schultz and C. O. Reinhold

Physics Division, Oak Ridge National Laboratory, Oak Ridge, Tennessee 37831-6373

(Received 26 June 1995)

Absolute ionization cross sections for 28–114-keV helium ion impact on atomic hydrogen, differential in energy and angle of the ejected electrons, have been obtained from crossed-beam measurements and previously measured cross sections for molecular hydrogen targets. A radio frequency discharge source produced a mixed atomic and molecular target with a typical dissociation fraction of 74%. Energy spectra were measured from 1.5 to 130 eV by an electrostatic analyzer with a resolution of 5%. The angular range was 15°–160°. Results are compared with calculations based on the first Born, continuum-distorted-wave–eikonal-initial-state, and classical trajectory Monte Carlo methods. Total electron yields are obtained by combining calculations that are separately performed for liberating the target and projectile electrons. Model potentials are used to represent the interparticle-separation-dependent screening of the nuclear charges experienced by the electrons. Though projectile electron emission is a negligible component of the total ionization cross section for the present collision energies, its contribution is significant for particular regions of the spectrum of ejected electrons. Through comparison with our proton-impact data [Kerby *et al.*, Phys. Rev. A **51**, 2256 (1995)], differences and similarities are demonstrated owing to the common asymptotic charge of these two projectiles but differing nuclear charges and the electron carried by the He⁺ ion. Comparisons are also made illustrating the differences between atomic and molecular hydrogen targets.

PACS number(s): 34.50.Fa

I. INTRODUCTION

The theoretical description of the ionization of an atom by ion impact can involve many complexities, such as the necessity of treating electron correlation, the ejection of the electron in the combined two-center field of the projectile and target ions, and quasimolecular effects. In order to separate the various effects and to understand the basic mechanisms, experimental data on simple systems (i.e., those containing the fewest electrons) are crucial. In addition, to provide a stringent test of alternative theoretical descriptions of ionization, information more detailed than the total ionization cross section (TICS) is needed, such as that provided by cross sections differential in the angle and energy of ejected electrons. Towards this end, data for the H⁺ + H system have been presented in a recent paper [1]. The next level of complexity is the consideration of a collision pair involving an atom and an electron-bearing ion. The simplest system of this type is He⁺ + H, data for which are presented here.

This work presents measurements of differential cross sections for the ejection of electrons in He⁺ + H collisions. Since we make measurements which cover a large angle and energy range, we may also obtain values of the TICS by integration. As far as we know there are no TICS measure-

ments for this system in the literature. We report these differential and total cross sections for 28, 48, 67, 95, and 114 keV projectile energies and compare them with theoretical calculations.

The general three-body problem in ion-atom collisions has been treated by various authors [2–5]. However, the He⁺ + H combination constitutes a four-body system. Previous theoretical calculations have been made primarily at high impact energy where, unlike the present case, electron removal from the projectile is a significant component even in the TICS. For example, Boyd *et al.* [6] modified the plane-wave Born approximation formulation of Bates and Griffing [7] to take account of electron emission by the projectile and Manson and Toburen [8] used the Born approximation to calculate differential cross sections for electron emission from 2-MeV He⁺ + He collisions. For low impact energies such as those considered here, the probability of removing the electron from the projectile is much smaller than for removing the less tightly bound target electron. Even so, in particular regions of the angle and energy distribution of the ejected electrons, projectile electron emission plays a significant role.

Also, since the collision velocities involved in this work are rather low (i.e., $v_{\text{projectile}} \lesssim 1$ a.u.) quasimolecular effects may play an important role. Unfortunately, there exists no theoretical description which is presently capable of providing double differential ionization cross sections in this energy range. That is, the theories which provide the most accurate description of low-energy ionization are based on a combined atomic and molecular basis expansion, and conse-

*Present address: Concordia College, Moorhead, MN 56562.

quently it is difficult to include a large enough basis of functions to project simultaneously the electronic angle and energy in the final state. Therefore, to provide a theoretical context for the present experimental measurements, we must apply methods that have been demonstrated to be applicable at somewhat higher energies ($v_{projectile} \gtrsim 1$ a.u.). In particular, we have computed cross sections using the first Born (B1), continuum-distorted-wave-eikonal-initial-state (CDW-EIS), and classical trajectory Monte Carlo (CTMC) approximations. The interparticle-separation-dependent screening of the projectile nuclear charge due to the electron present in He^+ is described by incorporating a model potential to describe this interaction. Similarly, to treat ionization of the projectile, a model potential is used to describe the interaction of the electron present in He^+ with the impinging hydrogen atom.

By comparing the resulting cross sections for He^+ impact with those for H^+ impact, differences in the ejected electron spectrum may be found which result from projectile ionization or from very near collisions in which the target electron experiences a different projectile nuclear charge in the two cases. Also, since the two projectiles have the same ionic or asymptotic charge, portions of the ejected electron spectra will be quite similar. Finally, the direct electron-electron interaction may play a role in the ionization process, but here its effect has only been taken into account theoretically through the screening of the nuclear charges.

This is paper IV of a series of works on double-differential ionization cross sections (DDCS's) for fundamental systems. In paper I [9] the apparatus and method were described for obtaining DDCS's for H from the mixed H and H_2 targets produced by the source. Paper II [1] presented a comparison of our experimental measurements for $\text{H}^+ + \text{H}$ with theoretical results. The experimental method for determining the present cross sections for $\text{He}^+ + \text{H}$ utilizes the H_2 cross sections which were presented in paper III [10]. The effect of excited helium ions in the projectile beam was also discussed in that work.

TABLE I. Measured values of $\sigma(W, \theta)$ in units of 10^{-20} $\text{cm}^2/\text{eV sr}$, $\sigma(W)$ in units of 10^{-20} cm^2/eV , $\sigma(\theta)$ in units of 10^{-20} cm^2/sr , and σ_i (lower right-hand corner) in units of 10^{-20} cm^2 for secondary-electron production in 28-keV $\text{He}^+ + \text{H}$ collisions. Numbers in brackets are powers of 10 by which quantities are to be multiplied.

W (eV)	15°	30°	50°	70°	90°	110°	130°	160°	$\sigma(W)$
1.5	597	51.2	25.6	15.5	14.1	13.8	12.6	13.8	520
2	319	41.3	26.7	12.6	11.8	10.6	10.5	12.0	352
3	82.8	36.7	18.4	9.11	8.33	6.69	7.04	9.75	185
5	67	26.1	12.7	4.79	3.69	3.15	3.55	4.20	117
7.5	38.6	17.9	6.87	2.75	1.89	1.69	1.91	2.27	67.9
10	26.8	12.9	5.37	1.96	1.01	1.04	1.23	1.53	47.6
15	11.1	5.40	2.32	0.640	0.556	0.534	0.586	1.10	20.8
20	4.77	2.52	0.887	0.346	0.135	0.253	0.369	0.368	9.02
30	0.739	0.660	0.307	0.074 7	0.229	0.049 7	0.059 5	0.111	2.57
50	0.129	0.113	0.186	0.010 9	0.008 72	0.004 15	0.004 86	0.027 3	0.595
75	0.013 6	0.007 69	0.004 58	0.001 48	4.00[-4]	5.26[-4]	5.60[-4]	0.009 76	0.040 0
100	9.19[-4]	8.65[-4]	2.83[-4]	6.86[-4]	2.41[-4]	2.39[-4]	3.16[-4]	9.01[-4]	0.005 92
130		1.59[-5]		2.40[-5]		1.38[-6]		3.95[-4]	5.45[-4]
$\sigma(\theta)$	2370	389	174	84.3	71.7	65.9	64.9	79.1	2530

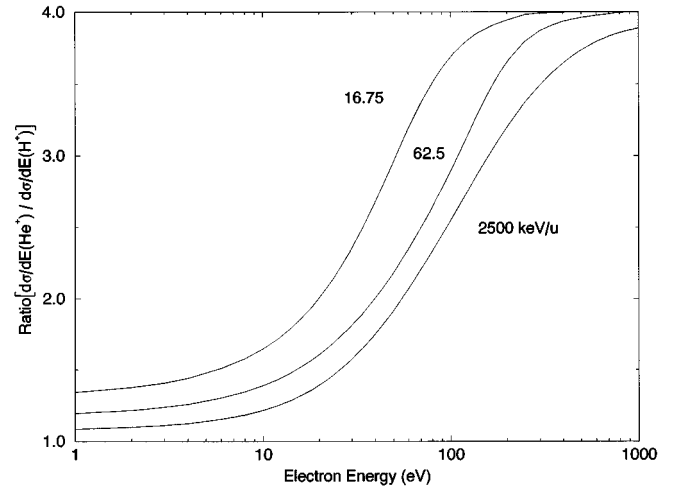


FIG. 1. Ratio of the single-differential ionization cross section for He^+ impact on atomic hydrogen to that for H^+ impact, as a function of ejected electron energy, computed in the Born approximation for 16.75-, 62.5-, and 2500-keV/u projectiles for target electron emission.

II. THEORY

In this work, we make a comparison of the present experimental measurements with the three most widely applied theoretical methods for ionization in intermediate-energy ion-atom collisions. These methods were described in paper II [1], so we describe only the differences necessary to treat an electron-bearing projectile through a model potential U_p . To treat projectile electron emission, the roles of target and projectile are reversed and the calculation is repeated. A simple frame transformation then yields the projectile electron spectrum in the laboratory frame, which can be summed with the target electron spectrum to obtain the total electron yield (see Ref. [11] for a more comprehensive description). The role of direct electron-electron interaction is ignored.

The model potential can be easily incorporated within the

TABLE II. Same as Table I for 48 keV.

W (eV)	15°	30°	50°	70°	90°	110°	130°	160°	$\sigma(W)$
1.5	761	181	29.8	16.7	11.5	12.6	11.5	7.82	714
2	635	116	25.8	16.6	10.3	10.9	10.4	9.66	578
3	460	69.1	22.7	13.8	8.67	10.7	9.56	9.25	430
5	137	60.2	22.0	10.4	6.66	6.91	7.58	5.35	235
7.5	166	60.5	18.3	7.79	4.18	4.02	4.11	3.11	216
10	144	53.6	14.1	5.76	3.40	2.83	2.94	4.70	183
15	78.4	33.6	8.00	2.67	1.84	1.59	2.01	1.48	103
20	37.0	16.8	3.86	1.36	0.879	1.19	0.871	0.947	50.7
30	6.72	3.75	1.06	0.365	0.485	0.236	0.282	0.313	12.0
50	0.289	0.305	1.19	0.061 2	0.024 7	0.023 0	0.035 8		2.86
75	0.470	0.044 1	0.021 5	0.008 61	0.002 48	0.002 43	0.003 81		0.347
100	0.009 30	0.003 66	0.003 69	0.001 14	1.87[-5]	7.05[-4]	0.009 47		0.040 4
130	0.001 30	0.001 35	7.58[-4]	2.64[-4]	1.95[-4]				0.004 24
$\sigma(\theta)$	4480	1410	359	149	101	101	101	83.8	5200

first-order Born (B1) approximation since the corresponding T matrix reduces to

$$T^{\text{B1}}(\vec{k}, \vec{q}) = \tilde{U}_p(\vec{q}) \int d^3r \psi_{\vec{k}, Z_t}^{-*}(\vec{r}) e^{i\vec{q} \cdot \vec{r}} \varphi_{\alpha_i}(\vec{r}) \quad (1)$$

where φ_{α_i} and $\psi_{\vec{k}, Z_t}^{-*}$ are the initial and final states of the electron, respectively, \vec{k} is the momentum of the electron, Z_t is the target nuclear charge, \vec{q} is the momentum transferred from the projectile, and \tilde{U}_p is the Fourier transform of U_p . Therefore the T matrix for a partially stripped ion with asymptotic charge Z_p is related to the T matrix for a fully stripped ion with the same charge by a simple multiplicative factor,

$$T^{\text{B1}} = - \left(\frac{q^2 \tilde{U}_p(\vec{p})}{4\pi Z_p} \right) T_{\text{fully stripped}}^{\text{B1}} \quad (2)$$

The inclusion of a non-Coulomb projectile field within the CDW-EIS approximation is a much more tedious task which, to our knowledge, has only been achieved for neutral projectiles [12]. We use this procedure to compute the electron emission from He^+ , in which case the impinging particle is neutral H. Because of its inherent difficulties, the effect of the non-Coulombic projectile core in the CDW-EIS calculation for ionization of H by He^+ impact is only estimated here using the same multiplicative factor as in the B1 approximation.

The form chosen for U_p was taken from Garvey *et al.* [13], and is given by a two-parameter formula which fits tabulated Hartree-Fock orbital energies. It is essentially equivalent to the ordinary electrostatic screening potential derived from the charge density given by the wave function of the electron in He^+ or H. The same potentials have been used to replace the projectile-target-electron interactions in the CTMC calculations.

The basic effect of the model potential used to represent the He^+ core on the spectrum of electrons ejected is illus-

TABLE III. Same as Table I for 67 keV.

W (eV)	15°	30°	50°	70°	90°	110°	130°	160°	$\sigma(W)$
1.5	921	229	39.2	23.1	8.92	8.17	6.51	8.94	844
2	787	190	32.5	21.2	8.26	7.50	4.77	7.32	717
3	687	137	29.9	17.3	6.94	6.08	6.16	5.25	601
5	452	103	29.0	13.1	6.33	5.31	5.13	3.01	436
7.5	263	102	27.5	11.7	4.74	3.84	3.70	7.47	332
10	280	96.3	23.4	8.39	4.12	2.87	5.74	2.96	318
15	224	77.4	15.1	4.63	2.46	4.52	1.55	1.15	237
20	140	52.9	9.55	2.49	1.59	1.47	0.893	0.891	150
30	50.2	19.1	3.15	0.935	0.980	0.403	0.388	0.368	54.4
50	3.61	1.32	2.13	0.135	0.063 9	0.056 4	0.064 8		7.48
75	6.07	1.29	0.052 1	0.019 3	0.009 20	0.006 13	0.009 19		4.38
100	0.054 9	0.026 8	0.011 8	0.003 23	0.002 71	0.001 56	8.84[-4]		0.090 6
130	0.008 12	0.006 06	0.002 47	0.001 69	1.50[-4]	1.94[-4]	1.70[-4]		0.018 5
$\sigma(\theta)$	8860	2600	585	221	110	98.2	91.3	76.4	9000

TABLE IV. Same as Table I for 95 keV.

W (eV)	15°	30°	50°	70°	90°	110°	130°	160°	$\sigma(W)$
1.5	1211	457	104	33.0	15.2	12.2	15.0	11.1	1380
2	1100	367	85.7	29.3	11.6	11.0	11.6	10.5	1180
3	923	287	67.0	21.1	9.27	9.47	8.43	9.15	953
5	720	187	54.2	16.9	6.21	4.88	5.19	6.67	703
7.5	518	146	46.9	14.0	4.33	3.60	4.50	3.37	534
10	377	134	42.1	11.9	3.72	5.89	3.67	2.68	440
15	314	119	30.3	7.07	2.59	3.00	1.49	1.49	350
20	256	95.5	20.1	4.20	5.64	1.27	0.889	0.829	278
30	138	54.1	8.90	2.05	0.820	0.652	0.506	0.525	143
50	21.6	8.75	1.71	0.391	0.181	0.149	0.131	0.167	23.8
75	1.20	5.02	0.176	0.047 0	0.018 4	0.024 4	0.027 0	0.071 7	5.94
100	0.123	0.092 6	0.035 6	0.009 71	0.003 43	0.005 74	0.005 37	0.023 3	0.288
130	0.017 8	0.014 7	0.006 13	0.023 7	1.99[-4]	0.001 08	5.60[-4]	0.005 64	0.048 6
$\sigma(\theta)$	14 000	5080	1190	325	146	123	111	99.9	15 300

trated in Fig. 1. In this case, the Born approximation has been used to compute the ratio of the target single differential cross section (SDCS) as a function of electron energy for $\text{He}^+ + \text{H}$ to that for $\text{H}^+ + \text{H}$. The result is plotted for fixed projectile kinetic energy per amu, that is, for equal He^+ and H^+ velocities. This figure shows that fast ejected electrons experience the bare nuclear charge of the ion since they originate in close collisions. The $[(d\sigma/dE)(\text{He}^+)]/[(d\sigma/dE)(\text{H}^+)]$ ratio tends to a value of 4 since the Born approximation scales as the square of the charge. For slow electrons, the ratio is closer to 1 since these electrons originate primarily from distant collisions where the ionic charges of the two projectiles are the same. The deviation from being strictly 1 is due to the fact that even for very close collisions slow electrons can be produced.

We have compared our CTMC total cross sections for target electron emission in $\text{He}^+ + \text{H}$ with those computed by Willis *et al.*, [14] who used semiempirical potentials and incorporated a more complicated CTMC procedure. The present CTMC TICS's are approximately 25% smaller than

those of Willis *et al.*, and the effects of their approach on the differential cross sections would be difficult to estimate since they were not computed by those authors.

III. RESULTS

Detailed descriptions of the apparatus, experimental method, theory of the measurement, and the reliability were given in paper III [10] and will not be repeated here. In addition, much of the physics underlying the spectrum of ejection of electrons in this type of collision was presented and discussed in paper II [1], so we will concentrate here on the new features engendered by the change of projectile. Absolute values of the DDCS's are given in Tables I–V for five incident energies (28, 48, 67, 95, and 114 keV). The DDCS's were numerically integrated over electron angle or energy to obtain the single differential cross sections (SDCS's) and over both angle and energy to obtain the TICS's, which are also given in the tables.

TABLE V. Same as Table I for 114 keV.

W (eV)	15°	30°	50°	70°	90°	110°	130°	160°	$\sigma(W)$
1.5	1510	647	164	61.6	25.6	17.1	15.1	15.3	1910
2	1360	543	140	53.6	20.4	12.6	11.7	12.8	1650
3	1090	383	103	41.4	16.6	10.4	7.83	16.6	1260
5	782	233	68.7	25.4	8.45	5.28	8.07	6.27	831
7.5	587	178	55.7	18.9	5.28	4.53	3.58	2.78	624
10	466	151	47.2	14.5	4.47	3.39	1.81	2.36	507
15	341	129	38.1	9.76	3.17	1.75	1.44	1.63	392
20	298	102	23.7	5.51	2.44	1.11	0.722	0.766	306
30	189	67.7	11.8	3.66	0.934	0.558	0.382	0.465	189
50	48.0	16.5	2.75	0.563	0.245	0.146	0.125	0.162	46.4
75	4.49	3.93	0.592	0.086 1	0.050 9	0.031 9	0.027 9	0.062 9	7.43
100	2.13	0.230	0.052 1	0.015 1	0.016 3	0.006 84	0.005 69	0.031 4	1.49
130	0.054 9	0.030 2	0.013 1	0.003 58	0.003 68	0.001 41	0.001 93	0.002 87	0.105
$\sigma(\theta)$	17 500	6370	1590	517	189	124	106	120	19 500

TABLE VI. Total cross section for ionization in 28-, 48-, 67-, 95-, and 114-keV He⁺ impact of atomic hydrogen. The present measurements of the double-differential cross section have been integrated to yield the total cross section. Also tabulated are the present CTMC, CDW-EIS, and B1 results. Numbers marked with an asterisk give the contribution from projectile electron emission while the other cross sections represent the sum of target and projectile emission. All cross sections here are given in units of 10⁻¹⁶ cm².

		Total ionization cross section			
Energy	Energy/u	Experiment	CTMC	CDW-EIS	B1
28 keV	7 keV	0.253	0.049	0.053	1.5
			0.0011*	0.030*	0.0031*
48	12	0.52	0.25	0.33	2.4
			0.0047*	0.081*	0.013*
67	16.75	0.9	0.49	0.79	2.8
			0.012*	0.14*	0.024*
95	23.75	1.53	0.82	1.5	3.0
			0.026*	0.19*	0.040*
114	28.5	1.95	1.0	1.9	3.0
			0.042*	0.22*	0.048*

A. Total cross sections

A number of interesting features may be seen by inspection of the TICS's for He⁺ + H, H₂ and by comparing them with TICS's for H⁺ + H, H₂. To begin with, the present experimental measurements are compared with theoretical results in Table VI. The results of the CTMC and CDW-EIS calculations substantially underestimate the cross section at the lowest impact energies, but the CDW-EIS approximation reaches the level of the experiments at the highest energy measured, while the CTMC method still underestimates the TICS by a factor of almost two. The B1 approximation is significantly larger than experiment for all impact energies

TABLE VII. Ratio of TICSs for H⁺ or He⁺ impact on molecular hydrogen and atomic hydrogen [$\sigma(\text{H}_2)/\sigma(\text{H})$] as a function of collision energy per amu. Cross sections are for the present experiments for He⁺+H, H₂ [10] and our previous measurements for H⁺+H, H₂ [9,1]. Also shown are the results of measurements by Shah and Gilbody for H targets [16] (*) and H₂ targets [15] (†). All cross sections are in units of 10⁻¹⁶ cm².

Energy/u	Total ionization cross section				Ratio ($\sigma(\text{H}_2)/\sigma(\text{H})$)
	H ⁺ +H	H ⁺ +H ₂	He ⁺ +H	He ⁺ +H ₂	
7 keV/u			0.253	0.817	3.23
12			0.52	1.14	2.19
16.75			0.9	1.59	1.77
20	0.781	1.03			1.32
23.75			1.53	1.59	1.04
28.5			1.95	2.63	1.35
45	1.399*	1.98†			1.42
48	1.44	2.14			1.49
67	1.63	2.39			1.47
67	1.342*	2.15†			1.60
95	1.48	2.41			1.63
100	1.116*	2.02†			1.81
114	1.17	1.97			1.68
200	0.707*	1.33†			1.88
500	0.388*	0.728†			1.88
1000	0.197*	0.400†			2.03
1500	0.139*	0.300†			2.16

considered. The agreement of experiment and theory improves for increasing impact energy as expected. However, this impact energy range is clearly too low for the bulk of the ionizing events (i.e., low-energy electron production) to be simulated within the assured range of applicability of these theories (see the discussion in paper II [1] of the range of applicability of these theories). They do give insight as to the

TABLE VIII. Ratio of total ionization cross sections for He⁺ impact of H to that for H⁺ + H. The experimental ratios have been computed by using the present measurements for He⁺ impact and dividing by values interpolated for H⁺ measured by Piekma *et al.* [17] and Shah and Gilbody [16]. Theoretical ratios have been directly computed from calculations for each projectile, neglecting projectile ionization. Also shown are experimental ratios for He⁺ and H⁺ impact of H₂. In this case, the He⁺ data are from the present measurements and the H⁺ impact cross sections are from values recommended on the basis of a number of existing experiments and theories [18]. The experimental ratio at 500 keV/u was taken from these recommended data as well.

Energy/u	$\sigma(\text{He}^+ + \text{H}_2)/\sigma(\text{H}^+ + \text{H}_2)$		$\sigma(\text{He}^+ + \text{H})/\sigma(\text{H}^+ + \text{H})$		
	Experiment (H ₂)	Experiment (H)	CTMC	CDW-EIS	B1
7 keV	4.59	2.34	1.72	1.89	1.84
12	3.49	1.92	1.56	1.73	1.68
16.75	3.22	1.81	1.85	1.61	1.62
23.75	1.81	1.76	1.66	1.64	1.58
28.5	2.19	1.76	1.49	1.63	1.56
62.5			1.19	1.59	1.53
500	1.81		1.76	1.43	1.42
2 500			2.53	1.35	1.39
25 000			2.84	1.28	1.32
250 000			3.79	1.23	1.27

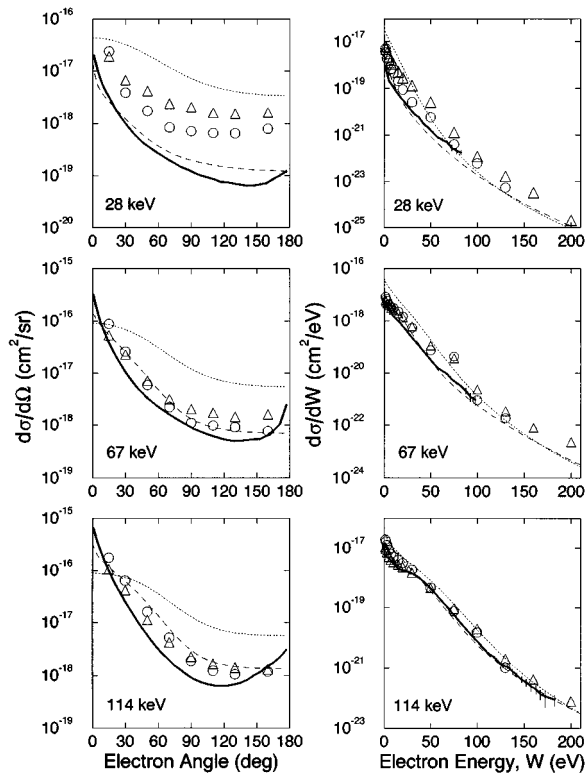


FIG. 2. Single-differential cross section for ionization as a function of electron ejection angle and energy for 28-, 67-, and 114-keV He^+ impact on H and H_2 . Circles, present experiment for H targets; triangles, present experiment [10] for H_2 targets divided by 2; solid line, CTMC; dashed line, CDW-EIS; dotted line, Born approximation. All theoretical calculations are for atomic hydrogen targets and include electron emission from both the target and projectile.

relative contributions of projectile and target electron emission, and the role of screening of the nuclear charges on the spectrum of ejected electrons.

The measured data for impact on either atomic or molecular hydrogen, along with other data available in the literature, help illustrate the differences in the total yield of electrons between these two targets (see Table VII). A simple picture might suggest that, since the binding energies and wave functions are quite similar in H and H_2 , twice as many electrons would be ionized from H_2 as from H. This simple model is valid at high impact energies when the dominant electron removal channel is direct single ionization. For lower energies, the behavior of this ratio is governed by the competition among different electron removal channels including the two-electron processes possible for H_2 (double ionization, transfer ionization, and dissociative ionization). For example, the present results at the lowest impact energies show that the ratio can be significantly larger than 2 in this limit. Then, as impact energy is increased, the ratio reaches a minimum near 1, a result that Shah and Gilbody [15] attributed to the contribution of transfer ionization. That is, in transfer ionization, fewer electrons are liberated to the continuum on average and the ratio is therefore less than 2.

The present experiment and theory allow comparison not only of the differences between H and H_2 targets, but also differences arising from the variation of projectile nuclear

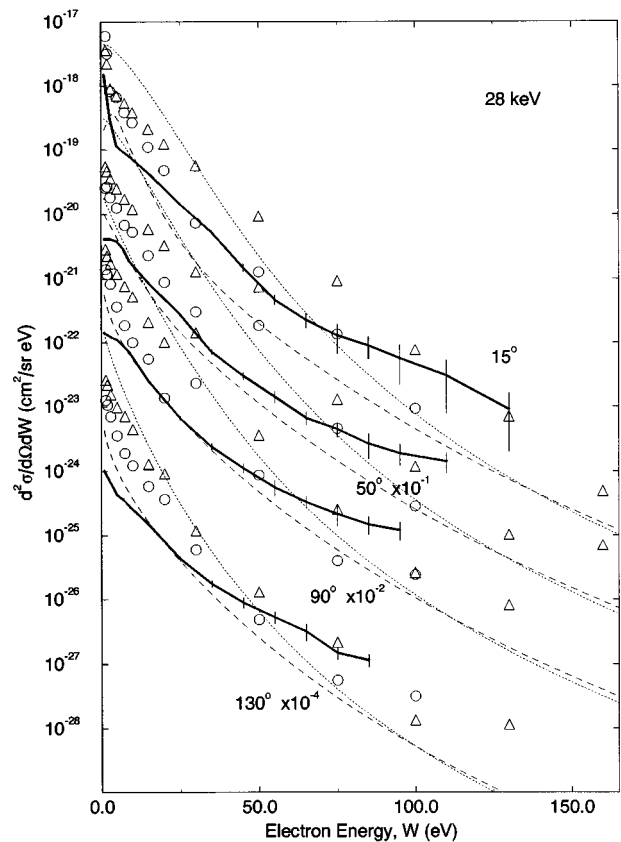


FIG. 3. Double-differential cross section for ionization as a function of ejection energy for 28-keV He^+ impact on H and H_2 , at a wide range of ejection angles (15° , 50° , 90° , and 130°). The symbols are as indicated in Fig. 2.

charge for a fixed ionic charge. Table VIII gives the ratio of the TICS for He^+ impact divided by that for H^+ impact at equal velocities. Perhaps the most obvious conclusion one may draw is that this ratio is consistently greater than 1, implying that there is always a significant contribution from close collisions between the target electron and the projectile nucleus. In the absence of this penetration of the projectile core, the ratio would be 1. This penetration affects not only one-electron processes but also two-electron processes, as evidenced by the ratio displayed for H_2 targets. In this case, the enhancement of the electron production for He^+ impact over that for H^+ impact is even larger than for H targets. A small contribution also comes from the ejection of electrons from He^+ , but at these impact energies theory predicts that this accounts for only a few percent of the TICS.

Regarding the experimental measurements, the largest enhancement due to the electron carried by the He^+ projectile occurs for the lowest collision velocities. The theoretical calculations also show this trend except that the ratio for the CTMC calculation also begins to rise at the highest energies. Quantum mechanically, dipole-allowed large impact parameter collisions play a dominant role at the higher collision energies, and therefore the ratio is smaller, H^+ and He^+ looking more similar. However, dipole transitions are classically suppressed and only small impact parameter collisions are effective in removing an electron. Therefore the He^+ ion with its larger nuclear charge produces more ionization and the ratio eventually increases with increasing energy

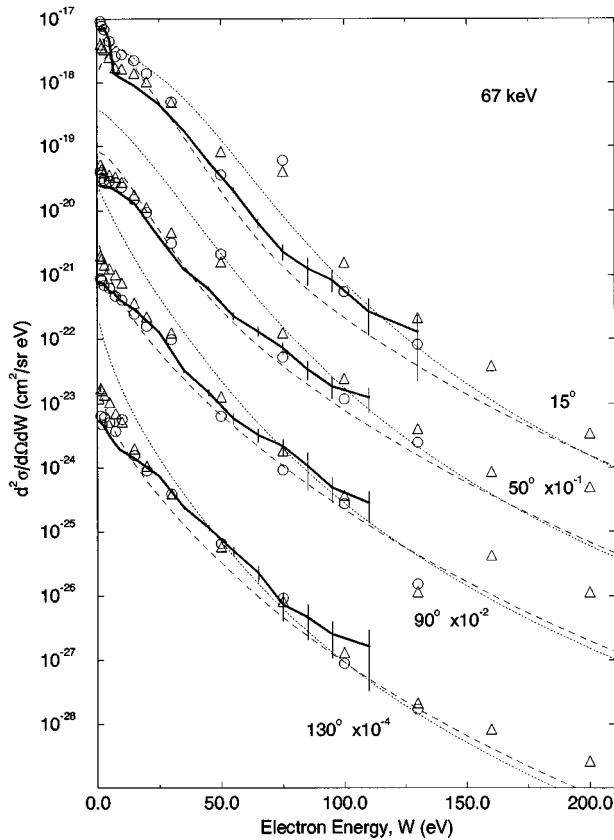


FIG. 4. Same as Fig. 3 except for 67-keV He^+ impact.

for the CTMC model. Moreover, the classical enhancement of the ratio is associated with the correlation between the position and momentum of the electron violating the Heisenberg uncertainty principle, which makes the ionization probability diverge at small impact parameters [19].

B. Single-differential cross sections

In Fig. 2, we illustrate the behavior of the single-differential cross sections for three impact energies spanning the present measurements. For the highest energy displayed, 114 keV, the ratio of the projectile velocity to that of the target electron in its initially bound state, $v_{\text{projectile}}/v_{\text{electron}} = 1.07$, is high enough so that the range of validity of the CTMC and CDW-EIS approximations is reached, but only at the lower limit [1]. For example, at this energy reasonable agreement is observed among all the theoretical approaches, and with the experimental measurements, regarding the energy distribution of the ejected electrons. This spectrum shows that the emission of electrons is dominated by ejection of low-energy electrons. A shoulder or plateau is observed at around 45 eV which is due to the binary encounter peak in the DDCS, summed over all angles of ejection. Beyond this region the cross section drops off rapidly. Compared to proton impact at the same velocity, this shoulder is more pronounced due to the penetration of the electron into the He^+ core. This screening enhances the fast electron yield relative to the slow electron yield as demonstrated in Fig. 1.

The agreement between theories and experiment for 114 keV is not as complete regarding the angular distribution of

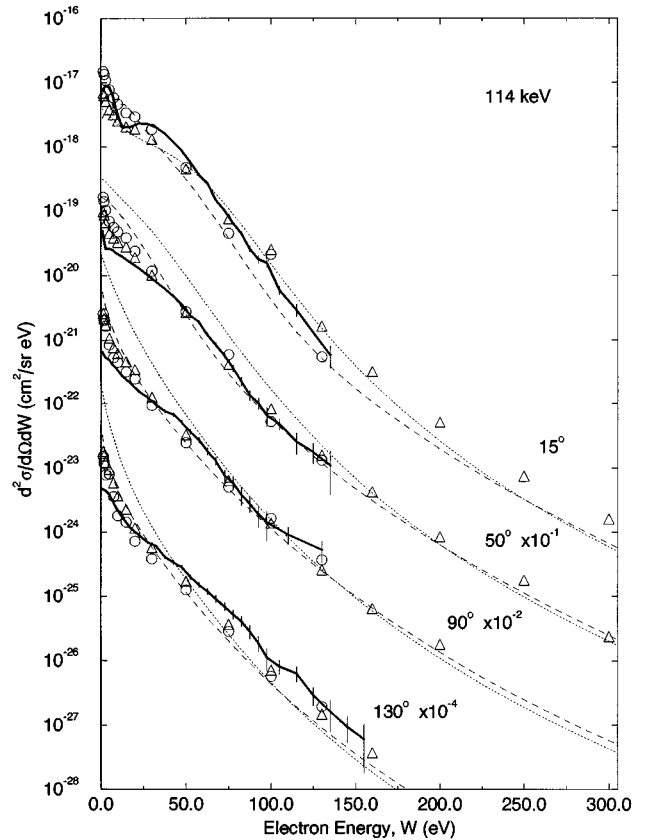


FIG. 5. Same as Fig. 3 except for 114-keV He^+ impact.

electrons and a well known failure of the B1 approximation is seen at small angles. In this portion of the spectrum, it is critical to represent the outgoing electron as evolving in the combined field of both the projectile and residual target ions since production of “saddle-point” and “cusp” electrons play a very important role. The CDW-EIS and CTMC approximations account for these interactions and give a better agreement with experiment, predicting reasonably well the shape of the angular SDCS.

The largest contribution to the SDCS from projectile electron emission is present for the CDW-EIS model, increasing significantly the fast and backward electron ejection. At an impact energy of 114 keV, without the projectile electron emission CDW-EIS underestimates the experimental SDCS by one order of magnitude at 100 eV electron energy and by two orders of magnitude at 200 eV or for angles greater than about 100° . The most notable effect on the CTMC cross section from projectile electron emission results in an upturn of the SDCS for large ejection angles. For the B1 approximation, the contribution is small except for the highest electron energies depicted. In addition, the theories do a progressively worse job of reproducing well the angular distribution of ejected electrons for the lower collision energies, but yield reasonable agreement with the experiment regarding the distribution of ejected electron energies.

C. Double-differential cross sections

Displayed in Figs. 3 through 5 are the double-differential ionization cross sections for 28, 67, and 114 keV He^+ impact of H and H_2 . Just as the SDCS represents a more stringent test of theory and experiment than does a comparison of

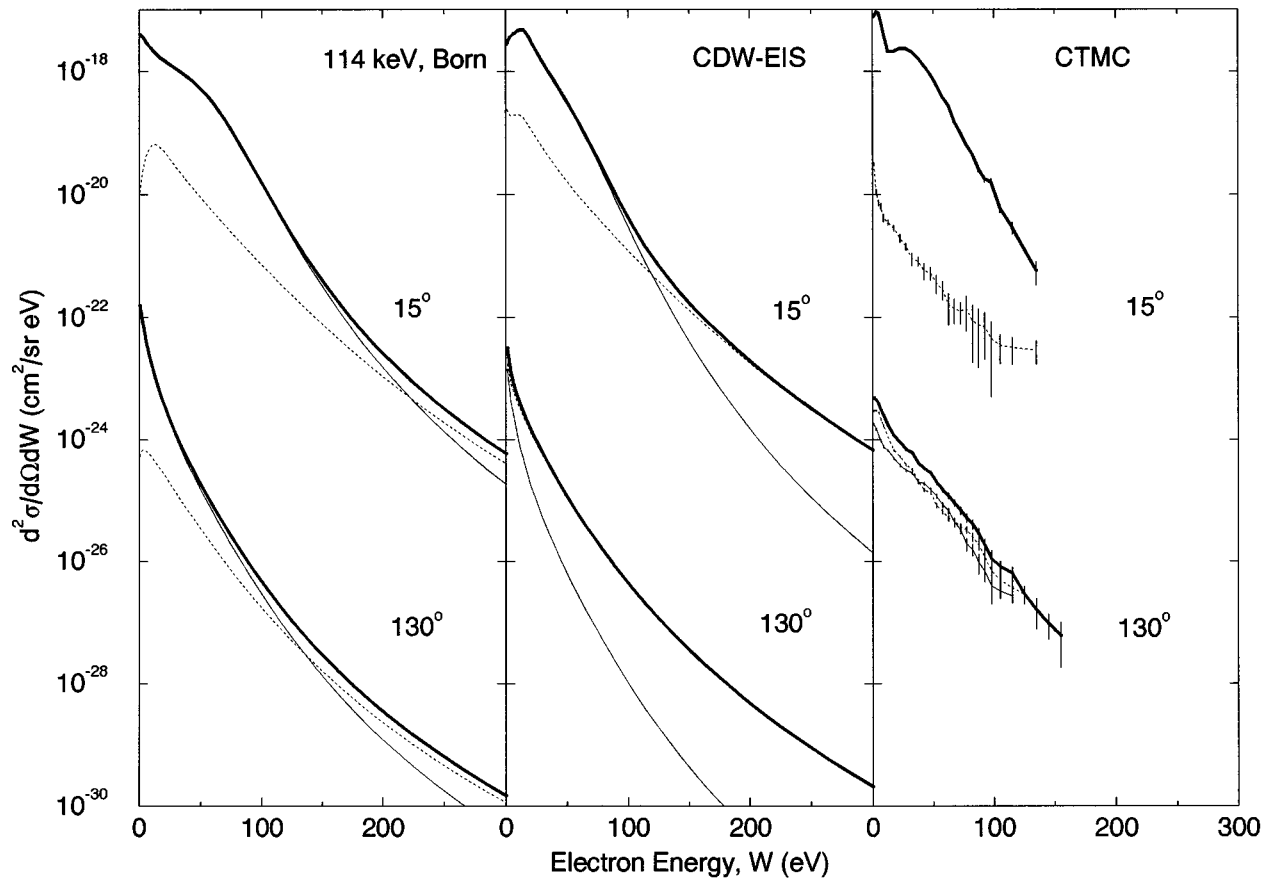


FIG. 6. Illustrated here is the contribution to the DDCS (solid line) from electron emission from the target (light solid line) and from the projectile (dashed line) for 114-keV He^+ impact on H in the first Born, CDW-EIS, and CTMC approximations.

only total cross sections, the DDCS likewise provides a more detailed discriminant than the SDCS.

For 28 keV, there does not appear to be good agreement between any of the theories and the experiment, but for the higher impact energies at least reasonable agreement begins to be obtained. Perhaps surprisingly, the B1 approximation reproduces the intermediate and fast electrons fairly well, but significantly overestimates the slow electron yield. The CTMC results seem to describe satisfactorily the fast electron cross sections, but underestimate the slow electron production. At low electron energies both the CTMC calculation and the experiments display a rapid change of slope. This is due to a remainder of the electron-capture-to-the-continuum cusp at larger ejection angles [9].

The good general agreement of the CDW-EIS results with the measurements is found to be fortuitous in that the target electron emission is expected to be substantially underestimated (as demonstrated in paper II [1]) and the projectile electron emission appears to be significantly overestimated. The specific contribution from target and projectile electron emission is illustrated in Fig. 6 for each of the theories as a function of electron energy for both a small and large ejection angle. One immediately sees that projectile electron emission is most significant at backward angles. This is because most electrons removed from the projectile are ejected with low energy and are emitted into the forward direction in the projectile frame, which is the backward direction in the

target frame. This is simply the normal behavior of the spectrum of electrons ejected in ion-atom collisions, transformed into the laboratory frame. For example, note that the target electron contribution is dominant at small energies for forward emission. Also note that projectile electron emission becomes dominant for high ejection energies because the He^+ electron has a greater binding energy and therefore a broader electronic momentum distribution. The relative contributions of target and projectile electron emission, and the crossover point in ejection energy where projectile electron emission becomes dominant, are quite different for the three theories. Based on our experience and the known limits of validity of these approximations, we expect the behavior of the CTMC results to be closest to that which occurs in actuality.

In order to directly compare H^+ and He^+ impact at equal velocities, in Fig. 7 we display our previous results for 20 keV ($v_{\text{projectile}} = 0.895$ a.u.) $\text{H}^+ + \text{H}, \text{H}_2$ and the present measurements for 67 keV ($v_{\text{projectile}} = 0.819$) $\text{He}^+ + \text{H}, \text{H}_2$. The most striking feature of this comparison is the enhanced production of hot electrons in the case of He^+ impact due to the greater nuclear charge and projectile electron emission. The slow electron production, resulting mostly from distant collisions, is more nearly the same for the two projectiles of equal asymptotic charge. This enhancement is very clear, say for 15° ejection, in the increased magnitude

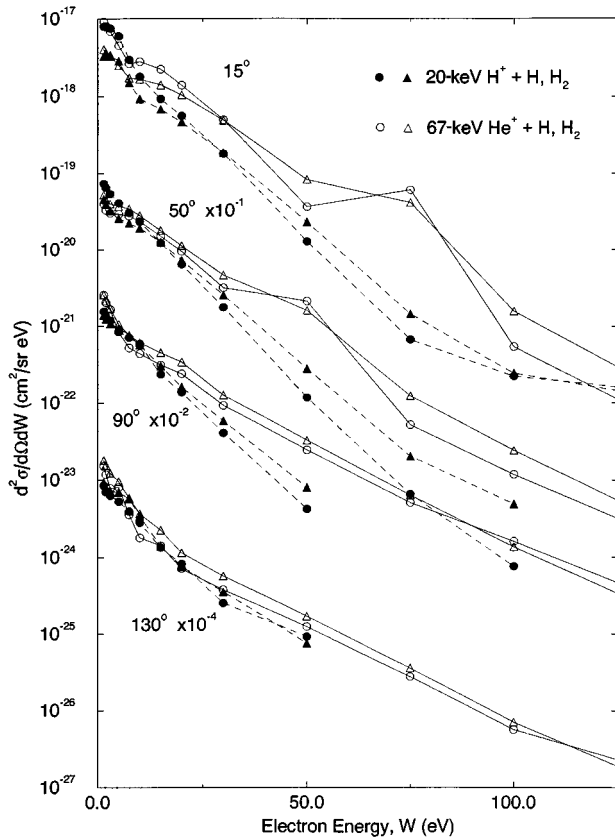


FIG. 7. Comparison of near equivelocity H^+ and He^+ impact of H and H_2 . (20-keV H^+ corresponds to a velocity of 0.895 a.u. while 67-keV He^+ corresponds to a velocity of 0.819 a.u.) Solid symbols, H^+ impact; open symbols, He^+ impact; circles, present experiment for H targets ($H^+ + H$ [1]); triangles, present experiment for H_2 targets divided by 2 ($H^+ + H_2$ [9]).

of the binary peak. Also evident in this figure are Doppler-shifted projectile autoionization peaks (e.g., for 15° at about 75 eV, or for 130° at about 12 eV) for the He^+ data, not present for H^+ impact.

IV. CONCLUSIONS

In this work we have reported measurements of the double-differential ionization cross sections for 28–114-keV $He^+ + H$, along with single-differential and total cross sections obtained by integration. We have also compared these data to different theoretical approaches to the calculation of the ejected electron spectrum. Since this represents the simplest collision system involving a partially stripped projectile, it provides a very fundamental test. The primary difference found in this work is that, relative to proton impact, He^+ produces a greater yield of fast electrons, as would be expected. We have also drawn conclusions regarding the difference between H and H_2 targets.

Since close-coupling treatments are still impractical for the computation of DDCSs, we have utilized the three most commonly applied approaches, the first Born, CDW-EIS, and CTMC approximations, modified to include the screening of the target and projectile nuclei through use of model potentials. Especially at the lowest energy considered, it is clear that fuller treatments of ionization must be developed, especially for low-energy electron emission. For higher impact energies, the CTMC and CDW-EIS approaches provide a reasonable description of the ejected electron spectra, accounting in particular for two-center effects. However, the good general agreement of the CDW-EIS results with the present measurements is attributable to a fortuitous summing of its significant overestimation of projectile electron emission and underestimation of target electron emission.

ACKNOWLEDGMENTS

The experimental work was supported by the National Science Foundation under Grant Nos. PHY9020529 and PHY9119818. Support of the theoretical work has been provided by the U.S. Department of Energy, Office of Fusion Energy and Office of Basic Energy Sciences through Contract No. DE-AC05-84OR21400 with Oak Ridge National Laboratory, managed by Lockheed Martin Energy Systems, Inc.

- [1] G.W. Kerby III, M.W. Gealy, Y.-Y. Hsu, M.E. Rudd, D.R. Schultz, and C.O. Reinhold, Phys. Rev. A **51**, 2256 (1995) (paper II).
- [2] L.D. Fadeev, Zh. Éksp. Teor. Fiz. **39**, 1459 (1960) [Sov. Phys. JETP **12**, 1014 (1961)].
- [3] L.R. Dodd and K.R. Greider, Phys. Rev. **146**, 675 (1966).
- [4] Dž. Belkić, J. Phys. B **11**, 3529 (1978).
- [5] R.E. Olson and A. Salop, Phys. Rev. A **16**, 531 (1977).
- [6] T.J.M. Boyd, B.L. Moiseiwitsch, and A.L. Stewart, Proc. Phys. Soc. London Sect. A **70**, 110 (1957).
- [7] D.R. Bates and G. Griffing, Proc. Phys. Soc. London Sect. A **66**, 961 (1953).
- [8] S.T. Manson and L.H. Toburen, Phys. Rev. Lett. **46**, 529 (1981).
- [9] M.W. Gealy, G.W. Kerby III, Y.-Y. Hsu, and M.E. Rudd, Phys. Rev. A **51**, 2247 (1995) (paper I).
- [10] Y.-Y. Hsu, M.W. Gealy, G.W. Kerby III, and M.E. Rudd, pre-
ceding paper, Phys. Rev. A **53**, 297 (1996).
- [11] L.H. Toburen, R.D. DuBois, C.O. Reinhold, D.R. Schultz, and R.E. Olson, Phys. Rev. A **42**, 5338 (1990).
- [12] J. Wang, C.O. Reinhold, and J. Burgdörfer, Phys. Rev. A **45**, 4507 (1992).
- [13] R.H. Garvey, C.H. Jackman, and A.E.S. Green, Phys. Rev. A **12**, 1144 (1975).
- [14] S.L. Willis, G. Peach, M.R.C. McDowell, and J. Banerji, J. Phys. B **18**, 3939 (1985).
- [15] M.B. Shah and H.B. Gilbody, J. Phys. B **15**, 3441 (1982).
- [16] M.B. Shah and H.B. Gilbody, J. Phys. B **14**, 2361 (1981).
- [17] M. Pieksma, S.Y. Ovchinnikov, J. van Eck, W.B. Westerveld, and A. Niehaus, Phys. Rev. Lett. **73**, 46 (1994).
- [18] C.F. Barnett, Oak Ridge National Laboratory ORNL-6086/V1, 1990 (unpublished).
- [19] C.O. Reinhold and J. Burgdörfer, J. Phys. B **26**, 3101 (1993).