

University of Nebraska - Lincoln

DigitalCommons@University of Nebraska - Lincoln

Nebraska 4-H Clubs: Historical Materials and Publications

4-H Youth Development

1945

4-H Local Achievement Day Program; Extension Circular 0-14-2

Follow this and additional works at: <https://digitalcommons.unl.edu/a4hhistory>



Part of the [Service Learning Commons](#)

"4-H Local Achievement Day Program; Extension Circular 0-14-2" (1945). *Nebraska 4-H Clubs: Historical Materials and Publications*. 33.

<https://digitalcommons.unl.edu/a4hhistory/33>


This Article is brought to you for free and open access by the 4-H Youth Development at DigitalCommons@University of Nebraska - Lincoln. It has been accepted for inclusion in Nebraska 4-H Clubs: Historical Materials and Publications by an authorized administrator of DigitalCommons@University of Nebraska - Lincoln.

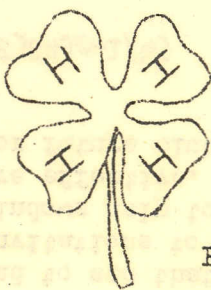
1945

Nebraska
COOPERATIVE EXTENSION WORK
IN AGRICULTURE AND HOME ECONOMICS
U. of N. Agr. College & U. S. Dept. of Agr. Cooperating
W. H. Brokaw, Director, Lincoln

Extension
Circular
O-14-2

4-H LOCAL ACHIEVEMENT DAY PROGRAM





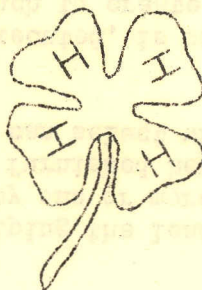
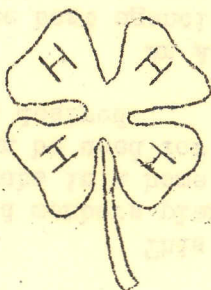
C-O-N-T-E-N-T-S

	Page
Foreword and Preparation	1
Exhibits.....	2
Suggested Program.....	3
A. B. C's. of 4-H Club Work.....	4
Readings.....	6-8
4-H Friendship Dance.....	9
Songs.....	10
Yells.....	11

SKITS

You Can't Fool the In-Laws.....	12
Romance on a Farmio.....	13
Thrilling Story of Four 4-H'ers.....	15
Stunts.....	16

28384jg-1/45



28384jg-1/45

FOREWORD

This bulletin has been arranged for the purpose of helping the leaders and members plan their Achievement Day program. It can be used by one or more clubs in a home, school, church or community hall. The material furnished here can be used for several programs, and it is so arranged that one can select what is desired.

An Achievement Day program, if properly planned and executed, is one of the best agencies for explaining of 4-H Club work. It will do much to create and hold the interest of the community, parents, and club members. It is a good means of interesting new members, and of making general plans for next year. The program should include the rewarding of club members and the giving of recognition to leaders and members. It should be arranged to develop leadership among the members. In order to do this, the program must be planned in such a way that as many club members as possible can take part.

PREPARATION

Your first consideration in arranging your program should be to PLAN YOUR WORK; then to WORK YOUR PLAN.

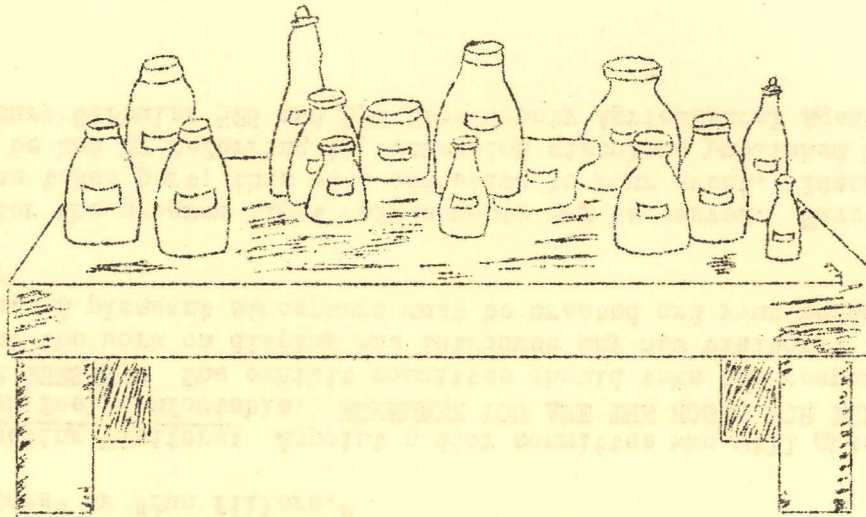
IT IS WISE TO:

- (PLAN A SIMPLE PROGRAM with a sincere ring of true and honest achievement.
- (PLAN A SHORT PROGRAM that does not tire the audience or those taking part.
- (PLAN A "MESSAGE" PROGRAM showing actual 4-H Club work, rather than a lot of popular amusement.
- (PLAN A PROGRAM so that every member feels he has done his best in its organization.
- (PLAN A PROGRAM in which the responsibility is placed largely in the hands of the young people.

ADVERTISING THE EVENT

It is well to have the club reporter send articles to local newspapers, and to see that each member takes it upon himself to phone, write or give personal invitations to as many relatives or friends as possible. Posters placed in store windows help to advertise the event. Announcements on the back of one cent postals are effective. A well-attended program gives courage to members and inspires them for future club work, as they have the feeling the community is behind them.

EXHIBITS



A club exhibit should be arranged which tells the story of the work of the club for the year. It is like a picture-album--which you share with your friends.

1. Arrange your exhibit attractively.
2. Show the meaning of the 4-H's in the lives of the young people in some "tangible" form.
3. Display secretary's book, treasurer's report and Club reports.
4. Snapshots taken at club events, such as picnics, camps, hikes, and meetings, may be mounted and displayed.
5. Have an attractive sign telling the story of club work.

Boys and girls take pride in showing what they have made and it is an incentive for them to complete their work so others may see what they have accomplished. They will strive to make "their best better" for no one likes to display anything but their best. It will interest others who may become future club members.

* * * * *

OUTSIDE SPEAKERS

Talks by a father or mother who have children in club work help to interest other parents in what their boys and girls are doing. Other leaders in the community can be asked to give brief talks, such as Superintendent of Schools, business man, minister. When asking them to participate, be sure to designate the definite number of minutes they are to talk as very often these folks start talking and take up more time than can be allowed. Tell them a bell is to be used on every speaker to inform him when his time is up -- and follow this out.

* * * * *

SUGGESTED PROGRAM

Time: Afternoon or Evening

Using this program in its entirety would be too long, so select items best fitted to your needs.

America.....	Everybody
Club Pledge.....	Members
Short Welcome.....	Leader
Rept. telling of club accomplishments...	President
Why I believe in Club Work.....	Outside Speaker
Club songs and yells.....	Members
Style Show.....	Members
Demonstration (individual or team).....	Members
What Club Work has meant to child.....	Parent
Club Creed, Motto, Slogan.....	Member
Meaning of the Four H's.....	Member
Amusing skits, stunts, jokes.....	Members
Friendship or Dreaming folk dance.....	Members
Readings.....	Members
How Club Work has helped me.....	Member
Clubs of our County.....	Co. Agent
Announcement of winners.....	Co. Agent
Our plans for next year.....	Leader
Closing songs.....	Members
Recognition Ceremony for Leaders and Officers.....	E. C. 0-51-2
An Airplane Ride in 4-H Work.....	E. C. 0-51-2

PRELIMINARIES

Before the visitors arrive, be sure all the committees know exactly what they are to do. If possible, decorate the room with 4-H colors; with flag or emblems or some patriotic colors. Before the program starts, have a song leader lead the program with plenty of singing and a few humorous stunts, including a few "tongue twisters" or "fun fillers."

Greeting Visitors: Appoint a door committee who will greet folks and who will make them feel comfortable. REMEMBER YOU ARE THE HOSTS FOR THE EVENING AND THEY ARE YOUR GUESTS! The exhibit committee should take the responsibility of explaining about the work on display and introduce any new visitors. Also help them to find seats. A pleasant atmosphere must be created and your personality must radiate cheer.

After the program light refreshments may be served. Have recreation in which everyone takes part; this will add spice to your event. Ideas and suggestions on games may be had by referring to recreation circulars published by the Extension Service. Secure Circular 528 and 538 from County Agricultural Agent or Home Agent.

THE A B C's of 4-H CLUB WORK

BECAUSE OF THE INABILITY OF YOUNGER CHILDREN TEN OR ELEVEN YEARS OF AGE TO TAKE PART IN PERFORMANCES IN WHICH OLDER CHILDREN ARE REQUIRED, THIS ALPHABET SKETCH HAS BEEN SPECIALLY PREPARED.

It is a serious number that portrays the high ideals of Club Work. The author has spent much time in trying to explain the purpose in a unique and interesting way. It can be presented to deliver a real message to the audience.

One small club of six or eight members can use this very effectively by having each member appear two or three times. When two or three clubs get together for their Achievement Program, then they can combine and each member would have just one stanza to memorize.

If twenty-six persons take part, they can all come out at once and stand in a semi-circle. They start reading the alphabet, each calling off the letter he represents in order. If possible, a placard with the word printed on it in large letters should be pinned on their chests. Then starting with A, each gives his stanza very slowly stepping out about four or five feet before commencing. When finished, he steps back in line.

A is for ACHIEVEMENT

When once you've begun;
Stay right with 4-H work,
Until it is done.

B is for farm BOYS,

Tall, sturdy, and strong;
Let's make the best better,
And never go wrong.

C is for CLOVER

Four green leaves so fine;
Good luck is our emblem,
Come, join us in time.

D is for DEMONSTRATION,

A good way to teach;
If you watch very closely,
Great fame you may reach.

E's for EXHIBITS,

For which we are famed;
Let's keep up our good work,
And so our good name.

F is for FRIENDSHIP

Each other we prize;
To be a 4-H'er,
We know it is wise.

G is for GOAL

From duty don't shirk;
Set your heart on your aim,
And finish your work.

H is for the 4-H's,

Head, heart, hands and health;
If you use these together,
They'll bring you great wealth.

I is for INTEREST,

In work we should take;
Let's gain our ambition,
Good citizens to make.

J is for JUDGING,

Severe though it be;
If you don't get discouraged,
Awards you shall see.

K is for KNOWLEDGE,
Our clubs give the best;
If you don't believe us,
Give 4-H the test.

L is for LEADERSHIP,
Which every club needs;
To help us and guide us,
In all of our good deeds.

M is for MEETINGS,
We all should attend;
Now don't you be lazy
And sickness pretend.

N is for NEBRASKA
The state we love best;
4-H clubs will keep it,
The best in the West.

O is for OPPORTUNITY?
Which only knocks once;
Join a 4-H club,
And you won't be a dunce.

P is for PARENTS
They all cooperate;
Let's try hard to please them,
And do something great.

Q is for QUALITY,
Develop the best;
In all of your work,
Stand out from the rest.

R is for RECORDS,
Let's keep up-to-date;
Don't make any errors,
Then they'll be first rate.

S is for STATE FAIR,
We'll attend in the fall;
You'll meet there the winners,
There's welcome for all.

T is for TEAM-WORK,
Together let's pull;
Those who cooperate,
Repaid are in full.

U is for UNITY,
Which every club needs;
Let's work together,
In all of our deeds.

V is for VEGETABLES?
Beets, Carrots, and Peas;
Join a garden club,
And raise some of these.

W is for WINNING,
Don't boast or you'll flop;
If you lose without squealing,
You'll come out on top.

X is for XERXES,
The man who won fame;
Follow him in club work,
And you'll do the same.

Y is for 4-H YOUTH,
The pride of the land;
Each task is well done,
When well it is planned.

Z is for ZEAL,
That thrills our brave throng;
We all work in earnest,
Come join in our song -----

* * * * *

(As soon as "Z" finishes his last line the group joins hands and sings the following song with much vim and vigor. On "head," "heart," "hands," have them point to them and on "Hurrah" extend arms into the air, waving them.)


Tune: Marching Through Georgia

Here's the good old alphabet, Let's give it three great cheers,
For the message that it brings us, in all future years;
Head and Heart and Hands and Health, Are all encouraged here
WE'RE MARCHING WITH 4-H AS OUR LEADER!

HURRAH! HURRAH! We know our A-B-C's,
HURRAH! HURRAH! We know our X-Y-Z's,
We'll fight for dear old GREEN and WHITE in our community,
WE'RE MARCHING WITH 4-H AS OUR LEADER!

READINGS

Readings are always appropriate for Achievement Programs. Have members select a few of the following. A few humorous as well as serious ones should be given on the same program.



ACHIEVEMENT

Only a little pin or medal,
Engraved with the 4-H sign;
Yet how happily I earned it--
How satisfied to have it mine.

4-H Club Work is a contest
One which we all can win,
All contestants are awarded
With this small achievement pin.

Sewing, canning, cooking, baking,
Gardening beneath the sun;
Caring for a growing heifer,
Recording each thing we've done.

When each year is completed,
We have gained more than this pin,
Through working, winning, losing,
We've learned to face life with a grin.

(From Nat'l Club News)

AN "IF" FOR GIRLS

If you can dress and make yourself attractive,
Yet not make puffs and curls your chief delight;
If you can swim and row, be strong and active,
But of the gentler graces lose not sight;
If you can dance without a craze for dancing,
Play without giving play too strong a hold,
Enjoy the love of friends without romancing,
Care for the weak, the friendless, and the old;
If you can master French and Greek and Latin,
And not acquire, as well, a priggish mien;
If you can feel the touch of silk and satin
Without despising calico and jean;
If you can ply a saw and use a hammer,
Can do a man's work when the need occurs,
Can sing, when asked, without excuse or stammer,
Can rise above unfriendly snubs and slurs;
If you can make good bread as well as fudges,
Can sew with skill, and have an eye for dust;
If you can be a friend and hold no grudges,
A girl whom all will love because they must;
If sometime you should meet and love another
And make a home with faith and peace enshrined,
And you its soul-----a loyal wife and mother,
You'll work out pretty nearly to my mind,
The plan that's been developed through the ages,
And win the best that life can have in store,
You'll be, my girl, a model for the sages,--
A woman whom the world will bow before.

(Elizabeth Lincoln Otis)

BRIGHT EYES

(Boy should have a 4-H cap tucked away in his pocket.)

Where can my cap be! Mother, have you seen my cap? Well, I know you didn't wear it last, but I put it right here on the table and it's gone. I thought perhaps you had picked it up and put it somewhere. Oh, gee-I never can find it and it will be dark soon--then I won't be able to see my calf at all.

Can't I run out without a hat, mother? Well, it has stopped snowing and anyway my hair is good and thick--that will keep me warm. Well, I don't see how I could get cold that way. Why, once in school I saw some health pictures of little children and they were playing in the snow with hardly any clothes on. I don't see how that can be any different, mother. (Looking up toward the ceiling.) I don't see why I am always losing my things. You say I won't find it on the ceiling? I know that, I was just trying to think.

The hired man took it. That's what! I do wish we had some other hired man. I know Hiram took it and has hidden it. Yes, siree--Mother, what do you think--Hiram has taken my hat. Oh, is this his day off? Then I guess it wasn't Hiram.

The dog--I bet he chewed it up. Why, what are you laughing at, Mother? You think I need glasses? In my pocket? Well, if that isn't funny. So it is. I remember I put it there myself. Well, so long, mother, I'm going out to see how my calf is getting along. (Author Unknown)



OUR BABY



I never could see the use of babies. We have one at our house that belongs to mother, and she thinks everything wonderful about it. All it can do is to cry, and pull hair, and kick. It hasn't half the sense of my dog, and can't even chase a cat. Mother and Sue wouldn't have a dog in the house, but they are always going on about the baby, and saying, "Ain't it perfectly sweet?"

The worst thing about a baby is, that you're expected to take care of her, and then you get scolded afterward. Folks say, "Here, Jimmy, just hold the baby a minute, there's a good boy;" and then, as soon as you have got it, they say, "Don't do that! Just look at her! That boy will kill that child! Hold it up straight, you good-for-nothing little wretch!" It's pretty hard to do your best, and then be scolded for it; but that is the way boys who have a baby sister are treated, I guess. (Author unknown)

4-H FRIENDSHIP DANCE

(Six to twelve girls. White dresses, if possible, with little green crepe-paper hats and aprons or bertha collars.)

Girls come skipping upon the stage with hands joined and form a semi-circle. They sing the song through once, swaying their bodies slightly to the rhythm of the music.

DANCE FORMATION: Large single circle, all facing center, hands grasped.

Meas. 1-4: "Ev'ry body needs a bit of friendship"
EIGHT SIDE STEPS TO THE RIGHT

Meas. 5-8: "Friendship that is tried and true"
EIGHT SIDE STEPS TO THE LEFT (Back to place)

Meas. 9-12: "Ev'ry body needs a bit of friendship"
WITH HANDS STILL JOINED AND BEGINNING WITH RIGHT FOOT, MAKE FOUR TO SIX RUNNING STEPS TO CENTER & RAISE HANDS BRINGING THEM ALL TOGETHER ON "FRIENDSHIP." BEND HEAD AND BODY BACKWARD.

Meas. 13-16: "Whether skies are gray or blue."
START BACK WITH LEFT FOOT AND MAKE RUNNING STEPS BACK TO PLACE, LEANING FORWARD AND DROP HANDS.

Meas. 17-20: "Ev'rybody ev'rywhere must have it."
TURN AND FACE EACH OTHER IN COUPLES, LINK RIGHT ARMS AND SKIP-HOP AROUND BACK INTO PLACE.

Meas. 21-24: "Ev'ry day the whole year through"
LINK LEFT ARMS AND SKIP-HOP AROUND IN OPPOSITE DIRECTION BACK TO PLACE.

Meas. 25-28: "Ev'rybody needs a bit of friendship"
FACE PARTNER. GRASP HANDS AND WITH BODIES TILTED BACKWARD MAKE VERY SMALL STEPS, PIVOTING WITH HEELS CLICKING. MAKE ONE COMPLETE CIRCLE BACK TO PLACE.

Meas. 29-32: "And I need you"
FACE EACH OTHER (Stand still)
ON "I" POINT TO YOURSELF
ON "Need" CURTSEY
ON "You" POINT RIGHT INDEX FINGER AT EACH OTHER AND LEFT HAND ON HIP.

Dance through once while singing. Repeat, humming all the way through and sing the last eleven words which are: "Ev'rybody needs a bit of friendship and I need you."



SONGS YOU HAVE NEVER SUNG BEFORE

(For Community Singing and Program Numbers)



Tune: Long, Long Trail

We've come many, many miles
And brought our dear friends along,
From town and city 'round about
To swell the throng.
There's an eager crowd awaiting
To welcome friends, old and new;
So if we've MET, or haven't YET
Let's all say ... "How--De--Do."

Tune: School Days

Achievement Day, Achievement Day
Good and grand Achievement Day,
Singing and Dancing and Poetry, too,
Showing the things we love to do;
This is the day we've waited for,
Helping each other more and more,
We boost for our club with a SHOUT,
YO-HO!
Come sing all our songs and for-
get your woe.

Tune: Sweet Adeline

Oh, 4-H Club, My 4-H Club,
All day, dear Club, for you I dug
Potatoes from--my garden patch
You're the reason why I strive
Dear 4-H Club.

Tune: Reuben, Reuben
(To County Agent)

Mr.....OH what lingo,
And when we are aged and gray,
We will then say, "Yes, by Jingo,
You were some dude in your day!"

Tune: Let Me Call You Sweet-heart

Let's all boost for 4-H
That's the Club for me--
Put the name of 4-H
Down in History--
Let this be our purpose
And success we'll see.
Let's all boost for 4-H,
That's the Club for me.

Tune: Farmer in the Dell

The girls of dear 4-H,
The girls of dear 4-H,
They are so sweet
And look so neat,
The girls of dear 4-H.

They have the finest rep,
They're full of vim and pep,
They stand so straight
Are never late,
The girls of dear 4-H.

They try with all their might,
To have their posture right,
You'll never find
A crooked spine,
In the girls of dear 4-H.

Tune: Ach De Lieber

Mr.....You're all right,
You're all right, you're all right,
Mr.....You're all right,
YOU BET YOU ARE! (Spoken)

We like you, You're happy,
You're peppy, you're snappy,
Mr.....You're all right
WE KNOW YOU ARE! (Spoken)

Y E L L S



Acka-lacka-ching,
Acka-lacka-chow
Acka-lacka-ching,
Ching, chow, chow,
Riff-raff-rah,
Biff-baff-bah,
4-H CLUB WORK
Rah - Rah - Rah!

Oatmeal, cornmeal, wheat and mush!
.....is dying, everybody hush--
Shhhhhhhhhhhhhhhhhhh, Shhhhhhhhhhhhhhhhhhh, Shhhhhhhhhhhhhhhhhhh.
.....!!!

Chu! Chu! Get off the track
For pity sakes don't hold us back.
Ready! Halt! Aim! Fire!
SSSSS.....Boom! Bang!

Howdy-howdy
Howdy-doo,
Howdy.....
How are you?

Baby in the high chair
Who put him there?
Ma! Pa! Sis! Boom! Ah!
.....Rah! Rah! Rah!

Yokka hoola, hicka doola, yokka hoola hay,
Let's yell for-----, hip, hip, HOORAY!

Four stamps of the feet (or pound table)
Four rahs and..... (name of club)
Four claps of the hands
Four rahs and..... (name of club)

Cha-hee---Cha-hee---Cha-ho!
Watch old.....go!
Up the alley, down the street,
.....Can't be beat!

Wheee! Sis! Boom! A-a-ah!
You bet we are
WHAT?
Having a good time!
WHO?
4-H--4-H, always on time!

Chug, Chug, Chug, etc. (softly and slowly)
Chug, Chug, Chug, (faster and louder to
imitate train)

Whistle.....
Hoo-ray NEBRASKA
Hoo-ray NEBRASKA
Hooray! Hooray! Hooray!

Hobble, gobble, razzle, dazzle,
Sissss, boom, bah,
_____, _____rah, rah, rah!

4-H, 4-H Can't you see?
We're for Club Work
Teedle, deedle, dee!

YOU CAN'T FOOL THE IN-LAWS

(Skit)

Scene: Living Room
Cast: Bride & Groom
The In-Laws (as many as desired).
Time: About five minutes.



Scene I

The groom seems so happy and tells his bride about his inviting all of his family for Sunday Dinner. A lot of nonsense conversation can be arranged and they plan together what they will have to eat. (The bride appears worried and mentions unbalanced and ill-planned menu in all earnestness.)

Scene II

Bride wears apron and cook cap; her hair is disheveled and with a dipper in her hand she enters the room sobbing. Her fingers are all bandaged and she has gravy spilled on her apron. Husband inquires as to what has happened. He is unable to pacify her and between sobs and outbursts she admits the following:

"I burnt the potatoes--the meat is still raw--
the jello didn't harden--I used sugar instead of salt for
the gravy--the can-opener fell into the soup--and the cat
stepped right into my beautiful blueberry pie--and I scald-
ed my fingers--boo-hooo--and your family are coming any
minute now, boo-hooooooo--OH, WHY, OH WHY DIDN'T I JOIN THE
4-H COOKING CLUB WHEN I HAD A CHANCE." More sobs.

Husband: "There, there, dear," patting her head and trying to console the grief-stricken bride.

Scene III


Groom: "Hush, hush, my dear, I have an idea. When my family arrive, I will tell them I have a surprise and will take them all to town to a restaurant." (Goes into corner and starts counting his pennies and looks worried.)

Loud knock and patter by in-laws on the porch. They enter room and see the young couple with hats and coats on and are surprised. They begin to look around and they smell the burnt food--look suspicious--then the groom tells of the surprise he has for them. All leave the house with a look of disgust and the mother-in-law says--"See, I told you just the kind of a wife she'd make. Humph! See, didn't I tell you?"

ENDING

Have someone come out with a placard or have the following words spoken in a slow and loud voice: MORAL: JOIN A 4-H COOKING CLUB AND SAVE FUTURE TEARS AND MONEY.

A ROMANCE ON A FARMIO



Characters:

(Time 6-10 min.)

Mr. Bullio..... Cruel father
Mrs. Tomatio..... Understanding mother
Miss Turnipio..... Jealous daughter
Miss Sweet Cornio.. Heroine
Mr. Rhubarbio..... Hero

PRELUDE: (Each character comes upon stage and introduces himself in the following manner:)

"CHEERIO, FOLKS, I AM BULLIO, THE CRUEL FATHER."
(The other four characters do the same)

Scene I (Living Room)

Bullio: "I say you shall not see Rhubarbio. He is no goodio."

Sweet Cornio: "I love Rhubarbio. He is grandio. Oh, here he comes nowio!"

Rhubarblio: "Come, my deario. Let us elope in my Fordio."

Bullio: (Overhears conversation and says): "Never! Unless over my dead bodyo."

Jealous Turnipio: "You are too young to marryo. Besides I love Rhubarbio too."
(Cuddles closely to Rhubarbio.)

Rhubarblio: "And I care nothing for you. It is Sweet Cornio that I lovio."

Tomatio: "Bullio, my hubbyo, let them goio." (Pleads with husband.)

Sweet Cornio: "Mother, may Rhubarbio and I go into the gardenio?"

Tomatio: "Yes, my childio."

Scene II (In Garden)

Rhubarblio: "Ah, my lovio, will you go with meio?"

Sweet Cornio: "Yes, Rhubarbio, I shall go and pack my bagio."

Rhubarblio: "I will be waiting beneath your balconio when the moon comes upio.
I shall always remember how we met at the State Fairio in the 4-H
Club Buildingio."

Sweet Cornio: "Yes, my deario, I admired you so when your Pigio won the Grand
Champion Prizeio."

Rhubarblio: "It was a beautyo. But now I must go and get ready for tonightio.
Goodbyeio."

Sweet Cornio: "Goodbye, my lovio."

A ROMANCE ON A FARMIO (Cont'd)

Scene III (In House)

Bullio: "Aha--I overheard the plans of those two love-birds in the gardenio. He shall not elope with my daughter. I will kill him tonightio."


Turnipio: "Yes, my father. That you must doio."

Bullio: "They are planning to elope tonightio. Rhubarbio is to meet Sweet Cornio beneath her balconio. I shall be there to kill himio. Is that not best, my Turnipio?"

Turnipio: "It isio. I would rather see her deadio than married to Rhubarbio. If I can't have himio, neither can sheio."

Bullio: "Then be in the garden at moon-rise tonightio."

Turnipio: "I'll surely be thereio."



Scene IV

(At moon-rise--Beneath balconio of Sweet Cornio's room.)

Rhubarbio: "Hurry, my lovio, -- We must go before Bullio awakens."

Sweet Cornio: "I'm coming, just a minuteio."

(Bullio and Turnipio step forth into the garden just as Sweet Cornio reaches the ground. Bullio grabs Rhubarbio while Sweet Cornio and Turnipio struggle for the knife which Turnipio has. In the struggle Sweet Cornio is mortally wounded. She cries out as she is dying--

"I am dying. Avenge me, my lovio."

(When Rhubarbio hears this he pleads to Bullio) - - -

"Bullio, kill me for I must die with Sweet Cornio."

Bullio: "That I will do gladly. (He strangles Rhubarbio, then falls dead from a wound inflicted by Rhubarbio before he died.)

(Turnipio runs and hits her head against the stone pillar of the balconio. She falls to the ground holding her head.)

(Tomatio rushes out and sees the bodies.) She swoons and says: "Alas! I have nothing and nobody to live for. I will die tooio. Goodbyeio. (She pulls the dagger from Sweet Cornio's heart and falls upon it, waving goodbye to the audience.)

Curtain

A THRILLING STORY OF FOUR 4-H'ERS

(This can be used as a stunt for the audience along with their community singing or as an entertainment feature on the stage.)

* * *

Divide the group into five units as indicated. Each group responds by standing up and portraying the character they are given. They respond by saying the words given them.

CHARACTERS	RESPONSE
1. Orphan Annie - - - - -	Leapin' Lizzards!
2. Zazu Pitts - - - - -	Oh, Dear! (Crossing hands & speaking slowly.)
3. Popeye - - - - -	I'm Popeye, The Sailor Man (Sing--deepgruff voice.)
4. Ed Wynn- - - - -	So-oo-ooo-o (Like a squeal.)
5. (Stampede) - - - - -	All stamp feet and make noises like frightened cattle.

The leader recites the following story and everytime a character is mentioned, each group stands up and does its own part:

STORY



Once upon a time LITTLE ORPHAN ANNIE.....
ZAZU PITTS.....POP-EYE.....and ED WYNN.....
lived near each other on farms in Lancaster County.
ZAZU PITTS.....was the leader of a 4-H Sewing Club
that LITTLE ORPHAN ANNIE.....belonged to. POP-EYE
.....who was a Calf Club Leader, and ED WYNN.....
who was a Pig Club leader, both loved ZAZU PITTS.....
and each wished to marry her, but she just couldn't de-
cide whom she wanted.

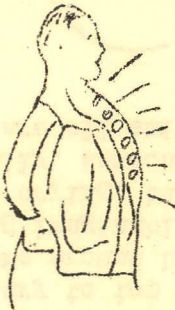
One summer afternoon ORPHAN ANNIE.....was on
her way to ZAZU'S farm.....to attend the 4-H
Sewing Club meeting. As ANNIE.....took the short-
cut across the pasture, a storm suddenly arose; the
skies darkened; the wind howled; rain fell; light-
ning flashed and poor ZAZUwas worried to
death. The frightened cows started a STAMPEDE.....
ANNIE.....was about to be trampled by the STAM-
PEDING HERD.....when POP-EYE.....came to
her rescue and stopped the STAMPEDE.....He brought
ANNIE.....safely to the club meeting at ZAZU'S.....She was so relieved
at ANNIE'S SAFETY.....that she fell into POP-EYE'S arms.....and decided
right then to marry him instead of ED WYNN.....



So ZAZU.....and POP-EYE.....were married and lived happily
ever after and adopted ORPHAN ANNIE.....Broken-hearted, ED WYNN.....
remained a bachelor and devoted the rest of his life to his 4-H Pig Clubs.

~ Stunts ~

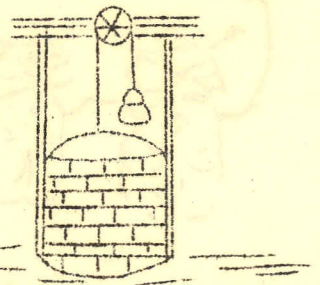
In a stunt an idea is presented in a humorous way. Usually it is desirable for several to participate, each taking some part. Ideas are like Topsy--they "just grow up." A stunt should be short and should embody much action. Put in all the originality possible to show the story.



* * * *

OUR SLOGAN: Have member walk across stage all puffed out (pillows in chest). Later have someone walk on hands and knees imitating a pig with an ugly squeal. The third person comes out with a poster reading: "WIN WITHOUT BOASTING AND LOSE WITHOUT SQUEALING" and points to each as he refers to him.

4-H WISHING WELL: Have a make-shift well, labeled "Wishing Well" at top. As each member enters, a circle around the well is formed. If a small group is present then a semi-circle is made. With an appropriate speech a leader addresses the young people as to what the well represents (such as "depth" "clearness" and "purity") and asks each one to make a wish. Then with a final gesture and some appropriate remark the leader reaches down into the well-- which is a bucket on the floor inside the well -- and sets it outside. Each member comes forward and finds his wish written on a note with a string attached hanging over the edge of the bucket. He pulls on his string and reads aloud his wish. Some of these wishes can be:



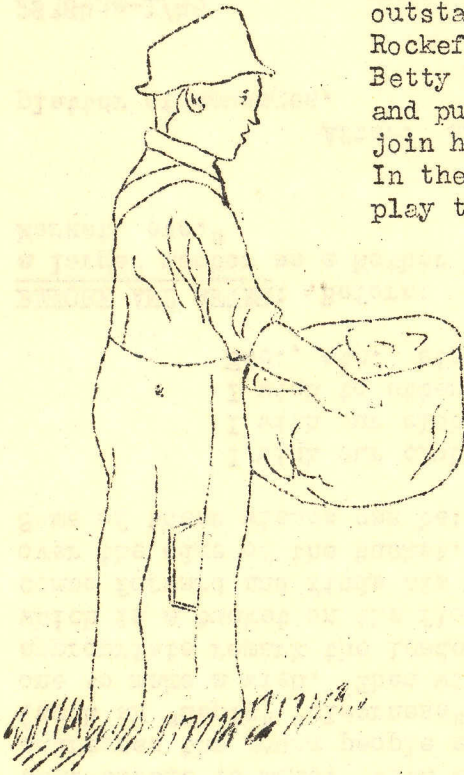
I wish our club would finish 100%
I wish our club would make a good showing at the State Fair.
I wish to attend the National 4-H Club in Washington some day.
Etc., etc., etc.

BEFORE AND AFTER: Before: Three members dressed up as the Three Little Pigs and a larger member as a Mother Pig. They dance and sing "This Little Piggie went to Market, etc."

Next Scene

After: A member dressed up as a waiter appears carrying a large platter of sausages.

THE FARMER FEEDS THEM ALL: Have each member represent outstanding personalities of the world; such as Rockefeller, Rubinoff, Mary Pickford, Rudy Vallee, Tarzan, Betty Boop, etc. They come before audience individually and put on a one-minute movie of their talents. Then all join hands and sing to the tune of "Farmer in the Dell." In the last two verses they make a circle and actually play the singing game.



Song:

1. The farmer feeds us all.
" " " " "


High-O, Oh, Cheerio
The farmer feeds us all.

2. He raises what we need, etc.
3. His products keep us strong, etc.
4. He makes us popular, etc.
5. We'll always stick by him, etc.
6. He leads the 4-H Clubs, etc.
7. He surely knows his stuff, etc.
8. The farmer feeds us all, etc.

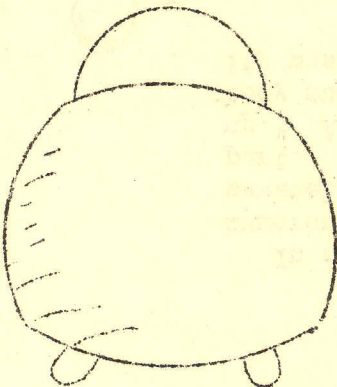
THE DIONNE'S CRY FOR IT:


Have five members dressed as babies come out and sit in circle and cry to top of their voices. Others around bring them everything imaginable to make them stop crying, but to no avail.

Finally, someone produces a 4-H flag or emblem and immediately they stop crying and are all smiles and hug the article given them.



THE MELTING POT: Secure large container big enough to conceal small boy or girl. Have paper and wood beneath it to resemble a campfire before lit. Have petal-shaped placards labeled "HEAD," "HEART," "HANDS," "HEALTH," in readiness. The pledge is given in simple ceremony as each petal is dropped in. Go through motions of stirring with huge ladle and lighting the fire. Out jumps a member labeled: "PERFECT 4-H YOUTH" or "4-H MEMBERS MAKE BEST CITIZENS."





Program rebuilt from one --

Prepared by Angeline Tauchen