

University of Nebraska - Lincoln

DigitalCommons@University of Nebraska - Lincoln

Erforschung biologischer Ressourcen der Mongolei
/ Exploration into the Biological Resources of
Mongolia, ISSN 0440-1298

Institut für Biologie der Martin-Luther-Universität
Halle-Wittenberg


2012

Biochemical Research on Mongolian lichens, Bryophytes and Vascular Plants – In Memoriam, Dr. Siegfried Huneck (1928–2011)

Hans D. Knapp

Internationale Naturschutzakademie Insel Vilm, hans.d.knapp@bfv-vilm.de

Follow this and additional works at: <http://digitalcommons.unl.edu/biolmongol>

 Part of the [Asian Studies Commons](#), [Biodiversity Commons](#), [Botany Commons](#), [Environmental Sciences Commons](#), [Nature and Society Relations Commons](#), [Other Animal Sciences Commons](#), and the [Science and Mathematics Education Commons](#)

Knapp, Hans D., "Biochemical Research on Mongolian lichens, Bryophytes and Vascular Plants – In Memoriam, Dr. Siegfried Huneck (1928–2011)" (2012). *Erforschung biologischer Ressourcen der Mongolei / Exploration into the Biological Resources of Mongolia, ISSN 0440-1298*. 36.

<http://digitalcommons.unl.edu/biolmongol/36>

This Article is brought to you for free and open access by the Institut für Biologie der Martin-Luther-Universität Halle-Wittenberg at DigitalCommons@University of Nebraska - Lincoln. It has been accepted for inclusion in *Erforschung biologischer Ressourcen der Mongolei / Exploration into the Biological Resources of Mongolia, ISSN 0440-1298* by an authorized administrator of DigitalCommons@University of Nebraska - Lincoln.

Biochemical research on Mongolian lichens, bryophytes and vascular plants – In memoriam Dr. Siegfried Huneck (1928–2011)¹

H.D. Knapp




Fig. 1: Siegfried Huneck at his 1st expedition to Mongolia, Khataj Suutal, Bajanleg Sum, 07.07.1978 (photo: H.D. KNAPP).

and in cooperation with experts from all over the world. These are important contributions to the knowledge of lichen and plant chemistry of Mongolia. The experiences and memories of his expeditions to Mongolia (HUNECK 2010) are the last publication by Siegfried Huneck, dedicated to our friend Prof. Dr. Ulzijn Cogt (1940–1996).

Siegfried Huneck was an outstanding personality, which united the precise scientist in the laboratory, and the field lichenologist and botanist with broad knowledge of species diversity of lichens, mosses and vascular plants. He was a man with sense for nature and understanding of ecological connections as well as interest for history and culture. His work is an important contribution to the German-Mongolian scientific cooperation.

Dr. rer. nat. habil. Siegfried Huneck (fig. 1), biochemist and lichenologist from the Institute for Biochemistry of Plants in Halle/Saale, died on September 9, 2011. He was a world wide leading expert for lichen substances. Special attention he spent to the research of Mongolian lichens, as well as to substances of bryophytes (Hepaticeae) and vascular plants of the Mongolian flora. On the base of the bilateral agreement for research cooperation between the Academy of Sciences of GDR and the Mongolian Academy of Sciences he led three expeditions for sample collections to Mongolia in cooperation with the Mongolian Institute for People Medicine and with Ulzijn Cogt from Institute for Botany of the MAS: The 1st and the 3rd expeditions 1978 and 1988 together with Hans D. Knapp to Khangaj, Gobi-Altai and SE-Khentie, Gurvan Saychan and Gobi, the 2nd expedition 1983 together with Werner Hilbig to Chövsgöl region and Khangaj (fig. 2–4).

The outcome of the expeditions involves samples of ca. 2,000 vascular plants, 374 lichens and 100 bryophytes. The bibliography of Siegfried Huneck contains 412 scientific publications from 1958–2010, it includes more than 40 publications about the phytochemistry of Mongolian plants and about the experiences in Mongolia. Most of them are elaborated together with Mongolian colleagues, e.g. T. Khaidav, U. Cogt,

¹ Results of the Mongolian-German Biological Expeditions since 1962, No. 322.

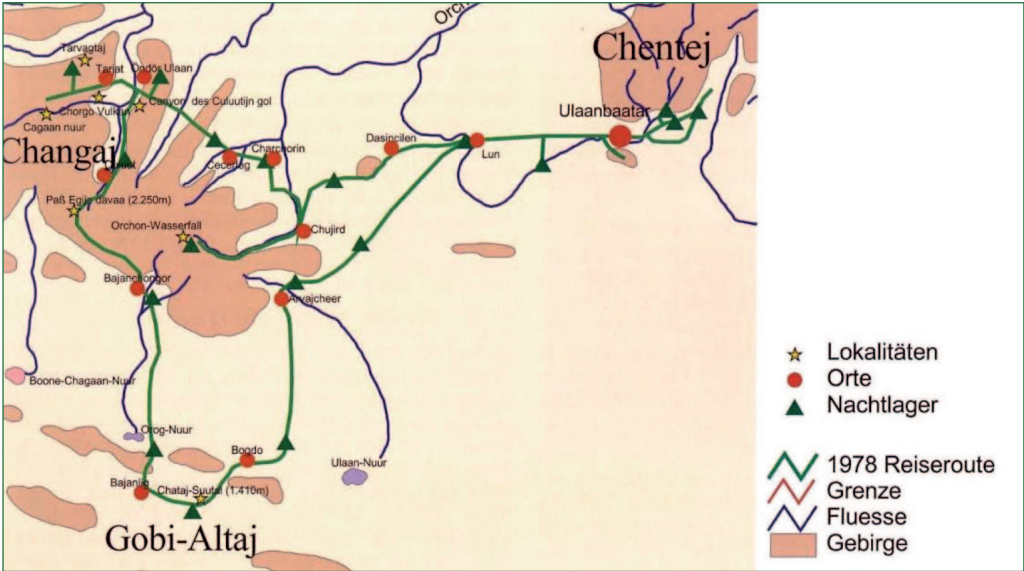


Fig. 2: The 1st Huneck-Expedition to Mongolia, 13.06.–30.07.1978 (source: HUNECK 2010, p. 17).

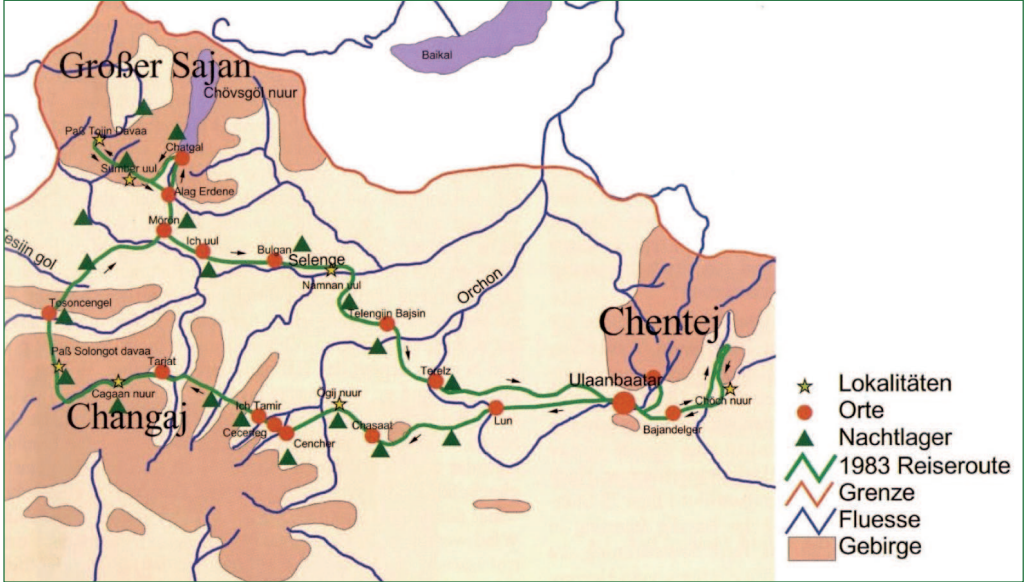


Fig. 3: The 2nd Huneck-Expedition to Mongolia, 16.07.–17.08.1983 (source: HUNECK 2010, p. 49).

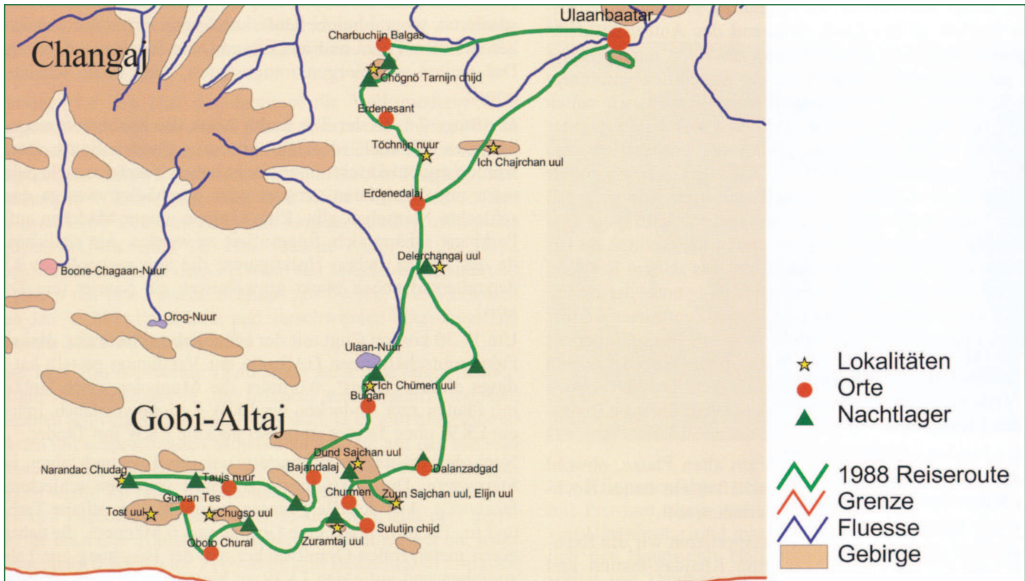


Fig. 4: The 3rd Huneck-Expedition to Mongolia, 01.06.–21.07.1988 (source: HUNECK 2010, p. 73).

An obituary with curriculum vitae and a complete list of publications is published by STORDEUR et al. (2011). The following list contains the papers related to Mongolia in chronological order:

1. HUNECK, S. (1980): Chemistry of some yellow *Acarospora* species. – *Lichenologist* **12**: 239–242.
2. HUNECK, S.; SCHREIBER, K.; SUNDHOLM, G. (1980): Ovosäure, ein neues Tridepsid aus der Flechte *Parmelia substygia*. – *Phytochemistry* **19**: 885–887.
3. RIPPERGER, H.; SCHREIBER, K.; CHAIDAV, C.; SHATAR, S.; CHUREL-CULUUN, B.; KNAPP, H.D. (1981): Phytochemische Untersuchungen an Pflanzen der mongolischen Flora. – *Pharmazie* **36** (9): 641–644.
4. GROLLE, R.; MEINUNGEN, L.; HILBIG, W.; HUNECK, S. (1983): Beitrag zur Kenntnis der Moosflora der Mongolischen Volksrepublik. – *Feddes Rep.* **94**: 107–124.
5. HUNECK, S. (1984a): Durch Steppen- und Bergregionen. – *Spectrum* **15**: 10.
6. HUNECK, S. (1984b): Four thousand kilometres through the heart of Asia. – *Internat. Lichenol. Newsletter* **17**: 1–3.
7. HUNECK, S. (1984c): Through the steppe and mountains of Mongolia. – *The Bryological Times* **29**: 1–3.
8. HUNECK, S.; POELT, J.; AHTI, T.; VITIKAINEN, O.; COGT, U. (1984): Zur Verbreitung und Chemie der Flechten der Mongolischen Volksrepublik. – *Erforsch. biol. Ress. MVR (Halle/Saale)* **4**: 51–62.
9. BOHLMANN, F.; JAKUPOVIC, J.; HASHEMI-NEJAD, M. & HUNECK, S. (1985): Clerodane diterpenoids from *Aster alpinus*. – *Phytochemistry* **24**: 608–610.
10. BOHLMANN, F.; TRINKS, C.; JAKUPOVIC, J.; HUNECK, S. (1985): Co-occurrence of eremophilanes and eudesmanes in *Artemisia pectinata*. – *Phytochemistry* **24**: 995–997.
11. BOHLMANN, F.; HORTANO, L.; JAKUPOVIC, J.; HUNECK, S. (1985): Guaianolides related to arborescin from *Artemisia adamsii*. – *Phytochemistry* **24**: 1003–1007.

12. BOHLMANN, F.; ANG, W.; TRINKS, C.; JAKUPOVIC, J.; HUNECK, S. (1985): Dimiric guaianolides from *Artemisia sieversiana*. – *Phytochemistry* **24**: 1009–1015.
13. BOHLMANN, F.; ZDERO, C.; HUNECK, S. (1985): Diterpenes from *Heteropappus altaicus*. *Phytochemistry* **24**: 1027–1030.
14. BOHLMANN, F.; SINGH, P.; JAKUPOVIC, J.; HUNECK, S. (1985): Further guaianolides from *Saussurea* species. – *Planta Medica* **52**: 74–75.
15. HUNECK, S.; BOHLMANN, F.; BANERJEE, S.; HORTANO, L.; ANG, W.; KHAIDAV, T. (1985): Inhaltsstoffe aus vier Vertretern der *Tribus Anthemideae* aus der Mongolei. – *Pharmazie* **40**: 365–366.
16. HUNECK, S.; KHAIDAV, T. (1985): Amentoflavon aus *Selaginella sanguinolenta*. – *Pharmazie* **40**: 431.
17. HUNECK, S.; CONNOLLY, J.D.; KHAIDAV, T. (1986): Aromatic compounds from *Oxytropis pseudoglandulosa*. – *Fitoterapia* **57**: 423–426.
18. HUNECK, S.; KNAPP, H.D. (1986): Inhaltsstoffe weiterer Compositen aus der Mongolei. – *Pharmazie* **41**: 673.
19. HUNECK, S.; ZDERO, C.; BOHLMANN, F. (1986): Seco-guaianolodes and other constituents from *Artemisia* species. – *Phytochemistry* **25**: 883–889.
20. HUNECK, S.; POELT, J.; AHTI, T.; VITIKANEN, O.; COGT, U. (1987): Zur Verbreitung und Chemie von Flechten der Mongolischen Volksrepublik. – *Nova Hedwigia* **44**: 189–213.
21. PARTALI, V.; LIAAEN-JENSEN, S.; HUNECK, S.; KHAIDAV, T. (1987): Carotenoids from the flowers of *Lilium pumilum*. – *Pharmazie* **42**: 208.
22. HUNECK, S.; CONNOLLY, J.D.; FREER, A.A.; RYCROFT, D.S. (1988): Grimaldone, a novel tricyclic sesquiterpenoid from the liverwort *Mannia fragrans*. Crystal structure analysis. – *Phytochemistry* **27**: 1405–1407.
23. HUNECK, S.; TUJA, D.; COGT, U. (1988): Flechtenstoffe 149: Inhaltsstoffe einiger Flechten aus der Mongolei. – *Pharmazie* **43**: 371–372.
24. HUNECK, S. (1989a): Die 33 Gesichter der Gobi. Ein Bericht über die dritte Expedition in die MVR. – *Spectrum* **1989** (7/8): 14–15.
25. HUNECK, S. (1989b): The thirty three faces of the Gobi. – *Internat. Lichenol. Newsletter* **22**: 12–18.
26. HUNECK, S.; KNAPP, H.D. (1989): Verlauf und wissenschaftliche Ergebnisse der Expedition in die Mongolische Volksrepublik 1978. – *Erforsch. biol. Ress. MVR (Halle/Saale)* **7**: 81–89.
27. HUNECK, S.; HILBIG, W. (1989): Die gemeinsame botanische Expedition des Instituts für Biochemie der Pflanzen in Halle und des Instituts für Volksmedizin in Ulan-Bator durch die Mongolische Volksrepublik 1983. – *Erforsch. biol. Ress. MVR (Halle/Saale)* **7**: 91–103.
28. ZDERO, C.; BOHLMANN, F.; HUNECK, S. (1990): Guaianolides and glaucolides from *Ajania achilleoides*. – *Phytochemistry* **29**: 1585–1588.
29. HUNECK, S.; KNAPP, H.D. (1990): Über die Lipide von *Haloxylon ammodendron* und *Cynomorium songaricum*. – *Pharmazie* **45**: 297.
30. JAKUPOVIC, J.; TAN, R.X.; BOHLMANN, F.; JIA, Z.J.; HUNECK, S. (1990): Prenylated coumarates from *Artemisia xanthochroa*. – *Phytochemistry* **29**: 3683–3685.
31. HUNECK, S. (1991): Diterpenes from *Tugarinovia mongolica*. – *Pharmazie* **46**: 60.
32. JAKUPOVIC, J.; TAN, R.X.; BOHLMANN, F.; JIA, Z.J.; HUNECK, S. (1991): Prenylated coumaric acid derivatives from *Artemisia* cf. *dolosa*. – *Phytochemistry* **30**: 1645–1648.
33. JAKUPOVIC, J.; TAN, R.X.; BOHLMANN, F.; JIA, Z.J.; HUNECK, S. (1991): Sesquiterpene lactones from *Artemisia rutifolia*. – *Phytochemistry* **30**: 1714–1717.

34. JAKUPOVIC, J.; TAN, R.X.; BOHLMANN, F.; JIA, Z.J.; HUNECK, S. (1991): Seco-and-nor-sesquiterpene lactones with a new carbon skeleton from *Artemisia santolinifolia*. – *Phytochemistry* **30**: 1941–1946.
35. JAKUPOVIC, J.; TAN, R.X.; BOHLMANN, F.; JIA, Z.J.; HUNECK, S. (1991): Acetylenes and other constituents from *Artemisia dracunculus*. – *Planta Medica* **57**: 450–453.
36. MEINUNGER, L.; GROLLE, R.; HATTORI, S.; HILBIG, W.; HUNECK, S. (1991): Beitrag zur Kenntnis der Moosflora der Mongolei III. – *Feddes Rep.* **102**: 657–660.
37. TAN, R.X.; JIA, Z.J.; JAKUBOVIC, J.; BOHLMANN, F.; HUNECK, S. (1991): Sesquiterpene lactones from *Artemisia xerophytica*. – *Phytochemistry* **30**: 3033–3035.
38. HUNECK, S.; AHITI, T.; COGT, U.; POELT, J.; SIPMAN, H. (1992): Zur Verbreitung und Chemie der Flechten der Mongolei. III. – *Nova Hedwigia* **54**: 277–308.
39. HUNECK, S.; TAKEDA, R. (1992): Zur Chemie der Proto- und allo-Proto-Lichesterinsäure. – *Z. Naturforsch.* **47b**: 842–854.
40. HUNECK, S.; ELIX, J.A. (1993): The chemistry of the lichens *Anamylopsora pulcherrima* und *Tephromela armeniaca*. – *Herzogia* **9**: 647–651.
41. CZECZUGA, B.; HUNECK, S.; COGT, U. (1994): Carotenoids in lichens from Mongolia. – *J. Hattori Bot. Lab.* **75**: 371–377.
42. KISIEL, W.; JAKUPOVIC, J.; HUNECK, S. (1994): Guaianolides from *Crepis crocea*. – *Phytochemistry* **35**: 269–270.
43. RYCROFT, D.S.; CONNOLLY, J.D.; HUNECK, S.; HIMMELREICH, U. (1995): Revised structure of haemoventosin. – *Z. Naturforsch.* **50b**: 1557–1563.
44. LUMBSCH, H.T.; LUNKE, T.; FEIGE, G.B.; HUNECK, S. (1995): Anamylopsoraceae – A new family of lichenized ascomycetes with stipitate apothecia (Lecanorales: Argyriineae). – *Pl. Syst. Evol.* **198**: 275–286.
45. JESKE, F.; HUNECK, S.; JAKUPOVIC, J. (1996). Further sesquiterpene lactones from *Inula saalsooides* (Turcz.) Ostenf. – *Phytochemistry* **41**: 1539–1542.
46. HUNECK, S. (unter Mitwirkung von H.D. KNAPP) (2010): 10000 Kilometer unterwegs im Herzen Asiens. – *Expeditionsberichte aus der Mongolei*. – Jena, 112 S.

References

- HUNECK, S. (unter Mitwirkung von H.D. KNAPP) (2010): 1000 Kilometer unterwegs im Herzen Asiens. *Expeditionsberichte aus der Mongolei*. – Jena, 112 S.
- STORDEUR, R.; SIPMAN, H.J.M.; ELIX, J.A. (2011): In memory of Siegfried Huneck 9 September 1928 – 9 October 2011. – *Herzogia* **24**: 185–205.

Address:

Prof. Dr. Hans D. Knapp
 Bundesamt für Naturschutz
 Internationale Naturschutzakademie Insel Vilm
 D-18581 Putbus, Deutschland
 e-mail: hans.d.knapp@bfn-vilm.de