

University of Nebraska - Lincoln

DigitalCommons@University of Nebraska - Lincoln

---

Nebraska 4-H Clubs: Historical Materials and  
Publications

4-H Youth Development

---

1952

## As We Judge : Extension Circular 0-44-2

Follow this and additional works at: <https://digitalcommons.unl.edu/a4hhistory>



Part of the [Service Learning Commons](#)

---

"As We Judge : Extension Circular 0-44-2" (1952). *Nebraska 4-H Clubs: Historical Materials and Publications*. 58.

<https://digitalcommons.unl.edu/a4hhistory/58>

This Article is brought to you for free and open access by the 4-H Youth Development at DigitalCommons@University of Nebraska - Lincoln. It has been accepted for inclusion in Nebraska 4-H Clubs: Historical Materials and Publications by an authorized administrator of DigitalCommons@University of Nebraska - Lincoln.

E.C.O-44-2



As We Judge

UNIVERSITY OF  
NEBRASKA  
AGRICULTURAL LIBRARY  
MAR 12 1955

EXTENSION SERVICE  
UNIVERSITY OF NEBRASKA COLLEGE OF AGRICULTURE  
AND U. S. DEPARTMENT OF AGRICULTURE  
COOPERATING  
W. V. LAMBERT, DIRECTOR

# As We Judge in 1952



Let's Agree -

THE REAL PURPOSE OF 4-H JUDGING IS

to help boys and girls recognize


standards of quality in 4-H products,

and

to give them practice in making

choices and definite decisions

which they can support with good reasons.



## WE JUDGE IN 1952 CLUB MEETINGS

When baby brother picks up the red ball instead of the grey one, he is making a choice. When 10 year old Mary says to her 4-H club leader, "I like this one best", she has made a choice, and we call it 4-H judging. We make choices every day, all our lives.

Almost every club meeting should include some judging practice. It should begin in a very simple fashion. The leader might talk about just one animal or article and ask the members to think and vote as a group first. Judging cards or score cards can be used as suggested below.

When live animals are not available, pictures, livestock products, rope halters, blankets, combs can be judged. In home economics clubs, there is no end to the real products and the samples that can be judged in club meetings.

Suggestions to leaders of many of the projects propose that the club members judge their own products. It is excellent training in developing the ability to accept criticism of one's efforts, but sometimes the feelings of sensitive boys and girls can be terribly hurt by the thoughtless remarks of other youngsters. The good leader can generally offer extra praise to the victim of such treatment, and at the same time give the group a little training in tactfulness.

Score cards or judging cards are included with the literature for several of the 4-H projects. In dairy clubs, it is a score card for all breeds with a perfect score of 100 points. In beef, swine and sheep clubs, there are judging cards which help the members rate the animal, but do not score them by numerical points. Some of the older home economics manuals include score cards with numerical points. The newer home economics 4-H circulars contain no score cards, and in several other projects there are no cards.

In 1952, efforts will be made to improve these cards and to encourage their use by leaders in club meetings, at judging days, and in coaching teams for future judging contests.

One good way to teach members to judge is to give each of them a score card or judging card and a pencil and then, as a group, look at, discuss, and score or rate one animal or article. The members should learn the new words on the cards and connect them with the product they are studying. Then they can try another card on another animal or article, doing this one alone and comparing results. If this is done several times in local club meetings, members will be learning the real foundation for the group plan of judging 4-H exhibits at fairs and shows.

## AS WE JUDGE IN 1952 TRAINING MEETINGS AND CONTESTS

Leaders often wonder if their own personal ideas and standards are correct. They may score a product high and then wish they knew if the official judge at the fair would do the same.

One of the problems of 1952, and probably for years to come, is to develop uniformity among all judges regarding these standards of perfection. Experienced 4-H club members and leaders know that judges vary in their opinions, exhibits will not look the same from day to day at different shows, and human errors can be made even by the best of judges.


The Extension Service will offer leader training days and judging days again in 1952. Some new methods of teaching boys and girls to judge may be tried. Leaders who attend can learn the standards that are being used by the state extension specialists in the educational program for Nebraska 4-H clubs.

Another way to "make the official placing" in judging practice at the club meeting, is to share the responsibility with parents who attend. On a livestock tour, ask three of the parents to act as the judging committee and work together in making the official placing. In the cooking club, ask three mothers to come to the meeting to be the official judges. They like it, and it will build parent interest in the club activities.

Judging contests have been developed around the idea that there must be four animals or articles or products in a "class", that the four must be placed first, second, third, and fourth, and that reasons are given orally or in writing for placing the first one over the second one, etc. Members usually compete as teams of two, three, or four representing the club, county, or state.

To train members for such competition, begin by having them place and give reasons on two animals or articles that are "placeable" that is, two units that differ in quality to the extent that almost everyone would agree on the placing. Then try it with three or four units in the class and make the placings more difficult. First training can be as a group, but later practice must be individual work without discussion between members.

Beginners will do best if they can look at the animals or articles while they try their first reasons. Teach them to compare, using the words from the judging cards, then drill them on comparisons rather than simple descriptions. Good reasons include only the outstanding comparisons, not every detail. As the members get more experience, they should give reasons on their placing of the entire class, and also without looking at the class. In contests, they can take notes to review before giving their reasons. Training in taking notes that are worth something should be included in the preparation for contests.



## RANKING WITHIN GROUPS

Some judges have like to rank the individual exhibits as they grouped them into purple, blue, red, and white groups. They say it pleases the ringside and the exhibitors who still think about winning first, second, third, etc., and who still love the champion. They feel that a gradual shift to true group plan judging is better than a sudden change.

The managements of some shows want the exhibits grouped and then some champions picked from the purples. This focuses attention on a few individuals and helps the newspapers and radio and television programs. Some special awards are offered in such a way that it is necessary to pick top place winners.

Additional experience with group plan judging should lead toward the long-time objective of placing each exhibit in its proper group according to merit, as if it were measured on a score card, without ranking the exhibits within the groups. As club members and parents and friends become accustomed to group plan judging, the trend should be toward acceptance of this long-time objective.



## ONE JUDGE'S EXPERIENCE

One judge in 1951 demonstrated that he could handle a large number of exhibits in a day by looking the animals over carefully as they walked by, and then sending them directly into the white, red, blue, and purple groups. He went over each group again to shift a few up or down to another group if necessary, but he did not make any attempt to rank the exhibits within the white, red, or blue groups. He picked from three to five top calves for purple out of each class, and talked about them individually. Exhibitors and ringside seemed to be well satisfied with the judge's work.

## DIVIDING THE PREMIUM

Under the group plan, exhibitors must be prepared to share the awards when the number of entries and quality are high. The usual custom is to announce a maximum award for each group, say \$4 for purple, \$3 for blue, \$2 for red, and nothing for white, and also the total dollars available for the class. Supposing \$100 is set up for the class, and the ribbons are hung as follows:

8 purple @	\$4.00 =	\$32.00
15 blue @	3.00 =	45.00
24 red @	2.00 =	48.00
		\$125.00

Then the fair management would scale down each premium by  $\frac{1}{5}$  and pay \$3.20 for purple, \$2.40 for blue and \$1.60 for red ribbon awards.

No premiums are paid over the maximums, so some fairs will use the money left in small entry classes to help pay the deficit in the large classes.

## AS WE JUDGE EXHIBITS

The Nebraska Extension Service, its county extension agents, will try to help the judging program in all 4-H clubs in 1952.

The trend is from the placing of exhibits in the group plan of judging which collects the white groups according to merit. The same tests and to judging practice in club meetings.

Statements on this page are intended to be carried on this year in leader training, and exhibiting and judging at fairs.

## GROUP PLAN JUDGING

The judging cards and score cards on this circular for beginning judges. The true group plan judging of the future. Club members learn to use the cards. They follow the idea unconsciously. They follow their ideals, then the judge's fitting climax to the year's study.

At the fair, the judge does not have an unwritten one in his mind. He finds in the exhibits. If he finds a third, etc., he merely ranks the group judging, his biggest problem is out the day. He may be embarrassed over another. It is only a matter of time.

It takes real courage to judge entries according to actual quality. Entries in one class and on that there should be purples too, to put most of the exhibits in blue groups where they are similar competition. The local plan judging and expect to be successful regardless of quality.

In perfect group plan judging in the blue ribbon group at the fair should also place in the blue ribbon petition of the year at any club that the appearance of the exhibits shows.

When one objective of the group plan is to keep the number of purple entries in the case in market animal sale, the judge raises his purple that would rate very low. It is that possibly three per cent. In other projects, if quality is shown in the purple group may be the best.

As a guide, for trial purposes, numerical scores are applied following for the four groups:

Purple	- 95
Blue	- 85
Red	- 75
White	- 65
No award	- below 65



## AND CONTEST IN 1952

state 4-H leaders, state specialists, and local leaders and 4-H members improve 1952.

first, second, third and fourth toward the entries into purple, blue, red, and the change may be applied to judging contests.

to be the foundation for the activities to judging days, coaching of judging teams,

## AND SCORE CARDS

re cards suggested elsewhere in judging are really the foundation of exhibits at 4-H shows. If club judges well, and fair judges learn to judge as they compare the exhibits competition at the fairs can be a joy and training in club activities.

es not use a score card, but he in mind in the ideal he is trying to place entries first, second, what comes before him. If he is determined to be consistent through- out enthusiastic about one class and go human to make a few mistakes.

on the part of the judge to place merit. Just because there are to four in another does not mean either class. It takes courage, as at a local show in white, red, would likely go in state fair or people may not understand group re the best exhibits made purple

ging, an exhibit which is placed the local club show, for example, ribbon group in the keenest competition the large shows. This assumes exhibit does not change between the

class superintendent and judge people ribbons within a limit, as is classes headed toward an auction rights and chooses only those for which on a score card. The result percent of the big show are purple. ty is high, the percentage of the be as high as ten per cent.

in 1952, it is suggested that if ed, the range of points be the

ints and over  
94 points  
84 points  
74 points  
65 points


## THE SHOW ARENA AND RINGSIDE

Livestock is generally judged in an arena of some kind with space so the spectators can watch from the ringside and also hear the comments of the judge. The animals are usually judged the second and third days of the fair. On the other hand, home economics exhibits are generally judged as they come in to the fair, and in a crowded place where no one is wanted except the judge and a few helpers.

In 1952, some effort will be made at the state fair to offer the girls and the mothers and leaders and friends opportunities to be ringside spectators while the judges work. It will take some planning and management to get it done. There is no definite reason, however, why space cannot be provided and time taken during the fair to offer an interesting and educational judging program in home economics. If a livestock judge can group and discuss 200 to 500 animals in a day, a home economics judge should be able to do the same with clothing, foods, or home improvement exhibits.

## GROUP PLAN JUDGING CONTESTS

As the group plan of judging 4-H exhibits becomes more widely used and understood, judging contests may be changed so that from six to ten articles or animals are grouped into purple, blue, red, and white groups by the contestants. A few clubs have tried it in meetings, and the leaders say it is better training for the boys and girls than the usual type of contest. The change may be tried at judging days in 1952 in some projects at least. Getting large enough classes to work on will be a problem in livestock judging, but in home economics some of the classes can be arranged and taken from place to place by state leaders and specialists.



## SPORTSMANSHIP IN COMPETITION

When a judge accepts his assignment, he knows he cannot please everyone all the time. He is employed to do the best job he can, and his decisions are final. A good judge will be careful and courteous, and will offer helpful criticisms of workmanship on the products as well as about the excellence of the animals and materials.

Some members, and more parents, compete with blood in their eye, and can't take it when they don't win. They say they just can't understand it, and they want to know "why", and they say mean things about the show and the judge and their competitors. The only positive answer to the "why" is that they did not present an exhibit that attracted attention of the judge or impressed him as one deserving a higher award.

Most 4-H members enter a judging contest to find out how well they can judge and give reasons. Those who do not rate as high as others can take note of where they were scored down, and try to improve next time.

Exhibiting is full of "know how" which can be learned only by experience. There seems to be a little luck connected with it. A club member may have his day or her year. On the whole, however, the best club members are consistent winners who know how to take it when they slip a little, and also how to control their enthusiasm when they hit the top.

