

University of Nebraska - Lincoln

DigitalCommons@University of Nebraska - Lincoln

Gregory Snow Publications

Research Papers in Physics and Astronomy

May 2008

Upper Limit on the Diffuse Flux of Ultrahigh Energy Tau Neutrinos from the Pierre Auger Observatory

J. Abraham

Universidad Tecnológica Nacional, FR-Mendoza, Argentina

Gregory Snow

University of Nebraska - Lincoln, gsnow1@unl.edu

Pierre Auger Collaboration

Follow this and additional works at: <https://digitalcommons.unl.edu/physicsnow>



Part of the [Physics Commons](#)

Abraham, J.; Snow, Gregory; and Collaboration, Pierre Auger, "Upper Limit on the Diffuse Flux of Ultrahigh Energy Tau Neutrinos from the Pierre Auger Observatory" (2008). *Gregory Snow Publications*. 65.

<https://digitalcommons.unl.edu/physicsnow/65>

This Article is brought to you for free and open access by the Research Papers in Physics and Astronomy at DigitalCommons@University of Nebraska - Lincoln. It has been accepted for inclusion in Gregory Snow Publications by an authorized administrator of DigitalCommons@University of Nebraska - Lincoln.

Upper Limit on the Diffuse Flux of Ultrahigh Energy Tau Neutrinos from the Pierre Auger Observatory

J. Abraham,¹⁴ P. Abreu,⁶⁶ M. Aglietta,⁵² C. Aguirre,¹⁷ D. Allard,³² I. Allekotte,⁷ J. Allen,⁸⁵ P. Allison,⁸⁷
 J. Alvarez-Muñiz,⁷³ M. Ambrosio,⁵⁵ L. Anchordoqui,^{99,86} S. Andringa,⁶⁶ A. Anzalone,⁵¹ C. Aramo,⁵⁵ S. Argirò,⁴⁹
 K. Arisaka,⁹⁰ E. Armengaud,³² F. Arneodo,⁵³ F. Arqueros,⁷⁰ T. Asch,³⁸ H. Asorey,⁵ P. Assis,⁶⁶ B. S. Atulugama,⁸⁸
 J. Aublin,³⁴ M. Ave,⁹¹ G. Avila,¹³ T. Bäcker,⁴² D. Badagnani,¹⁰ A. F. Barbosa,¹⁹ D. Barnhill,⁹⁰ S. L. C. Barroso,²⁴
 P. Bauleo,⁸⁰ J. J. Beatty,⁸⁷ T. Beau,³² B. R. Becker,⁹⁶ K. H. Becker,³⁶ J. A. Bellido,⁸⁸ S. BenZvi,⁹⁸ C. Berat,³⁵
 T. Bergmann,⁴¹ P. Bernardini,⁴⁵ X. Bertou,⁵ P. L. Biermann,³⁹ P. Billoir,³⁴ O. Blanch-Bigas,³⁴ F. Blanco,⁷⁰ P. Blasi,^{82,43,54}
 C. Bleve,⁷⁶ H. Blümer,^{41,37} M. Boháčová,³⁰ C. Bonifazi,^{34,19} R. Bonino,⁵² M. Boratav,³⁴ J. Brack,^{80,92} P. Brogueira,⁶⁶
 W. C. Brown,⁸¹ P. Buchholz,⁴² A. Bueno,⁷² R. E. Burton,⁷⁸ N. G. Busca,³² K. S. Caballero-Mora,⁴¹ B. Cai,⁹⁴ D. V. Camin,⁴⁴
 L. Caramete,³⁹ R. Caruso,⁴⁸ W. Carvalho,²¹ A. Castellina,⁵² O. Catalano,⁵¹ G. Cataldi,⁴⁵ L. Cazon,⁹¹ R. Cester,⁴⁹
 J. Chauvin,³⁵ A. Chiavassa,⁵² J. A. Chinellato,²² A. Chou,^{85,82} J. Chye,⁸⁴ P. D. J. Clark,⁷⁵ R. W. Clay,¹⁶ E. Colombo,²
 R. Conceição,⁶⁶ B. Connolly,¹⁰¹ F. Contreras,¹² J. Coppens,^{60,62} A. Cordier,³³ U. Cotti,⁵⁸ S. Coutu,⁸⁸ C. E. Covault,⁷⁸
 A. Creusot,⁶⁸ A. Criss,⁸⁸ J. Cronin,⁹¹ A. Curutiu,³⁹ S. Dagoret-Campagne,³³ K. Daumiller,³⁷ B. R. Dawson,¹⁶
 R. M. de Almeida,²² C. De Donato,⁴⁴ S. J. de Jong,⁶⁰ G. De La Vega,¹⁵ W. J. M. de Mello Junior,²²
 J. R. T. de Mello Neto,^{91,27} I. DeMitri,⁴⁵ V. de Souza,⁴¹ L. del Peral,⁷¹ O. Deligny,³¹ A. Della Selva,⁴⁶ C. Delle Fratte,⁴⁷
 H. Dembinski,⁴⁰ C. Di Giulio,⁴⁷ J. C. Diaz,⁸⁴ C. Dobrigkeit,²² J. C. D'Olivo,⁵⁹ D. Dornic,³¹ A. Dorofeev,⁸³
 J. C. dos Anjos,¹⁹ M. T. Dova,¹⁰ D. D'Urso,⁴⁶ I. Dutan,³⁹ M. A. DuVernois,^{93,94} R. Engel,³⁷ L. Epele,¹⁰ M. Erdmann,⁴⁰
 C. O. Escobar,²² A. Etchegoyen,³ P. Facal San Luis,⁷³ H. Falcke,^{60,63} G. Farrar,⁸⁵ A. C. Fauth,²² N. Fazzini,⁸² F. Ferrer,⁷⁸
 S. Ferry,⁶⁸ B. Fick,⁸⁴ A. Filevich,² A. Filipčič,⁶⁷ I. Fleck,⁴² R. Fonte,⁴⁸ C. E. Fracchiolla,²⁰ W. Fulgione,⁵² B. García,¹⁴
 D. García Gámez,⁷² D. Garcia-Pinto,⁷⁰ X. Garrido,³³ H. Geenen,³⁶ G. Gelmini,⁹⁰ H. Gemmeke,³⁸ P. L. Ghia,^{31,52}
 M. Giller,⁶⁵ H. Glass,⁸² M. S. Gold,⁹⁶ G. Golup,⁶ F. Gomez Albarracin,¹⁰ M. Gómez Berisso,⁶ R. Gómez Herrero,⁷¹
 P. Gonçalves,⁶⁶ M. Gonçalves do Amaral,²⁸ D. Gonzalez,⁴¹ J. G. Gonzalez,⁸³ M. González,⁵⁷ D. Góra,^{41,64} A. Gorgi,⁵²
 P. Gouffon,²¹ V. Grassi,⁴⁴ A. F. Grillo,⁵³ C. Grunfeld,¹⁰ Y. Guardincerri,⁸ F. Guarino,⁴⁶ G. P. Guedes,²³ J. Gutiérrez,⁷¹
 J. D. Hague,⁹⁶ J. C. Hamilton,³² P. Hansen,⁷³ D. Harari,⁶ S. Harmsma,⁶¹ J. L. Harton,^{31,80} A. Haungs,³⁷ T. Hauschildt,⁵²
 M. D. Healy,⁹⁰ T. Hebbeker,⁴⁰ G. Hebrero,⁷¹ D. Heck,³⁷ C. Hojvat,⁸² V. C. Holmes,¹⁶ P. Homola,⁶⁴ J. Hörandel,⁶⁰
 A. Horneffer,⁶⁰ M. Horvat,⁶⁸ M. Hrabovský,³⁰ T. Huege,³⁷ M. Hussain,⁶⁸ M. Iarlori,⁴³ A. Insolia,⁴⁸ F. Ionita,⁹¹
 A. Italiano,⁴⁸ M. Kaducak,⁸² K. H. Kampert,³⁶ T. Karova,³⁰ B. Kégl,³³ B. Keilhauer,⁴¹ E. Kemp,²² R. M. Kieckhafer,⁸⁴
 H. O. Klages,³⁷ M. Kleifges,³⁸ J. Kleinfeller,³⁷ R. Knapik,⁸⁰ J. Knapp,⁷⁶ D.-H. Koang,³⁵ A. Krieger,² O. Krömer,³⁸
 D. Kuempel,³⁶ N. Kunka,³⁸ A. Kusenko,⁹⁰ G. La Rosa,⁵¹ C. Lachaud,³² B. L. Lago,²⁷ D. Lebrun,³⁵ P. LeBrun,⁸² J. Lee,⁹⁰
 M. A. Leigui de Oliveira,²⁶ A. Letessier-Selvon,³⁴ M. Leuthold,⁴⁰ I. Lhenry-Yvon,³¹ R. López,⁵⁶ A. Lopez Agüera,⁷³
 J. Lozano Bahilo,⁷² R. Luna García,⁵⁷ M. C. Maccarone,⁵¹ C. Macolino,⁴³ S. Maldera,⁵² G. Mancarella,⁴⁵
 M. E. Manceñido,¹⁰ D. Mandat,³⁰ P. Mantsch,⁸² A. G. Mariazzi,¹⁰ I. C. Maris,⁴¹ H. R. Marquez Falcon,⁵⁸ D. Martello,⁴⁵
 J. Martínez,⁵⁷ O. Martínez Bravo,⁵⁶ H. J. Mathes,³⁷ J. Matthews,^{83,89} J. A. J. Matthews,⁹⁶ G. Matthiae,⁴⁷ D. Maurizio,⁴⁹
 P. O. Mazur,⁸² T. McCauley,⁸⁶ M. McEwen,^{71,83} R. R. McNeil,⁸³ M. C. Medina,³ G. Medina-Tanco,⁵⁹ A. Meli,³⁹ D. Melo,²
 E. Menichetti,⁴⁹ A. Menschikov,³⁸ Chr. Meurer,³⁷ R. Meyhandan,⁶¹ M. I. Micheletti,³ G. Miele,⁴⁶ W. Miller,⁹⁶
 S. Mollerach,⁶ M. Monasor,^{70,71} D. Monnier Ragainie,³³ F. Montanet,³⁵ B. Morales,⁵⁹ C. Morello,⁵² J. C. Moreno,¹⁰
 C. Morris,⁸⁷ M. Mostafá,⁹⁷ M. A. Muller,²² R. Mussa,⁴⁹ G. Navarra,⁵² J. L. Navarro,⁷² S. Navas,⁷² P. Necesal,³⁰
 L. Nellen,⁵⁹ C. Newman-Holmes,⁸² D. Newton,^{76,73} T. Nguyen Thi,¹⁰⁰ N. Nierstenhoefer,³⁶ D. Nitz,⁸⁴ D. Nosek,²⁹
 L. Nožka,³⁰ J. Oehlschläger,³⁷ T. Ohnuki,⁹⁰ A. Olinto,^{32,91} V. M. Olmos-Gilbaja,⁷³ M. Ortiz,⁷⁰ F. Ortolani,⁴⁷
 S. Ostapchenko,⁴¹ L. Otero,¹⁴ N. Pacheco,⁷¹ D. Pakk Selmi-Dei,²² M. Palatka,³⁰ J. Pallotta,¹ G. Parente,⁷³ E. Parizot,³²
 S. Parlati,⁵³ S. Pastor,⁶⁹ M. Patel,⁷⁶ T. Paul,⁸⁶ V. Pavlidou,⁹¹ K. Payet,³⁵ M. Pech,³⁰ J. Pękala,⁶⁴ R. Pelayo,⁵⁷ I. M. Pepe,²⁵
 L. Perrone,⁵⁰ S. Petrera,⁴³ P. Petrinca,⁴⁷ Y. Petrov,⁸⁰ Diep Pham Ngoc,¹⁰⁰ Dong Pham Ngoc,¹⁰⁰ T. N. Pham Thi,¹⁰⁰
 A. Pichel,¹¹ R. Piegai,⁸ T. Pierog,³⁷ M. Pimenta,⁶⁶ T. Pinto,⁶⁹ V. Pirronello,⁴⁸ O. Pisanti,⁴⁶ M. Platino,² J. Pochon,⁵
 P. Privitera,⁴⁷ M. Prouza,³⁰ E. J. Quel,¹ J. Rautenberg,³⁶ A. Redondo,⁷¹ S. Reucroft,⁸⁶ B. Revenu,³² F. A. S. Rezende,¹⁹
 J. Ridky,³⁰ S. Riggi,⁴⁸ M. Risse,³⁶ C. Rivière,³⁵ V. Rizi,⁴³ M. Roberts,⁸⁸ C. Robledo,⁵⁶ G. Rodriguez,⁷³
 D. Rodríguez Frías,⁷¹ J. Rodriguez Martino,⁴⁸ J. Rodriguez Rojo,¹² I. Rodriguez-Cabo,⁷³ G. Ros,^{70,71} J. Rosado,⁷⁰
 M. Roth,³⁷ B. Rouillé-d'Orfeuil,³² E. Roulet,⁶ A. C. Rovero,¹¹ F. Salamida,⁴³ H. Salazar,⁵⁶ G. Salina,⁴⁷ F. Sánchez,⁵⁹
 M. Santander,¹² C. E. Santo,⁶⁶ E. M. Santos,^{34,19} F. Sarazin,⁷⁹ S. Sarkar,⁷⁴ R. Sato,¹² V. Scherini,³⁶ H. Schieler,³⁷

A. Schmidt,³⁸ F. Schmidt,⁹¹ T. Schmidt,⁴¹ O. Scholten,⁶¹ P. Schovánek,³⁰ F. Schüssler,³⁷ S. J. Sciutto,¹⁰ M. Scuderi,⁴⁸
 A. Segreto,⁵¹ D. Semikoz,³² M. Settimo,⁴⁵ R. C. Shellard,^{19,20} I. Sidelnik,³ B. B. Siffert,²⁷ G. Sigl,³²
 N. Smetniansky De Grande,² A. Smiałkowski,⁶⁵ R. Šmída,³⁰ A. G. K. Smith,¹⁶ B. E. Smith,⁷⁶ G. R. Snow,⁹⁵ P. Sokolsky,⁹⁷
 P. Sommers,⁸⁸ J. Sorokin,¹⁶ H. Spinka,^{77,82} R. Squartini,¹² E. Strazzeri,⁴⁷ A. Stutz,³⁵ F. Suarez,⁵² T. Suomijärvi,³¹
 A. D. Supanitsky,⁵⁹ M. S. Sutherland,⁸⁷ J. Swain,⁸⁶ Z. Szadkowski,⁶⁵ J. Takahashi,²² A. Tamashiro,¹¹ A. Tamburro,⁴¹
 O. Taşcau,³⁶ R. Tcaciuc,⁴² D. Thomas,⁹⁷ R. Ticona,¹⁸ J. Tiffenberg,⁸ C. Timmermans,^{62,60} W. Tkaczyk,⁶⁵
 C. J. Todero Peixoto,²² B. Tomé,⁶⁶ A. Tonachini,⁴⁹ I. Torres,⁵⁶ D. Torresi,⁵¹ P. Travnicek,³⁰ A. Tripathi,⁹⁰ G. Tristram,³²
 D. Tscherniakovski,³⁸ M. Tueros,⁹ V. Tunncliffe,⁷⁵ R. Ulrich,³⁷ M. Unger,³⁷ M. Urban,³³ J. F. Valdés Galicia,⁵⁹
 I. Valiño,⁷³ L. Valore,⁴⁶ A. M. van den Berg,⁶¹ V. van Elewyck,³¹ R. A. Vázquez,⁷³ D. Veberič,⁶⁸ A. Veiga,¹⁰ A. Velarde,¹⁸
 T. Venters,^{91,32} V. Verzi,⁴⁷ M. Videla,¹⁵ L. Villaseñor,⁵⁸ S. Vorobiov,⁶⁸ L. Voyvodic,⁸² H. Wahlberg,¹⁰ O. Wainberg,⁴
 P. Walker,⁷⁵ D. Warner,⁸⁰ A. A. Watson,⁷⁶ S. Westerhoff,⁹⁸ G. Wiczorek,⁶⁵ L. Wiencke,⁷⁹ B. Wilczyńska,⁶⁴
 H. Wilczyński,⁶⁴ C. Wileman,⁷⁶ M. G. Winnick,¹⁶ H. Wu,³³ B. Wundheiler,² T. Yamamoto,⁹¹ P. Younk,⁹⁷ E. Zas,⁷³
 D. Zavrtnik,⁶⁸ M. Zavrtnik,⁶⁷ A. Zech,³⁴ A. Zepeda,⁵⁷ and M. Ziolkowski⁴²

(Pierre Auger Collaboration)

¹*Centro de Investigaciones en Láseres y Aplicaciones, CITEFA and CONICET, Argentina*

²*Centro Atómico Constituyentes, CNEA, Buenos Aires, Argentina*

³*Centro Atómico Constituyentes, Comisión Nacional de Energía Atómica and CONICET, Argentina*

⁴*Centro Atómico Constituyentes, Comisión Nacional de Energía Atómica and UTN-FRBA, Argentina*

⁵*Centro Atómico Bariloche, Comisión Nacional de Energía Atómica, San Carlos de Bariloche, Argentina*

⁶*Departamento de Física, Centro Atómico Bariloche, Comisión Nacional de Energía Atómica and CONICET, Argentina*

⁷*Centro Atómico Bariloche, Comisión Nacional de Energía Atómica and Instituto Balseiro (CNEA-UNC), San Carlos de Bariloche, Argentina*

⁸*Departamento de Física, FCEyN, Universidad de Buenos Aires y CONICET, Argentina*

⁹*Departamento de Física, Universidad Nacional de La Plata and Fundación Universidad Tecnológica Nacional, Argentina*

¹⁰*IFLP, Universidad Nacional de La Plata and CONICET, La Plata, Argentina*

¹¹*Instituto de Astronomía y Física del Espacio (CONICET), Buenos Aires, Argentina*

¹²*Pierre Auger Southern Observatory, Malargüe, Argentina*

¹³*Pierre Auger Southern Observatory and Comisión Nacional de Energía Atómica, Malargüe, Argentina*

¹⁴*Universidad Tecnológica Nacional, FR-Mendoza, Argentina*

¹⁵*Universidad Tecnológica Nacional, FR-Mendoza and Fundación Universidad Tecnológica Nacional, Argentina*

¹⁶*University of Adelaide, Adelaide, S.A., Australia*

¹⁷*Universidad Católica de Bolivia, La Paz, Bolivia*

¹⁸*Universidad Mayor de San Andrés, Bolivia*

¹⁹*Centro Brasileiro de Pesquisas Físicas, Rio de Janeiro, RJ, Brazil*

²⁰*Pontifícia Universidade Católica, Rio de Janeiro, RJ, Brazil*

²¹*Universidade de Sao Paulo, Inst. de Física, Sao Paulo, SP, Brazil*

²²*Universidade Estadual de Campinas, IFGW, Campinas, SP, Brazil*

²³*Univ. Estadual de Feira de Santana, Brazil*

²⁴*Universidade Estadual do Sudoeste da Bahia, Vitoria da Conquista, BA, Brazil*

²⁵*Universidade Federal da Bahia, Salvador, BA, Brazil*

²⁶*Universidade Federal do ABC, Santo André, SP, Brazil*

²⁷*Univ. Federal do Rio de Janeiro, Instituto de Física, Rio de Janeiro, RJ, Brazil*

²⁸*Univ. Federal Fluminense, Inst. de Física, Niterói, RJ, Brazil*

²⁹*Charles University, Institute of Particle & Nuclear Physics, Prague, Czech Republic*

³⁰*Institute of Physics of the Academy of Sciences of the Czech Republic, Prague, Czech Republic*

³¹*Institut de Physique Nucléaire, Université Paris-Sud, IN2P3/CNRS, Orsay, France*

³²*Laboratoire AstroParticule et Cosmologie, Université Paris 7, IN2P3/CNRS, Paris, France*

³³*Laboratoire de l'Accélérateur Linéaire, Université Paris-Sud, IN2P3/CNRS, Orsay, France*

³⁴*Laboratoire de Physique Nucléaire et de Hautes Energies, Universités Paris 6 & 7, IN2P3/CNRS, Paris Cedex 05, France*

³⁵*Laboratoire de Physique Subatomique et de Cosmologie, IN2P3/CNRS, Université Grenoble 1 et INPG, Grenoble, France*

³⁶*Bergische Universität Wuppertal, Wuppertal, Germany*

³⁷*Forschungszentrum Karlsruhe, Institut für Kernphysik, Karlsruhe, Germany*

³⁸*Forschungszentrum Karlsruhe, Institut für Prozessdatenverarbeitung und Elektronik, Germany*

³⁹*Max-Planck-Institut für Radioastronomie, Bonn, Germany*

⁴⁰*RWTH Aachen University, III. Physikalisches Institut A, Aachen, Germany*

⁴¹*Universität Karlsruhe (TH), Institut für Experimentelle Kernphysik (IEKP), Karlsruhe, Germany*

- ⁴²Universität Siegen, Siegen, Germany
- ⁴³Università de l'Aquila and Sezione INFN, Aquila, Italy
- ⁴⁴Università di Milano and Sezione INFN, Milan, Italy
- ⁴⁵Università del Salento and Sezione INFN, Lecce, Italy
- ⁴⁶Università di Napoli "Federico II" and Sezione INFN, Napoli, Italy
- ⁴⁷Università di Roma II "Tor Vergata" and Sezione INFN, Roma, Italy
- ⁴⁸Università di Catania and Sezione INFN, Catania, Italy
- ⁴⁹Università di Torino and Sezione INFN, Torino, Italy
- ⁵⁰Università del Salento and Sezione INFN, Lecce, Italy
- ⁵¹Istituto di Astrofisica Spaziale e Fisica Cosmica di Palermo (INAF), Palermo, Italy
- ⁵²Istituto di Fisica dello Spazio Interplanetario (INAF), Università di Torino and Sezione INFN, Torino, Italy
- ⁵³INFN, Laboratori Nazionali del Gran Sasso, Assergi (L'Aquila), Italy
- ⁵⁴Osservatorio Astrofisico di Arcetri, Florence, Italy
- ⁵⁵Sezione INFN di Napoli, Napoli, Italy
- ⁵⁶Benemérita Universidad Autónoma de Puebla, Puebla, Mexico
- ⁵⁷Centro de Investigación y de Estudios Avanzados del IPN (CINVESTAV), México, D.F., Mexico
- ⁵⁸Universidad Michoacana de San Nicolas de Hidalgo, Morelia, Michoacan, Mexico
- ⁵⁹Universidad Nacional Autonoma de Mexico, Mexico, D.F., Mexico
- ⁶⁰IMAPP, Radboud University, Nijmegen, Netherlands
- ⁶¹Kernfysisch Versneller Instituut, University of Groningen, Groningen, Netherlands
- ⁶²NIKHEF, Amsterdam, Netherlands
- ⁶³ASTRON, Dwingeloo, Netherlands
- ⁶⁴Institute of Nuclear Physics PAN, Krakow, Poland
- ⁶⁵University of Łódź, Łódź, Poland
- ⁶⁶LIP and Instituto Superior Técnico, Lisboa, Portugal
- ⁶⁷J. Stefan Institute, Ljubljana, Slovenia
- ⁶⁸Laboratory for Astroparticle Physics, University of Nova Gorica, Slovenia
- ⁶⁹Instituto de Física Corpuscular, CSIC-Universitat de València, Valencia, Spain
- ⁷⁰Universidad Complutense de Madrid, Madrid, Spain
- ⁷¹Universidad de Alcalá, Alcalá de Henares (Madrid), Spain
- ⁷²Universidad de Granada & C.A.F.P.E., Granada, Spain
- ⁷³Universidad de Santiago de Compostela, Spain
- ⁷⁴Rudolf Peierls Centre for Theoretical Physics, University of Oxford, Oxford, United Kingdom
- ⁷⁵Institute of Integrated Information Systems, University of Leeds, United Kingdom
- ⁷⁶School of Physics and Astronomy, University of Leeds, United Kingdom
- ⁷⁷Argonne National Laboratory, Argonne, Illinois, USA
- ⁷⁸Case Western Reserve University, Cleveland, Ohio, USA
- ⁷⁹Colorado School of Mines, Golden, Colorado, USA
- ⁸⁰Colorado State University, Fort Collins, Colorado, USA
- ⁸¹Colorado State University, Pueblo, Colorado, USA
- ⁸²Fermilab, Batavia, Illinois, USA
- ⁸³Louisiana State University, Baton Rouge, Louisiana, USA
- ⁸⁴Michigan Technological University, Houghton, Michigan, USA
- ⁸⁵New York University, New York, New York, USA
- ⁸⁶Northeastern University, Boston, Massachusetts, USA
- ⁸⁷Ohio State University, Columbus, Ohio, USA
- ⁸⁸Pennsylvania State University, University Park, Pennsylvania, USA
- ⁸⁹Southern University, Baton Rouge, Louisiana, USA
- ⁹⁰University of California, Los Angeles, California, USA
- ⁹¹University of Chicago, Enrico Fermi Institute, Chicago, Illinois, USA
- ⁹²University of Colorado, Boulder, Colorado, USA
- ⁹³University of Hawaii, Honolulu, Hawaii, USA
- ⁹⁴University of Minnesota, Minneapolis, Minnesota, USA
- ⁹⁵University of Nebraska, Lincoln, Nebraska, USA
- ⁹⁶University of New Mexico, Albuquerque, New Mexico, USA
- ⁹⁷University of Utah, Salt Lake City, Utah, USA
- ⁹⁸University of Wisconsin, Madison, Wisconsin, USA
- ⁹⁹University of Wisconsin, Milwaukee, Wisconsin, USA
- ¹⁰⁰Institute for Nuclear Science and Technology, Hanoi, Vietnam
- ¹⁰¹University of Pennsylvania, Philadelphia, Pennsylvania, USA

(Received 11 December 2007; published 27 May 2008)

The surface detector array of the Pierre Auger Observatory is sensitive to Earth-skimming tau neutrinos that interact in Earth's crust. Tau leptons from ν_τ charged-current interactions can emerge and decay in the atmosphere to produce a nearly horizontal shower with a significant electromagnetic component. The data collected between 1 January 2004 and 31 August 2007 are used to place an upper limit on the diffuse flux of ν_τ at EeV energies. Assuming an E_ν^{-2} differential energy spectrum the limit set at 90% C.L. is $E_\tau^2 dN_{\nu_\tau}/dE_\nu < 1.3 \times 10^{-7} \text{ GeV cm}^{-2} \text{ s}^{-1} \text{ sr}^{-1}$ in the energy range $2 \times 10^{17} \text{ eV} < E_\nu < 2 \times 10^{19} \text{ eV}$.

DOI: [10.1103/PhysRevLett.100.211101](https://doi.org/10.1103/PhysRevLett.100.211101)

PACS numbers: 95.85.Ry, 95.55.Vj, 98.70.Sa

The detection of ultrahigh energy (UHE) cosmic neutrinos at EeV ($1 \text{ EeV} \equiv 10^{18} \text{ eV}$) energies and above is a long-standing experimental challenge. Many experiments are searching for such neutrinos, and there are several ongoing efforts to construct dedicated experiments to detect them [1–3]. Their discovery would open a new window to the universe [4], and provide an unique opportunity to test fundamental particle physics at energies well beyond current or planned accelerators. The observation of UHE cosmic rays (UHECRs) requires that there exist UHE cosmic neutrinos, even though the nature of the UHECR particles and their production mechanisms are still uncertain. All models of UHECR origin predict neutrino fluxes from the decay of charged pions which are produced either in interactions of the cosmic rays in their sources, or in their subsequent interactions with background radiation fields. For example, UHECR protons interacting with the cosmic microwave background (CMB) give rise to the so-called “cosmogenic” or GZK neutrinos [5]. The recently reported suppression of the cosmic ray flux above $\sim 4 \times 10^{19} \text{ eV}$ [6–8] as well as the observed correlation of the highest energy cosmic rays with relatively nearby extragalactic objects [9] both point to UHECR interactions on the infrared or microwave backgrounds during extragalactic propagation. These interactions must result in UHE neutrinos although their flux is somewhat uncertain since this depends on the primary UHECR composition and on the nature and cosmological evolution of the sources as well as on their spatial distribution [10,11].

Tau neutrinos are suppressed in such production processes relative to ν_e or ν_μ , because they are not an end product of the charged pion decay chain and far fewer are made through the production and decay of heavy flavours such as charm. Nevertheless, because of neutrino flavor mixing, the usual 1:2 ratio of ν_e to ν_μ at production is altered to approximately equal fluxes for all flavours after travelling cosmological distances [12]. Soon after the discovery of neutrino oscillations [13] it was shown that ν_τ entering the Earth just below the horizon (Earth-skimming) [14–16] can undergo charged-current interactions and produce τ leptons. Since a τ lepton can travel tens of kilometers in the Earth at EeV energies, it can emerge into the atmosphere and decay in flight producing an nearly horizontal extensive air shower (EAS) above the detector. In this way the effective target volume for neutrinos can be rather large.

The Pierre Auger Observatory [17] has been designed to measure UHECRs with unprecedented precision. Detection of UHECRs is being achieved exploiting the two available techniques to detect EAS, namely, arrays of surface particle detectors and telescopes that detect fluorescence radiation. UHE particles such as protons or heavier nuclei interact high in the atmosphere, producing showers that contain muons and an electromagnetic component of electrons, positrons, and photons. This latter component reaches a maximum at an atmospheric depth of order 800 g cm^{-2} , after which it is gradually attenuated. Inclined showers that reach the ground after travelling through 2000 g cm^{-2} or more of the atmosphere are dominated by muons arriving at the detector in a thin and flat shower front.

The surface detector (SD) array of the Pierre Auger Observatory can be used to identify neutrino-induced showers [18–20]. The fluorescence detectors can also be used for neutrino searches [21,22] but the nominal 10% duty cycle of the fluorescence technique reduces the sensitivity. The electromagnetic component of neutrino-induced showers might reach the ground if the shower develops close enough to the detector, producing a signal which has a longer time duration than for an inclined shower initiated by a nucleonic primary. Thus close examination of inclined showers enables showers developing near to the ground and those produced early in the atmosphere to be distinguished. This allows the clean identification of showers induced by neutrinos, and, in particular, those induced by ν_τ , with the SD [23–25].

Here we present the result of a search for deep, inclined, showers in the data collected with the SD of the Pierre Auger Observatory. Identification criteria have been developed to find EAS that are generated by τ leptons emerging from the Earth. No candidates have been found in the data collected between 1 January 2004 and 31 August 2007—equivalent to roughly 1 yr of operation of the planned full array.

The construction of the Southern Pierre Auger Observatory in Mendoza, Argentina, is currently close to being completed. It consists of an array of water Cherenkov tanks arranged in a hexagonal grid of 1.5 km covering an area of 3000 km^2 that is overlooked by 24 fluorescence telescopes located at four sites around the perimeter. The array comprises 1600 cylindrical tanks of 10 m^2 surface containing purified water, 1.2 m deep, each instrumented with $3 \times 9''$ photomultiplier tubes sampled

by 40 MHz Flash Analog Digital Converters (FADCs) [17]. Each tank is regularly monitored and calibrated in units of vertical equivalent muon (VEM) corresponding to the signal produced by a μ traversing the tank vertically [26].

The procedure devised to identify neutrino candidate events within the data set is based on an end-to-end simulation of the whole process, from the interaction of the ν_τ inside the Earth to the detection of the signals in the tanks. The first step is the calculation of the τ flux emerging from the Earth. This is done using a simulation of the coupled interplay between the τ and the ν_τ fluxes through charged-current weak-interactions and τ decay, taking into account also the energy losses due to neutral current interactions for both particles, and bremsstrahlung, pair production and nuclear interactions for the τ lepton. The emerging τ flux can be folded with the τ decay probability to give the differential probability of τ decaying in the atmosphere as a function of its energy and decay altitude, $d^2 p_\tau/dE_\tau dh_c$.

Modeling of the showers from τ decays in the atmosphere is performed using the AIRES code [27]. The TAUOLA package [28] is used to simulate τ decay and obtain the secondary particles and their energies. Showers induced by the products of decaying τ s with energies between 10^{17} to 3×10^{20} eV are simulated at zenith angles ranging between 90.1° and 95.9° and at an altitude of the decay point above the Pierre Auger Observatory in the range 0–2500 m. Finally, to evaluate the response of the SD to such events, the particles reaching the ground in the simulation are stored and injected into a detailed simulation of the SD [29].

A set of conditions has been designed and optimized to select showers induced by Earth-skimming ν_τ , rejecting those induced by UHECR. The 25 ns time resolution of the FADC traces allows unambiguous distinction between the narrow signals induced by muons and the broad signals induced by the electromagnetic component (Fig. 1). For this purpose we tag the tanks for which the main segment of the FADC trace has 13 or more neighboring bins over a threshold of 0.2 VEM, and for which the ratio of the integrated signal over the peak height exceeds 1.4. A neutrino candidate is required to have over 60% of the triggered tanks satisfying these “young shower” conditions as well as fulfilling the central trigger condition [17] with these tanks. In addition the triggered tanks are required to have elongated patterns on the ground defining the azimuthal arrival direction (as expected for inclined events) by assigning a length and a width to the pattern and restricting its ratio (length/width > 5). Finally, we calculate the apparent speed of the signal moving across the ground along the azimuthal direction, using the arrival times of the signals at ground and the projected distances between tanks. The average speed, as measured between pairs of triggered stations, is required to be compatible with that expected for an event traveling close to the horizontal

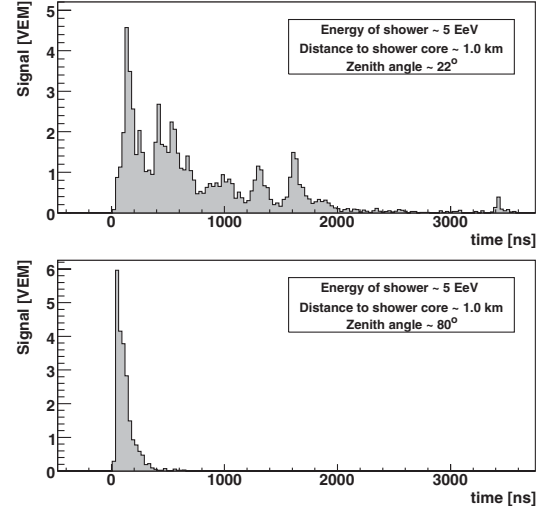


FIG. 1. FADC traces of stations at 1 km from the shower core for two real showers of 5 EeV. Top panel: electromagnetic component ($\theta \sim 22^\circ$); bottom: muonic signal ($\theta \sim 80^\circ$).

direction by requiring it to be very close to the speed of light, in the range $(0.29, 0.31) \text{ m ns}^{-1}$ with an r.m.s. scatter below 0.08 m ns^{-1} . These conditions are found to retain about 80% of the simulated τ showers triggering the SD. The final sample is expected to be free of background from UHECR-induced showers. In Fig. 2, we show the distributions of these discriminating variables for real events and simulated τ showers.

Over the period analyzed, no candidate events were found that fulfilled the selection criteria. Based on this, the Pierre Auger Observatory data can be used to place a limit on the diffuse flux of UHE ν_τ . For this purpose the exposure of the detector must be evaluated. The total exposure is the time integral of the instantaneous aperture which has changed as the detector has grown while it was being constructed and set into operation.

Calculation of the effective aperture for a fixed neutrino energy E_ν involves folding the aperture with the conversion probability and the identification efficiency. The identification efficiency ϵ_{ff} depends on the τ energy E_τ , the altitude above ground of the central part of the shower h_c (defined at 10 km after the decay point [19]), the position (x, y) of the shower in the surface S covered by the array, and the time t through the instantaneous configuration of the array. The expression for the exposure can be written as

$$\text{Exp} = \int_{\Omega} d\Omega \int_0^{E_\nu} dE_\tau \int_0^{\infty} dh_c \frac{d^2 p_\tau}{dE_\tau dh_c} B_\tau, \quad (1)$$

where

$$B_\tau(E_\tau, h_c) = \int_T dt \int_S dx dy \cos\theta \epsilon_{ff}[E_\tau, h_c, x, y, t], \quad (2)$$

where θ and Ω are the zenith and solid angles.

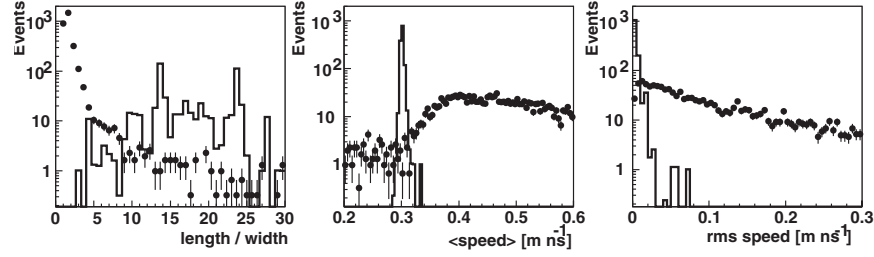


FIG. 2. Distribution of discriminating variables for showers initiated by τ s decaying in the atmosphere, generated by ν_{τ} s with energies sampled from an E_{ν}^{-2} flux (histogram), and for real events passing the “young shower” selection (points). Left: length/width ratio of the footprint of the shower on the ground; middle: average speed between pairs of stations; right: r.m.s. scatter of the speeds. See text for details.

The exposure is calculated using standard Monte Carlo techniques (MC) in two steps. The first integral deals with the detector-dependent part, including the time evolution of the array over the period T considered [Eq. (2)]. The integral in E_{τ} and h_c involves only the differential conversion probability and B_{τ} [Eq. (1)]. The estimated statistical uncertainty for the exposure is below 3%.

The MC simulations require some physical quantities that have not been experimentally measured in the relevant energy range, namely, the ν interaction cross-section, the τ energy loss, and the τ polarization. The main uncertainty in these comes from the QCD structure functions in the relevant kinematic range. We estimate the uncertainty in the exposure due to the ν cross-section to be 15% based on the allowed range explored in [30]. The uncertainties in the τ energy losses are dominated by the τ photonuclear cross section. The 40% difference among existing calculations for the τ energy losses [21,31,32], which use different structure functions, is used as the systematic uncertainty. The two extreme cases of polarization give 30% difference in exposure and we take this as the corresponding uncertainty. The relevant range of the structure functions includes regions of Bjorken- x and squared 4-momentum transfer, Q^2 , where no experimental data exist. Only extrapolations that follow the behavior observed in the regions with experimental data have been considered.

We also take into account uncertainties coming from neglecting the topography around the site of the Pierre Auger Observatory [33] (18%). We adopt a 25% systematic uncertainty due to MC simulations of the EAS and the detector, dominated by differences between hadronic models (QGSJET [34] and SIBYLL [35]).

Assuming a $f(E_{\nu}) \propto E_{\nu}^{-2}$ differential flux of ν_{τ} we have obtained a 90% C.L. limit on the diffuse flux of UHE ν_{τ} , whose level at 10^{18} eV is representative for any smooth spectral shape:

$$E_{\nu}^2 f(E_{\nu}) < 1.0_{-0.5}^{+0.3} \times 10^{-7} \text{ GeV cm}^{-2} \text{ s}^{-1} \text{ sr}^{-1} \quad (3)$$

The central value is computed using the ν cross-section from Ref. [30], the parametrisation of the energy losses from Ref. [32] and an uniform random distribution for the τ polarization. The uncertainties correspond to the combi-

nations of systematic uncertainties in the exposure as given above that lead to the highest or lowest neutrino event rate. The limit is applicable in the energy range $2 \times 10^{17} - 2 \times 10^{19}$ eV, with a systematic uncertainty of about 15%, over which 90% of the events are expected for $f(E_{\nu}) \propto E_{\nu}^{-2}$. In Fig. 3, we show our limit adopting the most pessimistic scenario for systematic uncertainties. It improves by a factor ~ 3 for the most optimistic one. For energies above 10^{20} eV, limits are usually quoted as $2.3/\text{Exp} \times E_{\nu}$ for different energy values (differential format), while at lower energies they are usually given assuming an E^{-2} flux (integrated format). We plot the differential format to demonstrate explicitly that the sensitivity of the Pierre Auger Observatory to Earth-skimming ν_{τ} peaks in a narrow energy range close to where the GZK neutrinos are expected.

The Earth-skimming technique used with data collected at the surface detector array of the Southern Pierre Auger Observatory, provides at present the most sensitive bound on neutrinos at EeV energies. This is the most relevant

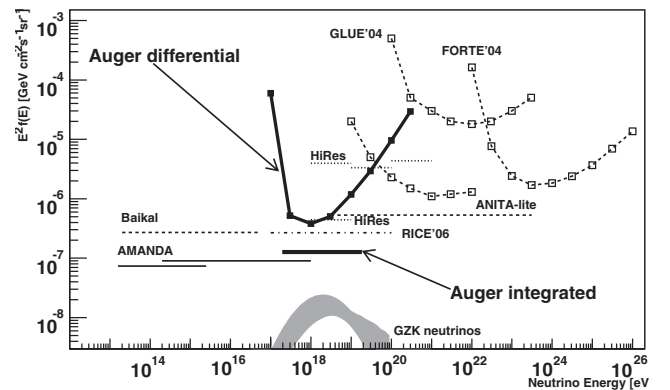


FIG. 3. Limits at 90% C.L. for a diffuse flux of ν_{τ} from the Pierre Auger Observatory. Limits from other experiments [36–43] are converted to a single flavor assuming a 1:1:1 ratio of the 3 neutrino flavours and scaled to 90% C.L. where needed. Two different formats are used: differential (squares) and integrated (constant lines). The shaded curve shows the range of expected fluxes of GZK neutrinos from Refs. [10,11], although predictions almost 1 order of magnitude lower and higher exist.

energy to explore the predicted fluxes of GZK neutrinos. The Pierre Auger Observatory will continue to take data for about 20 years over which time the limit should improve by over an order of magnitude if no neutrino candidate is found.

The successful installation and commissioning of the Pierre Auger Observatory would not have been possible without the strong commitment and effort from the technical and administrative staff in Malargüe. We are very grateful to the following agencies and organizations for financial support: Comisión Nacional de Energía Atómica, Fundación Antorchas, Gobierno De La Provincia de Mendoza, Municipalidad de Malargüe, NDM Holdings and Valle Las Leñas, in gratitude for their continuing cooperation over land access, Argentina; the Australian Research Council; Conselho Nacional de Desenvolvimento Científico e Tecnológico (CNPq), Financiadora de Estudos e Projetos (FINEP), Fundação de Amparo à Pesquisa do Estado de Rio de Janeiro (FAPERJ), Fundação de Amparo à Pesquisa do Estado de São Paulo (FAPESP), Ministério de Ciência e Tecnologia (MCT), Brazil; Ministry of Education, Youth and Sports of the Czech Republic; Centre de Calcul IN2P3/CNRS, Centre National de la Recherche Scientifique (CNRS), Conseil Régional Ile-de-France, Département Physique Nucléaire et Corpusculaire (PNC-IN2P3/CNRS), Département Sciences de l'Univers (SDU-INSU/CNRS), France; Bundesministerium für Bildung und Forschung (BMBF), Deutsche Forschungsgemeinschaft (DFG), Finanzministerium Baden-Württemberg, Helmholtz-Gemeinschaft Deutscher Forschungszentren (HGF), Ministerium für Wissenschaft und Forschung, Nordrhein-Westfalen, Ministerium für Wissenschaft, Forschung und Kunst, Baden-Württemberg, Germany; Istituto Nazionale di Fisica Nucleare (INFN), Ministero dell'Istruzione, dell'Università e della Ricerca (MIUR), Italy; Consejo Nacional de Ciencia y Tecnología (CONACYT), Mexico; Ministerie van Onderwijs, Cultuur en Wetenschap, Nederlandse Organisatie voor Wetenschappelijk Onderzoek (NWO), Stichting voor Fundamenteel Onderzoek der Materie (FOM), Netherlands; Ministry of Science and Higher Education, Grants No. 1 P03 D 014 30, No. N202 090 31/0623, and No. PAP/218/2006, Poland; Fundação para a Ciência e a Tecnologia, Portugal; Ministry for Higher Education, Science, and Technology, Slovenian Research Agency, Slovenia; Comunidad de Madrid, Consejería de Educación de la Comunidad de Castilla La Mancha, FEDER funds, Ministerio de Educación y Ciencia, Xunta de Galicia, Spain; Science and Technology Facilities Council, United Kingdom; Department of Energy, Contract No. DE-AC02-07CH11359, National Science Foundation, Grant No. 0450696, The Grainger Foundation USA; ALFA-EC / HELEN, European Union 6th Framework Program, Grant No. MEIF-CT-2005-025057, and UNESCO.

- [1] F. Halzen *et al.*, Rep. Prog. Phys. **65**, 1025 (2002).
- [2] F. Halzen, Science **315**, 66 (2007).
- [3] H. Falcke *et al.*, New Astron. Rev. **48**, 1487 (2004).
- [4] J. K. Becker, arXiv:0710.1557.
- [5] V. S. Berezinsky *et al.*, Phys. Lett. B **28**, 423 (1969).
- [6] R. Abbasi *et al.*, (HiRes), arXiv:0703099 [Phys. Rev. Lett. (to be published)].
- [7] T. Yamamoto (Pierre Auger Collaboration), arXiv:0707.2638 [30th ICRC (to be published)].
- [8] J. Abraham *et al.*, Pierre Auger Collaboration, Phys. Rev. Lett. (to be published).
- [9] J. Abraham *et al.*, Pierre Auger Collaboration, Science **318**, 938 (2007).
- [10] R. Engel *et al.*, Phys. Rev. D **64**, 093010 (2001).
- [11] D. Allard *et al.*, J. Cosmol. Astropart. Phys. **09** (2006) 005.
- [12] J. G. Learned *et al.*, Astropart. Phys. **3**, 267 (1995).
- [13] Y. Fukuda *et al.* (Super-Kamiokande), Phys. Rev. Lett. **81**, 1562 (1998).
- [14] D. Fargion, Astrophys. J. **570**, 909 (2002).
- [15] A. Letessier-Selvon, AIP Conf. Proc. **566**, 157 (2001).
- [16] J. L. Feng *et al.*, Phys. Rev. Lett. **88**, 161102 (2002).
- [17] J. Abraham *et al.* (Pierre Auger), Nucl. Instrum. Methods Phys. Res., Sect. A **523**, 50 (2004).
- [18] K. S. Capelle *et al.*, Astropart. Phys. **8**, 321 (1998).
- [19] X. Bertou *et al.*, Astropart. Phys. **17**, 183 (2002).
- [20] E. Zas, New J. Phys. **7**, 130 (2005).
- [21] C. Aramo *et al.*, Astropart. Phys. **23**, 65 (2005).
- [22] G. Miele *et al.*, Phys. Lett. B **634**, 137 (2006).
- [23] P. Billoir *et al.* (Pierre Auger), Nucl. Phys. B, Proc. Suppl. **168**, 225 (2007).
- [24] O. Blanch Bigas (Pierre Auger), arXiv:0707.1658 [30th ICRC (to be published)].
- [25] J. Alvarez-Muñiz (Pierre Auger), 30th ICRC (2007).
- [26] X. Bertou *et al.* (Pierre Auger), Nucl. Instrum. Methods Phys. Res., Sect. A **568**, 839 (2006).
- [27] S. Sciutto, <http://www.fisica.unlo.edu.ar/auger/aires/>, version 2.6.0 (2002).
- [28] S. Jadach *et al.*, Comput. Phys. Commun. **76**, 361 (1993).
- [29] P. L. Ghia (Pierre Auger), arXiv:0706.1212 [30th ICRC (to be published)].
- [30] L. A. Anchordoqui *et al.*, Phys. Rev. D **74**, 043008 (2006).
- [31] E. Bugaev *et al.*, Astropart. Phys. **21**, 491 (2004).
- [32] S. I. Dutta *et al.*, Phys. Rev. D **72**, 013005 (2005).
- [33] D. Gora *et al.*, Astropart. Phys. **26**, 402 (2007).
- [34] N. N. Kalmykov *et al.*, Nucl. Phys. B, Proc. Suppl. **52**, 17 (1997).
- [35] R. Engel *et al.*, 26th ICRC 1, 415 (1999).
- [36] A. Achterberg (IceCube), Phys. Rev. D **76**, 042008 (2007).
- [37] M. Ackermann *et al.* (IceCube), Astrophys. J. **675**, 1014 (2008).
- [38] K. Martens (HiRes), arXiv:0707.4417.
- [39] V. Aynutdinov *et al.* (BAIKAL), Astropart. Phys. **25**, 140 (2006).
- [40] I. Kravchenko *et al.*, Phys. Rev. D **73**, 082002 (2006).
- [41] S. W. Barwick *et al.* (ANITA), Phys. Rev. Lett. **96**, 171101 (2006).
- [42] P. W. Gorham *et al.*, Phys. Rev. Lett. **93**, 041101 (2004).
- [43] N. G. Lehtinen *et al.*, Phys. Rev. D **69**, 013008 (2004).