

2014

Event activity dependence of $T(nS)$ production in $\sqrt{s_{NN}} = 5.02$ TeV pPb and $\sqrt{s} = 2.76$ TeV pp collisions

S. Chatrchyan

Yerevan Physics Institute, Armenia

The CMS collaboration

Ekaterina Avdeeva

University of Nebraska-Lincoln, tsukanovaeg@gmail.com

Kenneth A. Bloom

University of Nebraska - Lincoln, kbloom2@unl.edu

S. Bose

University of Nebraska - Lincoln, sbose2@unl.edu

See next page for additional authors

Follow this and additional works at: <http://digitalcommons.unl.edu/physicsnow>

Chatrchyan, S.; The CMS collaboration; Avdeeva, Ekaterina; Bloom, Kenneth A.; Bose, S.; Claes, Daniel R.; Dominguez, Aaron; Gonzalez Suarez, Rebeca; Keller, J.; Kravchenko, Ilya; Lazo-Flores, Jose; Malik, Sudhir; Meier, F.; and Snow, Gregory, "Event activity dependence of $T(nS)$ production in $\sqrt{s_{NN}} = 5.02$ TeV pPb and $\sqrt{s} = 2.76$ TeV pp collisions" (2014). *Gregory Snow Publications*. 78. <http://digitalcommons.unl.edu/physicsnow/78>

This Article is brought to you for free and open access by the Research Papers in Physics and Astronomy at DigitalCommons@University of Nebraska - Lincoln. It has been accepted for inclusion in Gregory Snow Publications by an authorized administrator of DigitalCommons@University of Nebraska - Lincoln.

Authors

S. Chatrchyan, The CMS collaboration, Ekaterina Avdeeva, Kenneth A. Bloom, S. Bose, Daniel R. Claes, Aaron Dominguez, Rebeca Gonzalez Suarez, J. Keller, Ilya Kravchenko, Jose Lazo-Flores, Sudhir Malik, F. Meier, and Gregory Snow

Event activity dependence of $\Upsilon(nS)$ production in $\sqrt{s_{NN}} = 5.02$ TeV pPb and $\sqrt{s} = 2.76$ TeV pp collisions



The CMS collaboration

E-mail: cms-publication-committee-chair@cern.ch

ABSTRACT: The production of $\Upsilon(1S)$, $\Upsilon(2S)$, and $\Upsilon(3S)$ is investigated in pPb and pp collisions at centre-of-mass energies per nucleon pair of 5.02 TeV and 2.76 TeV, respectively. The datasets correspond to integrated luminosities of about 31 nb^{-1} (pPb) and 5.4 pb^{-1} (pp), collected in 2013 by the CMS experiment at the LHC. Upsilonons that decay into muons are reconstructed within the rapidity interval $|y_{CM}| < 1.93$ in the nucleon-nucleon centre-of-mass frame. Their production is studied as a function of two measures of event activity, namely the charged-particle multiplicity measured in the pseudorapidity interval $|\eta| < 2.4$, and the sum of transverse energy deposited at forward pseudorapidity, $4.0 < |\eta| < 5.2$. The Υ cross sections normalized by their event activity integrated values, $\Upsilon(nS)/\langle \Upsilon(nS) \rangle$, are found to rise with both measures of the event activity in pp and pPb. In both collision systems, the ratios of the excited to the ground state cross sections, $\Upsilon(nS)/\Upsilon(1S)$, are found to decrease with the charged-particle multiplicity, while as a function of the transverse energy the variation is less pronounced. The event activity integrated double ratios, $[\Upsilon(nS)/\Upsilon(1S)]_{\text{pPb}}/[\Upsilon(nS)/\Upsilon(1S)]_{\text{pp}}$, are also measured and found to be 0.83 ± 0.05 (stat.) ± 0.05 (syst.) and 0.71 ± 0.08 (stat.) ± 0.09 (syst.) for $\Upsilon(2S)$ and $\Upsilon(3S)$, respectively.

KEYWORDS: Quarkonium, Heavy Ions, Heavy-ion collision

ARXIV EPRINT: [1312.6300](https://arxiv.org/abs/1312.6300)

Contents

1	Introduction	1
2	Experimental setup and event selection	3
3	Signal extraction	4
4	Event activity integrated results	5
4.1	Double ratios: $[\Upsilon(nS)/\Upsilon(1S)]_{\text{pPb}}/[\Upsilon(nS)/\Upsilon(1S)]_{\text{pp}}$	5
4.2	Single cross section ratios: $\Upsilon(nS)/\Upsilon(1S)$	6
5	Event activity binned results	7
5.1	Excited-to-ground state cross section ratios: $\Upsilon(nS)/\Upsilon(1S)$	7
5.2	Self-normalized cross sections: $\Upsilon(nS)/\langle\Upsilon(nS)\rangle$	9
6	Summary	11
A	Results in tabulated format	13
	The CMS collaboration	19

1 Introduction

The suppression of the $\Upsilon(1S)$, $\Upsilon(2S)$, and $\Upsilon(3S)$ (collectively referred to as $\Upsilon(nS)$ in what follows) yields produced in heavy-ion collisions relative to proton-proton (pp) collisions was first measured by the Compact Muon Solenoid (CMS) experiment, at the Large Hadron Collider (LHC), in PbPb collisions at a centre-of-mass energy per nucleon pair of $\sqrt{s_{\text{NN}}} = 2.76$ TeV [1, 2]. The tightest bound state, $\Upsilon(1S)$, was observed to be less suppressed than the more loosely bound excited states, $\Upsilon(2S)$ and $\Upsilon(3S)$. Such ordering is theoretically predicted to occur in the presence of a deconfined medium in which the colour fields modify the spectral properties of the $b\bar{b}$ quark pair, and prevent the formation of a bound state [3–6]. However, other phenomena, discussed below, can affect the bottomonium yields at stages that precede or follow the formation of the $b\bar{b}$ pair and of the bound state, independently of the presence of a deconfined partonic medium. Some of these phenomena could lead to a suppression sequence that depends on the binding energy. In this context, measurements in reference systems are essential: proton-lead (pPb) collisions can probe nuclear effects, while pp collisions are essential for understanding the elementary bottomonium production mechanisms.

In heavy-ion collisions (AA), effects that precede the formation of the $b\bar{b}$ pair (called here initial-state effects), such as the modification of the nuclear parton distribution functions (nPDFs) in the incoming nuclei [7], parton energy loss, and the Cronin effect [8, 9],

are expected to affect the members of the Υ family in the same way, given their small mass difference and identical quantum numbers $J^{CP} = 1^{--}$. Consequently, any difference among the states is likely due to phenomena occurring after the $b\bar{b}$ production, during or after the Υ formation. Examples of final-state effects that might play a role include interactions with spectator nucleons that break up the state (nuclear absorption) [10, 11], and collisions with comoving hadrons [12, 13] or surrounding partons [6, 8, 14–16] that can dissociate the bound states or change their kinematics. Any of these final-state processes can affect the $\Upsilon(nS)$ yields differently, depending on the binding energy and size of each state, and be at play in AA and/or pA collisions, possibly with different strengths and weights, depending on the properties of the environment created in each case. A measurement of the $\Upsilon(1S)$ and $\Upsilon(2S+3S)$ production cross sections in pA collisions at $\sqrt{s_{NN}} \approx 39$ GeV using several targets, relative to proton-deuterium collisions [17], showed no difference, within uncertainties, between the ground state and the combined excited states, although a suppression was observed for both.

Understanding the production of bottomonia in elementary pp collisions is equally important for interpreting any additional effects in collisions involving heavy ions. At present, there are different proposed mechanisms to describe the evolution of a heavy-quark pair into a bound quarkonium state (a review can be found in e.g. ref. [18]), but little is known of the underlying event associated with each state. For instance, the fragmentation of the soft gluons involved in some mechanisms [19, 20], or the feed-down processes [4] (decays of the higher-mass states to one of lower mass) could generate different numbers of particles associated with each of the quarkonium states. Therefore, the average contribution from each state to the global event characteristics (multiplicity, transverse energy, etc) can be different. In addition, the recent observation in pp collisions at $\sqrt{s} = 7$ TeV [21] that the J/ψ yield increases with associated track multiplicity suggests that other phenomena need to be considered for a full understanding of the quarkonium production mechanism in elementary collisions.

This paper reports measurements of three observables characterizing the Υ mesons produced in pp and pPb collisions within the interval $|y_{CM}| < 1.93$, where y_{CM} is the meson rapidity in the centre-of-mass of the nucleon-nucleon collision. First, double ratios of the yields of the excited states, $\Upsilon(2S)$ and $\Upsilon(3S)$, to that of the ground state, $\Upsilon(1S)$, are reported in pPb with respect to pp collisions, $[\Upsilon(2S)/\Upsilon(1S)]_{pPb}/[\Upsilon(2S)/\Upsilon(1S)]_{pp}$, and similarly for the $\Upsilon(3S)$. Then, single yield ratios of the excited states to the ground state, $\Upsilon(nS)/\Upsilon(1S)$, are corrected for detector acceptance and reconstruction inefficiencies, and studied as a function of two event activity variables, measured in different rapidity ranges: a) the sum of the transverse energy deposited at a large rapidity gap with respect to the Υ , in the forward region ($4.0 < |\eta| < 5.2$), and b) the number of charged particles reconstructed in the central region ($|\eta| < 2.4$) that includes the rapidity range in which the Υ is measured. Lastly, $\Upsilon(nS)$ cross sections are studied as a function of the same event activity variables, with both cross sections and event activities divided by their values in all measured events. These values (denoted “activity-integrated values”) are found by including all events with no selection on transverse energy or particle multiplicity.

2 Experimental setup and event selection

The results presented in this paper use pp data corresponding to an integrated luminosity of 5.4 pb^{-1} , and pPb collision data corresponding to an integrated luminosity of 31 nb^{-1} . The pp data were collected at a centre-of-mass energy $\sqrt{s} = 2.76 \text{ TeV}$. In pPb collisions the beam energies were 4 TeV for protons, and 1.58 TeV per nucleon for lead nuclei, resulting in a centre-of-mass energy per nucleon pair of $\sqrt{s_{\text{NN}}} = 5.02 \text{ TeV}$. The direction of the higher-energy proton beam was initially set up to be clockwise, and was reversed after an integrated luminosity of 18 nb^{-1} of data was recorded. As a result of the energy difference of the colliding beams, the nucleon-nucleon centre-of-mass in the pPb collisions is not at rest with respect to the laboratory frame. Massless particles emitted at $|\eta_{\text{CM}}| = 0$ in the nucleon-nucleon centre-of-mass frame are detected at $\eta = -0.465$ (clockwise proton beam) or $+0.465$ (counterclockwise proton beam) in the laboratory frame.

A detailed description of the CMS detector can be found in ref. [22]. Its main feature is a superconducting solenoid of 6 m internal diameter, providing a magnetic field of 3.8 T. Within the field volume are the silicon pixel and strip tracker, the crystal electromagnetic calorimeter, and the brass/scintillator hadron calorimeter. The silicon pixel and strip tracker measures charged-particle trajectories in the range $|\eta| < 2.5$. It consists of 66 M pixel and 10 M strip channels. Muons are detected in the range $|\eta| < 2.4$, with detection planes based on three technologies: drift tubes, cathode strip chambers, and resistive-plate chambers. Because of the strong magnetic field and the fine granularity of the tracker, the muon p_{T} measurement based on information from the tracker alone has a resolution between 1% and 2% for a typical muon in this analysis. The CMS apparatus also has extensive forward calorimetry, including two steel/quartz-fibre Cherenkov hadron forward (HF) calorimeters, which cover the range $2.9 < |\eta| < 5.2$. These forward calorimeters are used for online event selection and provide a measure of the forward event activity.

Similar selection criteria as the ones developed in ref. [23] are applied to the pPb sample to remove electromagnetic, beam-gas, and multiple collisions (pileup). The longitudinal and transverse distance between the leading vertex (the vertex with the highest number of associated tracks) and the second vertex in an event are used as criteria for identifying and removing pileup events. These criteria are tightened when applied to the pp sample, which has a higher number of simultaneous collisions per beam crossing; at maximum, at the beginning of an LHC fill, 23% of the pp events had more than one collision, compared to 3% in pPb. After the selection, the remaining integrated luminosity in the pp sample is equivalent to 4.1 pb^{-1} , with a residual pileup lower than 3%. Since pileup only biases the event activity variables, this selection is applied to the event activity dependent part of the analysis, but not for the pp integrated results.

Monte Carlo (MC) events are used to evaluate efficiencies and acceptances. Signal $\Upsilon(\text{nS})$ events are generated, for 2.76 TeV and 5.02 TeV (boosted to have the correct rapidity distribution in the detector frame), using PYTHIA 6.424 [24]. In all samples, the $\Upsilon(\text{nS})$ decay is simulated using EVTGEN [25], assuming unpolarized production [26]. No systematic uncertainties are assigned for this assumption, any possible modification due to polarization being considered as part of the physics that is studied [27]. The final-

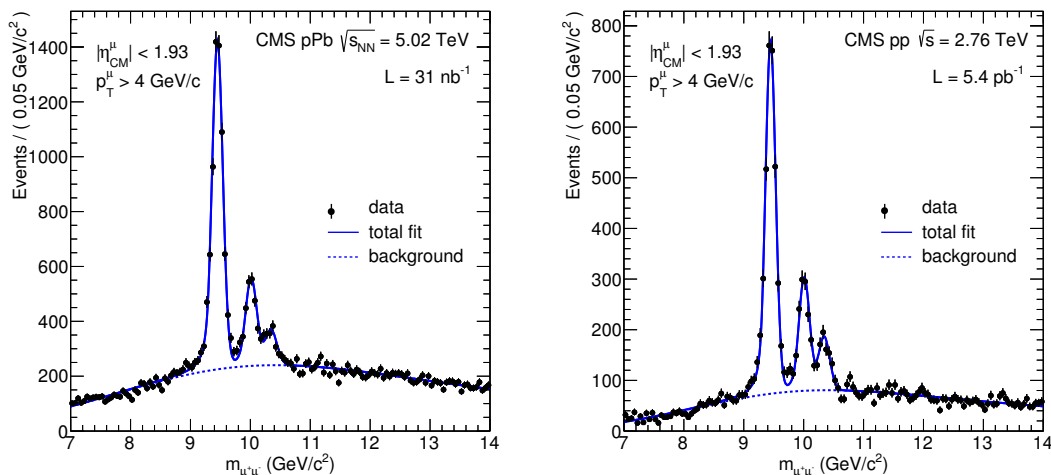


Figure 1. Invariant mass spectrum in pPb (left) and pp collisions (right) of $\mu^+\mu^-$ pairs with single muons with $p_T^\mu > 4 \text{ GeV}/c$ and $|\eta_{CM}^\mu| < 1.93$. The data (black circles) are overlaid with the fit (solid blue line). The background component of the fit is represented by the dashed blue line.

state bremsstrahlung is implemented using PHOTOS [28]. The CMS detector response is simulated with GEANT4 [29].

3 Signal extraction

The Υ states are identified through their dimuon decay. The events were selected online with a hardware-based trigger requiring two muon candidates in the muon detectors with no explicit momentum or rapidity thresholds. Offline, only reconstructed muons with pseudorapidity $|\eta_{CM}^\mu| < 1.93$ and transverse momentum $p_T^\mu > 4 \text{ GeV}/c$, passing the quality requirements described in ref. [30], are selected. The p_T^μ selection is identical to the one used in the PbPb analyses [1, 2], but the individual muon $|\eta_{CM}^\mu|$ is restricted to be smaller than 1.93, in order to keep a symmetric range in the pPb centre-of-mass frame. The same selections are used when analyzing the pPb and pp data. The p_T range of the selected dimuon candidates extends down to zero. The dimuon rapidity is limited to $|y_{CM}| < 1.93$. The resulting opposite-charge dimuon invariant-mass distributions are shown in figure 1 for the pPb (left) and pp (right) datasets, in the 7–14 GeV/c^2 range.

The $\Upsilon(nS)/\Upsilon(1S)$ yield ratios are extracted from an unbinned maximum likelihood fit to the invariant dimuon mass spectra, following the method described in ref. [2]. The reconstructed mass lineshape of each $\Upsilon(nS)$ state is modeled by a Crystal Ball (CB) function [31], i.e. a Gaussian function with the low-side tail replaced by a power law function describing final-state radiation. The mass resolution, described by the width of the Gaussian component of the CB, is constrained to scale with the ratios of the resonance masses. The resolution of the $\Upsilon(1S)$ mass is a free parameter in the activity-integrated fits, and fixed to the value obtained in the integrated fits when fitting in bins of event activity. Reasonable variations with multiplicity are considered in the systematic uncertainties. The CB tail parameters are fixed to values obtained from MC simulations. The $\Upsilon(nS)$ mass

ratios are fixed to their world average values [32], with the $\Upsilon(1S)$ mass left free and found to be consistent with its world average value. The background shape is modeled by an exponential function multiplied by an error function and all its parameters are left free in the fit, as in ref. [2].

The systematic uncertainties from the signal extraction are evaluated by allowing different line-shape variations. The signal shape is varied by fixing all CB parameters to their MC expectations, fixing only one CB parameter to the expectation, and leaving all CB parameters floating free. The background model is varied by using different shapes, and by constraining its parameters from a fit to the same-sign dimuon spectrum. The maximum observed variations are taken as a conservative estimate of the corresponding systematic uncertainties.

The pp reference data are taken at a different nucleon-nucleon centre-of-mass energy than the pPb data. In order to assess the \sqrt{s} dependence of the single ratio in pp collisions, the single ratios measured at $\sqrt{s} = 7$ TeV [33] and $\sqrt{s} = 1.8$ TeV [34, 35], tabulated in table 1, are compared to the $\sqrt{s} = 2.76$ TeV ratios of the present analysis. No significant difference is found within the systematic and statistical uncertainties in all samples. The 2.76 TeV pp sample is used to compute the double ratios since it was recorded with the same trigger requirements and reconstructed with the same algorithms as the pPb data, and hence the related efficiencies cancel in the double ratio, down to a level which is negligible ($<0.1\%$) with respect to other systematic and statistical uncertainties. It is further checked, for each sample, that the trigger, reconstruction, and selection efficiencies agree well, to better than 2%, between data and simulations (following the same procedure as in ref. [36]).

4 Event activity integrated results

4.1 Double ratios: $[\Upsilon(nS)/\Upsilon(1S)]_{\text{pPb}}/[\Upsilon(nS)/\Upsilon(1S)]_{\text{pp}}$

Using the raw yield ratios found by fitting separately the pPb and pp event activity integrated data samples, the double ratios are

$$\frac{\Upsilon(2S)/\Upsilon(1S)|_{\text{pPb}}}{\Upsilon(2S)/\Upsilon(1S)|_{\text{pp}}} = 0.83 \pm 0.05 \text{ (stat.)} \pm 0.05 \text{ (syst.)}$$

$$\frac{\Upsilon(3S)/\Upsilon(1S)|_{\text{pPb}}}{\Upsilon(3S)/\Upsilon(1S)|_{\text{pp}}} = 0.71 \pm 0.08 \text{ (stat.)} \pm 0.09 \text{ (syst.)}$$

The systematic uncertainties include uncertainties from the signal extraction procedure described above (6% and 13% for the $\Upsilon(2S)$ and $\Upsilon(3S)$, respectively), and from a potentially imperfect cancelation of the acceptances for individual states between the two centre-of-mass energies (2% and 1%, respectively, estimated from MC).

The above double ratios, in which the initial-state effects are likely to cancel, suggest the presence of final-state effects in the pPb collisions compared to pp collisions, that affect more strongly the excited states ($\Upsilon(2S)$ and $\Upsilon(3S)$) compared to the ground state ($\Upsilon(1S)$).

In figure 2 (left), the pPb double ratios are compared with the measurement in PbPb at $\sqrt{s_{\text{NN}}} = 2.76$ TeV [2]. The pPb ratios are larger than the corresponding PbPb ones.

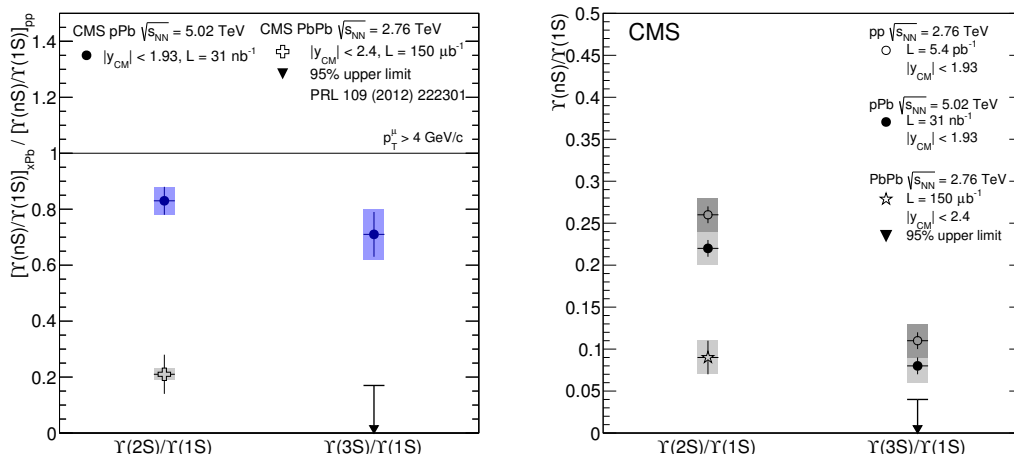


Figure 2. Left: event activity integrated double ratios of the excited states, $\Upsilon(2S)$ and $\Upsilon(3S)$, to the ground state, $\Upsilon(1S)$, in pPb collisions at $\sqrt{s_{NN}} = 5.02$ TeV with respect to pp collisions at $\sqrt{s} = 2.76$ TeV (circles), compared to the corresponding ratios for PbPb (cross) collisions at $\sqrt{s_{NN}} = 2.76$ TeV from ref. [2], which used a different dataset for the pp normalization. Right: event activity integrated single cross section ratios of the excited $\Upsilon(2S)$ and $\Upsilon(3S)$ to the ground $\Upsilon(1S)$ state, as measured in pp (open circles), pPb (full circles), and PbPb (open star) collisions at 2.76, 5.02, and 2.76 TeV, respectively. In both figures, the error bars indicate the statistical uncertainties, and the boxes represent the systematic uncertainties. The single ratios are available in tabulated form in table 2.

This observation may help in understanding the final-state mechanisms of suppression of excited Υ states in the absence of a deconfined medium, and their extrapolation to the PbPb system. It is noted here that the PbPb double ratios reported in ref. [2] were normalized to the smaller pp dataset collected by CMS in 2011. Once all the corrections are applied, the ratio of the 2011 to the 2013 pp single cross section ratios is 1.6 ± 0.4 (stat.), making them consistent within 1.5 standard deviations. Normalizing by the 2013 reference data would bring the PbPb double ratio up by the same factor 1.6 and reduce the statistical uncertainties, at the price of enhancing the systematic uncertainties since the trigger and reconstruction algorithm are different. Also, though single ratios in pp collisions do not depend significantly on \sqrt{s} [33, 34] and on rapidity [33], one should take into account when comparing or extrapolating the results in figure 2 that the pPb and PbPb single ratios differ in these aspects.

4.2 Single cross section ratios: $\Upsilon(nS)/\Upsilon(1S)$

The single ratios used as numerator and denominator in the pPb double ratios in figure 2 (left) are further corrected for detector acceptance (to a single muon transverse momentum coverage of $p_T^\mu > 0$ GeV/c and Upsilon $|y_{CM}| < 1.93$), reconstruction and trigger inefficiencies, and are given in figure 2 (right). The global uncertainties (not related to the signal extraction) are added in quadrature to the systematic uncertainties, and are estimated by following the same methods as in the previous analyses [2, 36]: by considering the effect of variations in the simulated kinematic distributions on the acceptance (7–8%) and efficiency

(1–2%) corrections, and from differences in the efficiency estimations from data and MC simulation ($< 1\%$). The PbPb values are derived from ref. [2] but, unlike the ones quoted in eq. (1) in that reference, they are corrected for acceptance and efficiency, following the same procedures as used for the 2013 samples.

Similar to the double ratios, the single ratios signal the presence of different (or stronger) final state effects acting on the excited states compared to the ground state from pp to pPb to PbPb collisions. For both types of ratios, a quantitative extrapolation of these effects in pPb to the corresponding PbPb requires theoretical modeling, which is beyond the scope of this paper.

5 Event activity binned results

5.1 Excited-to-ground state cross section ratios: $\Upsilon(nS)/\Upsilon(1S)$

The pp and pPb data are further analyzed separately as a function of event activity variables measured in two different rapidity regions. Specifically, the single ratios, $\Upsilon(2S)/\Upsilon(1S)$ and $\Upsilon(3S)/\Upsilon(1S)$, are measured in bins of: (1) $E_T^{|\eta|>4}$, the raw transverse energy deposited in the most forward part of the HF calorimeters at $4.0 < |\eta| < 5.2$, and (2) $N_{\text{tracks}}^{|\eta|<2.4}$, the number of charged particles, not including the two muons, with $p_T > 400 \text{ MeV}/c$ reconstructed in the tracker at $|\eta| < 2.4$ and originating from the same vertex as the Υ .

The binning is chosen using a minimum bias event sample, triggered by requiring at least one track with $p_T > 400 \text{ MeV}/c$ to be found in the pixel tracker for a bunch crossing. The bin upper boundaries, presented in table 3, are chosen for each variable so that they are half or round multiples of the uncorrected mean value in the minimum bias events, $\langle N_{\text{tracks, raw}}^{|\eta|<2.4} \rangle = 10$ and 41 , $\langle E_T^{|\eta|>4} \rangle = 3.5$ and 14.7 GeV for pp and pPb, respectively. Table 3 also lists, for each bin, the mean values of both variables, as computed from the dimuon sample used in the analysis, and the fraction of minimum bias events in the bin. For $N_{\text{tracks}}^{|\eta|<2.4}$, the mean is extracted after weighting each reconstructed track in one bin by a correction factor that accounts for the detector acceptance, the efficiency of the track reconstruction algorithm, and the fraction of misreconstructed tracks as described in ref. [23]. Based on studies in refs. [37, 38], the uncertainty in the total single-track correction is estimated to be 3.9% for the 2013 pp and pPb data, and 10% for the PbPb data.

The binned single ratios $\Upsilon(2S)/\Upsilon(1S)$ and $\Upsilon(3S)/\Upsilon(1S)$ are corrected for acceptance, and for trigger and reconstruction efficiencies. The bin-to-bin systematic uncertainties, represented by coloured boxes in figures 3 and 4, come from the fitting procedure and are in the ranges 3–8% ($\Upsilon(2S)/\Upsilon(1S)$) and 4–30% ($\Upsilon(3S)/\Upsilon(1S)$) for pp, and 3–8% ($\Upsilon(2S)/\Upsilon(1S)$) and 7–17% ($\Upsilon(3S)/\Upsilon(1S)$) for pPb. The uncertainty common to all points in a given dataset, quoted in the captions, is estimated following the same procedure as for the activity-integrated results.

In figure 3, for both pp and pPb, the results are shown as a function of forward transverse energy ($E_T^{|\eta|>4}$, left panel), and as a function of midrapidity track multiplicity ($N_{\text{tracks}}^{|\eta|<2.4}$, right panel). In all bins, the abscissae are given by the bin-average value listed

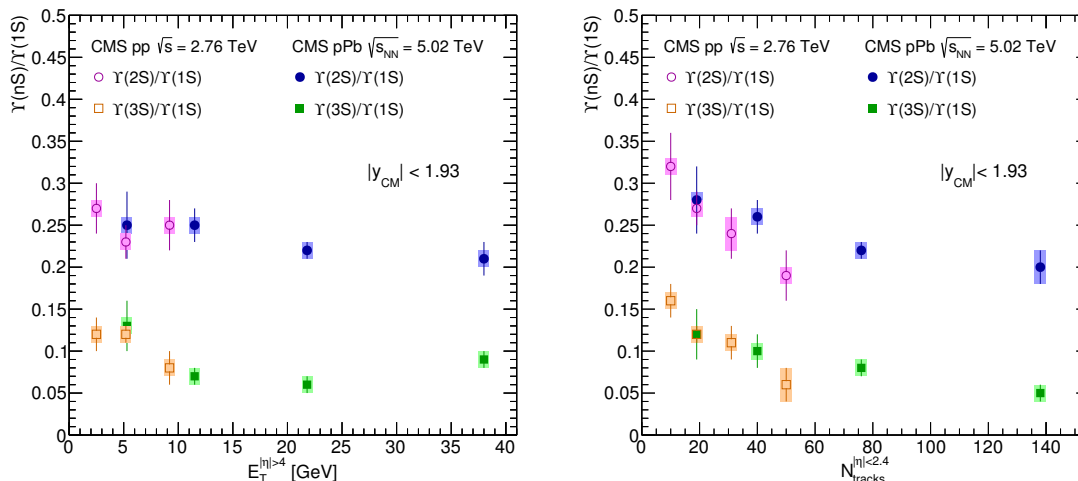


Figure 3. Single cross section ratios $\Upsilon(2S)/\Upsilon(1S)$ and $\Upsilon(3S)/\Upsilon(1S)$ for $|y_{CM}| < 1.93$ versus transverse energy measured in $4.0 < |\eta| < 5.2$ (left) and number of charged tracks measured in $|\eta| < 2.4$ (right), for pp collisions at $\sqrt{s} = 2.76$ TeV (open symbols) and pPb collisions at $\sqrt{s_{NN}} = 5.02$ TeV (closed symbols). In both figures, the error bars indicate the statistical uncertainties, and the boxes represent the point-to-point systematic uncertainties. The global uncertainties on the pp results are 7% and 8% for $\Upsilon(2S)/\Upsilon(1S)$ and $\Upsilon(3S)/\Upsilon(1S)$, respectively, while in the pPb results they amount to 8% and 9%, respectively. The results are available in tabulated form in table 4, with binning information provided in table 3.

in table 3. The ratios vary weakly as a function of $E_T^{|\eta|>4}$, while they exhibit a significant decrease with increasing $N_{\text{tracks}}^{|\eta|<2.4}$.

The difference observed between the Υ states when binning in $N_{\text{tracks}}^{|\eta|<2.4}$ can arise in two opposite ways. If, on the one hand, the $\Upsilon(1S)$ is systematically produced with more particles than the excited states, it would affect the underlying distribution of charged particles and create an artificial dependence when sliced in small multiplicity bins. This dependence should be sensitive to the underlying multiplicity distribution, and would result in a larger correlation if one reduces the size of the multiplicity bins. If, on the other hand, the Υ are interacting with the surrounding environment, the $\Upsilon(1S)$ is expected, as the most tightly bound state and the one of smallest size, to be less affected than $\Upsilon(2S)$ and $\Upsilon(3S)$, leading to a decrease of the $\Upsilon(nS)/\Upsilon(1S)$ ratios with increasing multiplicity. In either case, the ratios will continuously decrease from the pp to pPb to PbPb systems, as a function of event multiplicity.

The impact of additional underlying particles on the decreasing trend of the $\Upsilon(2S)/\Upsilon(1S)$ and $\Upsilon(3S)/\Upsilon(1S)$ versus $N_{\text{tracks}}^{|\eta|<2.4}$ in pp and pPb collisions is studied in more detail. The pp sample contains on average two extra charged tracks in the $\Upsilon(1S)$ events when compared to the $\Upsilon(2S)$ and $\Upsilon(3S)$ events, consistent with the pPb sample, though the average number of charged particles rises from 13 (pp) to 50 (pPb). The trend shown in the right panel of figure 3 is found to weaken (or even reverse) if one artificially lowers the number of charged particles in the $\Upsilon(1S)$ sample by two or three tracks for every event. In contrast, the number of extra charged particles does not vary when lowering the p_T thresh-

old down to 200 MeV/c in the $N_{\text{tracks}}^{|\eta|<2.4}$ computation, or when removing particles located in a cone of radius $\Delta R = \sqrt{(\Delta\phi)^2 + (\Delta\eta)^2} = 0.3$ or 0.5 around the Υ momentum direction. Extra charged particles are indeed expected in the $\Upsilon(1S)$ sample because of feed-down from higher-mass states, such as $\Upsilon(2S) \rightarrow \Upsilon(1S)\pi^+\pi^-$, but decay kinematics [24], with typically assumed feed-down fractions [4], do not lead to a significant rise of the number of charged particles with $p_T > 400$ MeV/c. While most feed-down contributions should come from the decays of P-wave states, such as $\chi_b \rightarrow \Upsilon(1S)\gamma$, the probability for a photon to convert in the detector material and produce at least one electron with $p_T > 400$ MeV/c, that is further reconstructed and selected, is very low ($<0.2\%$). This makes the number of reconstructed electrons not sufficient to produce the measured trend. Therefore, it is concluded that feed-down contributions cannot solely account for the observed features in the measured ratios. It is noted also that if the three Υ states are produced from the same initial partons, the mass difference between the $\Upsilon(1S)$ and the $\Upsilon(2S)$ (>500 MeV), or the $\Upsilon(1S)$ and the $\Upsilon(3S)$ (>800 MeV), could be found not only in the momentum of the $\Upsilon(1S)$, but also in extra particles created together with the $\Upsilon(1S)$.

For comparison, similarly corrected PbPb ratios, $\Upsilon(2S)/\Upsilon(1S)$, are computed from the double ratios presented in ref. [2] versus percentiles of transverse energy deposited in the HF in the $2.9 < |\eta| < 5.2$ range, which define the centrality of the PbPb event. The point-to-point systematic uncertainties are obtained as described in ref. [2] and are in the range 13–85% across all bins, while the 8% global uncertainty is calculated as for the activity-integrated results described above. The statistical uncertainty ranges from 24% to 139%. Because there is a relatively strong correlation between the charged-particle multiplicity and the transverse energy in PbPb collisions, the results reported here are not obtained by repeating the analysis as a function of $N_{\text{tracks}}^{|\eta|<2.4}$, but by estimating, in the dimuon sample, the corresponding $N_{\text{tracks}}^{|\eta|<2.4}$ value for each of the HF energy-binned results [2]. The estimation is done using a low-multiplicity PbPb sample reconstructed with the same reconstruction algorithm as the pp and pPb data, and the published PbPb p_T charged-track distribution [38] to account for the change in p_T shape between different PbPb event activity categories. Although the full HF acceptance is used for the centrality selection in PbPb, the plotted transverse energy is scaled to the same pseudorapidity coverage as the pp and pPb datasets ($4.0 < |\eta| < 5.2$) using the results in ref. [39].

In figure 4, the $\Upsilon(2S)/\Upsilon(1S)$ ratios from the three collision systems are plotted versus $E_T^{|\eta|>4}$ in the left panel, and versus $N_{\text{tracks}}^{|\eta|<2.4}$ in the right panel. A logarithmic x-axis scale is chosen to allow displaying the three systems together. The relatively wide most peripheral (50–100%) PbPb bin has little overlap with the highest-multiplicity pPb bin, preventing a direct comparison of the two systems at the same event activity. It should be noted that, within (large) uncertainties, the PbPb centrality dependence is not pronounced [2] and that all pp and pPb ratios are far above the PbPb activity-integrated ratio, shown in the right panel of figure 2.

5.2 Self-normalized cross sections: $\Upsilon(nS)/\langle\Upsilon(nS)\rangle$

All the ratios presented so far address the relative differences between the excited states and the ground state. In addition, the individual $\Upsilon(nS)$ yields, self-normalized to their

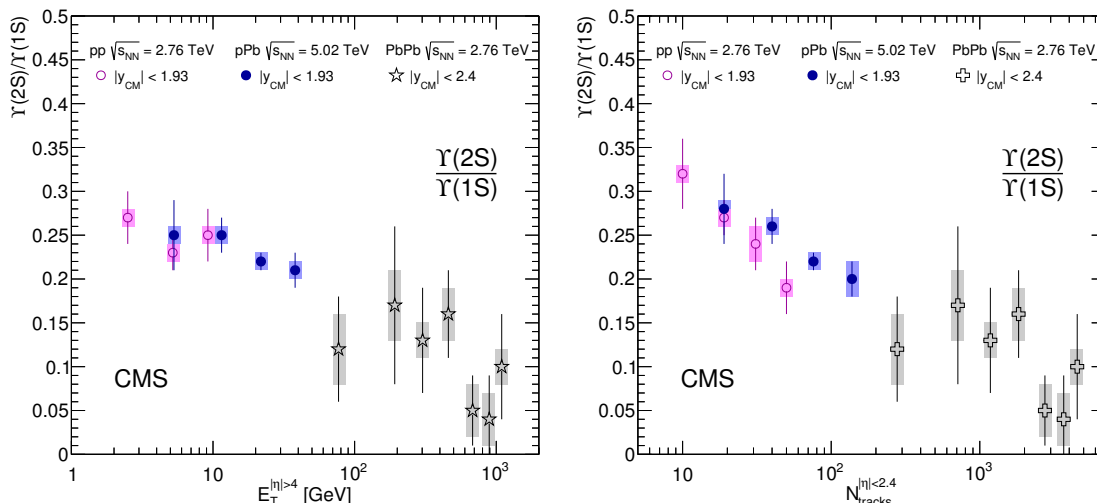


Figure 4. Single cross section ratios $\Upsilon(2S)/\Upsilon(1S)$ for $|y_{CM}| < 1.93$ versus (left) transverse energy measured at $4.0 < |\eta| < 5.2$ and (right) charged-particle multiplicity measured in $|\eta| < 2.4$, for pp collisions at $\sqrt{s} = 2.76$ TeV (open symbols) and pPb collisions at $\sqrt{s_{NN}} = 5.02$ TeV (closed circles). Both figures also include the $\Upsilon(2S)/\Upsilon(1S)$ ratios for $|y_{CM}| < 2.4$ measured in PbPb collisions at $\sqrt{s_{NN}} = 2.76$ TeV (open stars and crosses). The error bars in the figures indicate the statistical uncertainties, and the boxes represent the point-to-point systematic uncertainties. The global uncertainties of the results are 7%, 8%, and 8% for the pp, pPb, and PbPb, respectively. The results are available in tabulated form in tables 4 and 6, with binning information provided in tables 3 and 6.

activity-integrated values, are computed. The results are shown in figure 5 in bins of $E_T^{|\eta|>4} / \langle E_T^{|\eta|>4} \rangle_{\text{total}}$ (top) and $N_{\text{tracks}}^{|\eta|<2.4} / \langle N_{\text{tracks}}^{|\eta|<2.4} \rangle_{\text{total}}$ (bottom), for pp and pPb collisions, where the denominator is averaged over all events. These ratios are constructed from the yields extracted from the same fit as the single ratios and are corrected for the residual activity-dependent efficiency that does not cancel in the ratio. The systematic uncertainties are determined following the same procedure as for the other results reported in this paper. The bin-to-bin systematic uncertainties, represented by the coloured boxes in figure 5, come from the fitting procedure and are in the ranges 3–7% ($\Upsilon(1S)$), 5–14% ($\Upsilon(2S)$) and 6–20% ($\Upsilon(3S)$), depending on the bin. Figure 5 (left) also shows the corresponding ratios for the $\Upsilon(1S)$ state in PbPb collisions, which are derived from ref. [2] by dividing the nuclear modification factors (R_{AA}) binned in centrality by the centrality-integrated R_{AA} value. The $\Upsilon(2S)$ results from ref. [2] are not included here because of their low precision.

All the self-normalized cross section ratios increase with increasing forward transverse energy and midrapidity particle multiplicity in the event. In the cases where Pb ions are involved, the increase observed in both variables can arise from the increase in the number of nucleon-nucleon collisions. The pp results are reminiscent of a similar J/ψ measurement made in pp collisions at 7 TeV [21]. A possible interpretation of the positive correlation between the Υ production yield and the underlying activity of the pp event is the occurrence of multiple parton-parton interactions in a single pp collision [40].

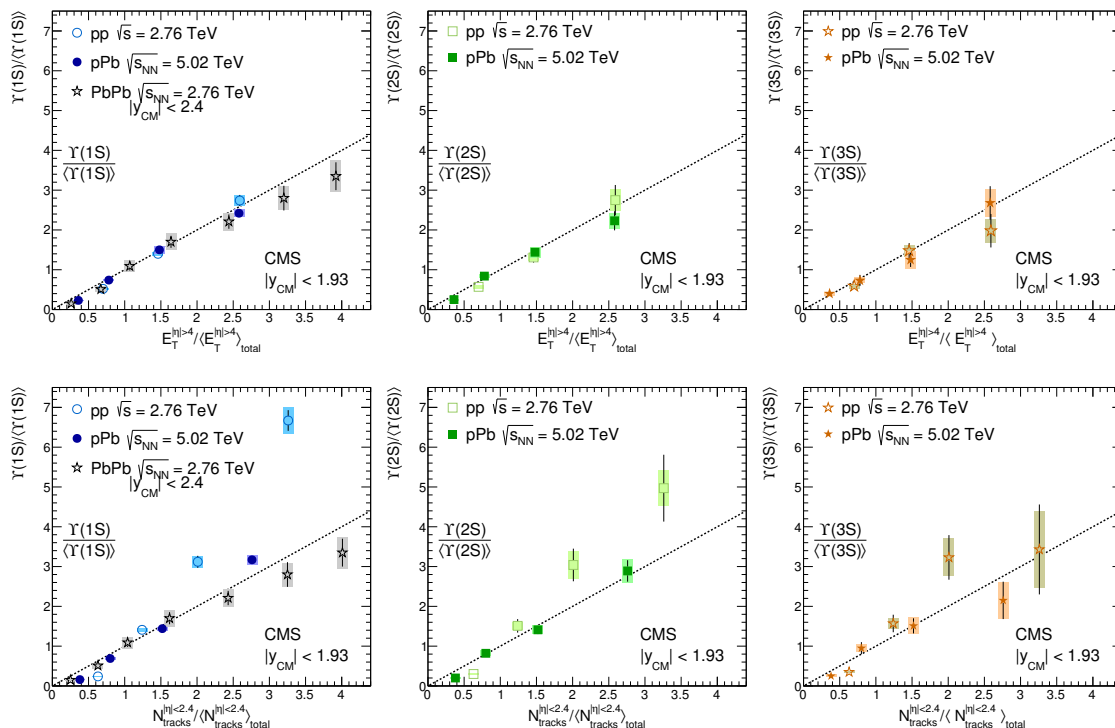


Figure 5. The $\Upsilon(nS)$ cross section versus transverse energy measured at $4 < |\eta| < 5.2$ (top row) and versus charged-track multiplicity measured in $|\eta| < 2.4$ (bottom row), measured in $|y_{CM}| < 1.93$ in pp collisions at $\sqrt{s} = 2.76$ TeV and pPb collisions at $\sqrt{s_{NN}} = 5.02$ TeV. For $\Upsilon(1S)$, the PbPb data at $\sqrt{s_{NN}} = 2.76$ TeV (open stars) are overlaid. Cross sections and x-axis variables are normalized by their corresponding activity-integrated values. For all points, the abscissae are at the mean value in each bin. The dotted line is a linear function with a slope equal to unity. The error bars indicate the statistical uncertainties, and the boxes represent the point-to-point systematic uncertainties. The results are available in tabulated form in table 5.

To compare the trends between collision systems, linear fits (not shown) are performed separately for the pp, pPb, and PbPb results. In the case of the forward transverse energy binning, the self-normalized ratios in all three collision systems are found to have a slope consistent with unity. Hence, no significant difference between pp, pPb, and PbPb results or between individual states is observed when correlating Υ production yields with forward event activity. The similarity of the three systems has to be tempered by the fact that very different mean values are used for normalizing the forward transverse energy, 3.5, 14.7, and 765 GeV, respectively, as well as by the absence of sensitivity of the $\Upsilon(nS)/\langle\Upsilon(nS)\rangle$ observable to a modification that is independent of event activity. In contrast, the case of $N_{tracks}^{|\eta| < 2.4}$ binning shows differences between the three states, an observation which is related to the single-ratio variations observed in figure 3 (right). The $\Upsilon(1S)$, in particular, exhibits the fastest rise in pp collisions.

6 Summary

The relative production of the three Υ states has been investigated in pPb and pp collisions collected in 2013 by the CMS experiment, in the $|y_{CM}| < 1.93$ centre-of-mass ra-

pidity range. The self-normalized cross section ratios, $\Upsilon(1S)/\langle\Upsilon(1S)\rangle$, $\Upsilon(2S)/\langle\Upsilon(2S)\rangle$, $\Upsilon(3S)/\langle\Upsilon(3S)\rangle$, increase with event activity. The excited-to-ground-states cross section ratios, $\Upsilon(nS)/\Upsilon(1S)$, are found to decrease with increasing charged-particle multiplicity as measured in the $|\eta| < 2.4$ pseudorapidity interval that contains the region in which the Υ are measured. This unexpected dependence suggests novel phenomena in quarkonium production that could arise from a larger number of charged particles being systematically produced with the ground state, or from a stronger impact of the growing number of nearby particles on the more weakly bound states. This dependence is less pronounced when the event activity is inferred from transverse energy deposited in the forward $4.0 < |\eta| < 5.2$ region. When integrated over event activity, the double ratios $[\Upsilon(nS)/\Upsilon(1S)]_{\text{pPb}}/[\Upsilon(nS)/\Upsilon(1S)]_{\text{pp}}$ are found to be equal to 0.83 ± 0.05 (stat.) ± 0.05 (syst.) and 0.71 ± 0.08 (stat.) ± 0.09 (syst.) for $\Upsilon(2S)$ and $\Upsilon(3S)$, respectively, which are larger than the corresponding double ratios measured for PbPb collisions. This suggests the presence of final-state suppression effects in the pPb collisions compared to pp collisions which affect more strongly the excited states ($\Upsilon(2S)$ and $\Upsilon(3S)$) compared to the ground state ($\Upsilon(1S)$). A global understanding of the effects at play in pp, pPb, and PbPb calls for more activity-related studies of the Υ yields in pp collisions, as well as for additional PbPb data allowing a more detailed investigation of the most peripheral events.

We congratulate our colleagues in the CERN accelerator departments for the excellent performance of the LHC machine. We thank the technical and administrative staff at CERN and other CMS institutes, and acknowledge support from: BMWF and FWF (Austria); FNRS and FWO (Belgium); CNPq, CAPES, FAPERJ, and FAPESP (Brazil); MES (Bulgaria); CERN; CAS, MoST, and NSFC (China); COLCIENCIAS (Colombia); MSES (Croatia); RPF (Cyprus); MEYS (Czech Republic); MoER, SF0690030s09 and ERDF (Estonia); Academy of Finland, MEC, and HIP (Finland); CEA and CNRS/IN2P3 (France); BMBF, DFG, and HGF (Germany); GSRT (Greece); OTKA and NKTH (Hungary); DAE and DST (India); IPM (Iran); SFI (Ireland); INFN (Italy); NRF and WCU (Korea); LAS (Lithuania); CINVESTAV, CONACYT, SEP, and UASLP-FAI (Mexico); MSI (New Zealand); PAEC (Pakistan); MSHE and NSC (Poland); FCT (Portugal); JINR (Armenia, Belarus, Georgia, Ukraine, Uzbekistan); MON, RosAtom, RAS and RFBR (Russia); MSTB (Serbia); SEIDI and CPAN (Spain); Swiss Funding Agencies (Switzerland); NSC (Taipei); TUBITAK and TAEK (Turkey); NASU (Ukraine); STFC (United Kingdom); DOE and NSF (USA). Individuals have received support from the Marie-Curie programme and the European Research Council and EPLANET (European Union); the Leventis Foundation; the A. P. Sloan Foundation; the Alexander von Humboldt Foundation; the Belgian Federal Science Policy Office; the Fonds pour la Formation à la Recherche dans l'Industrie et dans l'Agriculture (FRIA-Belgium); the Agentschap voor Innovatie door Wetenschap en Technologie (IWT-Belgium); the Ministry of Education, Youth and Sports (MEYS) of Czech Republic; the Council of Science and Industrial Research, India; the Compagnia di San Paolo (Torino); the HOMING PLUS programme of Foundation for Polish Science, cofinanced by EU, Regional Development Fund; and the Thalys and Aristeia programmes cofinanced by EU-ESF and the Greek NSRF.

A Results in tabulated format

Data	p_T [GeV/c]	Rapidity	$\frac{\Upsilon(2S)}{\Upsilon(1S)}$ total	$\frac{\Upsilon(3S)}{\Upsilon(1S)}$ total
CMS pp $\sqrt{s} = 2.76$ TeV	0–40	$ y < 1.93$	0.26 ± 0.02	0.11 ± 0.02
CMS pp $\sqrt{s} = 7$ TeV [33]	0–38	$ y < 2.4$	0.26 ± 0.03	0.13 ± 0.02
CDF $p\bar{p}$ $\sqrt{s} = 1.9$ TeV [34]	1–10	$ y < 0.4$	0.28 ± 0.05	0.16 ± 0.03

Table 1. The \sqrt{s} dependence of the excited-to-ground-state cross section ratios, $\frac{\Upsilon(nS)}{\Upsilon(1S)}$, in pp and $p\bar{p}$ collisions. The total quoted uncertainties represent the quadratic sum of the statistical, systematic, and global uncertainties. Listed also are the Υ rapidity and transverse momentum ranges for which each measurement is reported.

Data	Rapidity	$\frac{\Upsilon(2S)}{\Upsilon(1S)}$	$\frac{\Upsilon(3S)}{\Upsilon(1S)}$
pp $\sqrt{s} = 2.76$ TeV	$ y_{CM} < 1.93$	$0.26 \pm 0.01 \pm 0.01 \pm 0.02$	$0.11 \pm 0.01 \pm 0.01 \pm 0.01$
pPb $\sqrt{s_{NN}} = 5.02$ TeV	$ y_{CM} < 1.93$	$0.22 \pm 0.01 \pm 0.01 \pm 0.02$	$0.08 \pm 0.01 \pm 0.01 \pm 0.01$
PbPb $\sqrt{s_{NN}} = 2.76$ TeV	$ y_{CM} < 2.4$	$0.09 \pm 0.02 \pm 0.02 \pm 0.01$	<0.04 (at 95% confidence level)

Table 2. The excited-to-ground-state cross section ratios, $\frac{\Upsilon(nS)}{\Upsilon(1S)}$, for Upsilon with $p_T < 40$ GeV/c, in pp, pPb, and PbPb collisions at nucleon-nucleon center of mass collision energy of 2.76, 5.02, and 2.76 TeV, respectively. Listed uncertainties are statistical first, systematic second, and global third.

Bin	$N_{\text{tracks}}^{ \eta <2.4}$				$E_T^{ \eta >4}$				
	$[N_{\text{tracks}}^{ \eta <2.4}]$	$\langle N_{\text{tracks}}^{ \eta <2.4} \rangle$	$\langle E_T^{ \eta >4} \rangle$	Frac	$[E_T^{ \eta >4}]$	$\langle E_T^{ \eta >4} \rangle$	$\langle N_{\text{tracks}}^{ \eta <2.4} \rangle$	Frac	
	(raw)		[GeV]	(%)	[GeV]			(%)	
pp	1	0–10	9.8 ± 0.4	3.3	64	0–3.5	2.5	9.6 ± 0.4	59
	2	11–20	19.4 ± 0.8	4.7	25	3.5–7.0	5.2	17.2 ± 0.7	32
	3	21–30	30.7 ± 1.2	5.9	8	≥ 7.0	9.2	25.8 ± 1.0	9
	4	≥ 31	49.9 ± 1.9	7.1	3				
pPb	1	0–21	19.1 ± 0.7	7.3	35	0–7.4	5.3	19.2 ± 0.7	30
	2	22–41	40.0 ± 1.6	13.0	24	7.4–14.7	11.5	40.2 ± 1.6	27
	3	42–82	75.9 ± 3.0	21.6	30	14.7–29.4	21.8	72.8 ± 2.8	33
	4	≥ 83	137.9 ± 5.4	34.4	11	≥ 29.4	38.0	118.0 ± 4.6	10

Table 3. Event activity bins in $N_{\text{tracks}}^{|\eta|<2.4}$ (left) and $E_T^{|\eta|>4}$ (right), comprising the bin edges, the mean within the bin and the corresponding mean of the other variable calculated in the dimuon sample, and the fraction of recorded minimum bias triggered events falling within the bin. The bin upper boundaries are chosen for each variable so that they are half or round multiples of the uncorrected mean value in the minimum bias events, $\langle N_{\text{tracks, raw}}^{|\eta|<2.4} \rangle = 10$ and 41, $\langle E_{T, \text{raw}}^{|\eta|>4} \rangle = 3.5$ and 14.7 GeV for pp and pPb, respectively. The quoted $\langle N_{\text{tracks}}^{|\eta|<2.4} \rangle$ values are efficiency corrected.

Bin	$\frac{\Upsilon(2S)}{\Upsilon(1S)}$	$\frac{\Upsilon(3S)}{\Upsilon(1S)}$	
$E_T^{ \eta >4}$			
pp	1	$0.27 \pm 0.03 \pm 0.01 \pm 0.02$	$0.12 \pm 0.02 \pm 0.01 \pm 0.01$
	2	$0.23 \pm 0.02 \pm 0.01 \pm 0.02$	$0.12 \pm 0.01 \pm 0.01 \pm 0.01$
	3	$0.25 \pm 0.03 \pm 0.01 \pm 0.02$	$0.08 \pm 0.02 \pm 0.01 \pm 0.01$
pPb	1	$0.25 \pm 0.04 \pm 0.01 \pm 0.02$	$0.13 \pm 0.03 \pm 0.01 \pm 0.01$
	2	$0.25 \pm 0.02 \pm 0.01 \pm 0.02$	$0.07 \pm 0.01 \pm 0.01 \pm 0.01$
	3	$0.22 \pm 0.01 \pm 0.01 \pm 0.02$	$0.06 \pm 0.01 \pm 0.01 \pm 0.01$
	4	$0.21 \pm 0.02 \pm 0.01 \pm 0.02$	$0.09 \pm 0.01 \pm 0.01 \pm 0.01$
$N_{\text{tracks}}^{ \eta <2.4}$			
pp	1	$0.32 \pm 0.04 \pm 0.01 \pm 0.02$	$0.16 \pm 0.02 \pm 0.01 \pm 0.01$
	2	$0.27 \pm 0.02 \pm 0.01 \pm 0.02$	$0.12 \pm 0.01 \pm 0.01 \pm 0.01$
	3	$0.24 \pm 0.03 \pm 0.02 \pm 0.02$	$0.11 \pm 0.02 \pm 0.01 \pm 0.01$
	4	$0.19 \pm 0.03 \pm 0.01 \pm 0.01$	$0.06 \pm 0.02 \pm 0.02 \pm 0.00$
pPb	1	$0.28 \pm 0.04 \pm 0.01 \pm 0.02$	$0.12 \pm 0.03 \pm 0.01 \pm 0.01$
	2	$0.26 \pm 0.02 \pm 0.01 \pm 0.02$	$0.10 \pm 0.02 \pm 0.01 \pm 0.01$
	3	$0.22 \pm 0.01 \pm 0.01 \pm 0.02$	$0.08 \pm 0.01 \pm 0.01 \pm 0.01$
	4	$0.20 \pm 0.02 \pm 0.02 \pm 0.02$	$0.05 \pm 0.01 \pm 0.01 \pm 0.00$

Table 4. Excited-to-ground state cross section ratios, in event activity bins. Listed uncertainties are statistical first, systematic second, and global scale third.

Bin		$\frac{\Upsilon(1S)}{\langle \Upsilon(1S) \rangle}$	$\frac{\Upsilon(2S)}{\langle \Upsilon(2S) \rangle}$	$\frac{\Upsilon(3S)}{\langle \Upsilon(3S) \rangle}$	
		$\frac{\langle E_T^{ \eta >4} \rangle}{\langle E_T^{ \eta >4} \rangle_{\text{total}}}$	$E_T^{ \eta >4}$		
pp	1	0.70	$0.52 \pm 0.02 \pm 0.02$	$0.57 \pm 0.07 \pm 0.04$	$0.59 \pm 0.08 \pm 0.06$
	2	1.46	$1.40 \pm 0.05 \pm 0.04$	$1.31 \pm 0.13 \pm 0.10$	$1.48 \pm 0.19 \pm 0.15$
	3	2.59	$2.74 \pm 0.14 \pm 0.13$	$2.75 \pm 0.38 \pm 0.27$	$1.98 \pm 0.42 \pm 0.30$
pPb	1	0.36	$0.23 \pm 0.01 \pm 0.01$	$0.25 \pm 0.04 \pm 0.02$	$0.40 \pm 0.07 \pm 0.04$
	2	0.78	$0.74 \pm 0.03 \pm 0.02$	$0.84 \pm 0.07 \pm 0.05$	$0.73 \pm 0.14 \pm 0.07$
	3	1.48	$1.50 \pm 0.04 \pm 0.09$	$1.44 \pm 0.10 \pm 0.13$	$1.25 \pm 0.18 \pm 0.22$
	4	2.58	$2.42 \pm 0.08 \pm 0.09$	$2.23 \pm 0.24 \pm 0.20$	$2.68 \pm 0.42 \pm 0.34$
		$\frac{\langle N_{\text{tracks}}^{ \eta <2.4} \rangle}{\langle N_{\text{tracks}}^{ \eta <2.4} \rangle_{\text{total}}}$	$N_{\text{tracks}}^{ \eta <2.4}$		
pp	1	0.63	$0.24 \pm 0.01 \pm 0.01$	$0.30 \pm 0.05 \pm 0.02$	$0.35 \pm 0.05 \pm 0.02$
	2	1.24	$1.41 \pm 0.06 \pm 0.05$	$1.51 \pm 0.17 \pm 0.10$	$1.57 \pm 0.22 \pm 0.13$
	3	2.01	$3.12 \pm 0.15 \pm 0.15$	$3.04 \pm 0.41 \pm 0.35$	$3.23 \pm 0.56 \pm 0.47$
	4	3.26	$6.67 \pm 0.26 \pm 0.33$	$4.97 \pm 0.84 \pm 0.44$	$3.43 \pm 1.13 \pm 0.96$
pPb	1	0.38	$0.16 \pm 0.01 \pm 0.01$	$0.20 \pm 0.03 \pm 0.02$	$0.25 \pm 0.05 \pm 0.03$
	2	0.80	$0.69 \pm 0.03 \pm 0.03$	$0.82 \pm 0.09 \pm 0.07$	$0.95 \pm 0.15 \pm 0.10$
	3	1.52	$1.44 \pm 0.04 \pm 0.04$	$1.41 \pm 0.11 \pm 0.11$	$1.51 \pm 0.19 \pm 0.21$
	4	2.76	$3.17 \pm 0.09 \pm 0.12$	$2.89 \pm 0.27 \pm 0.29$	$2.15 \pm 0.47 \pm 0.46$

Table 5. Self-normalized cross section ratios, in event activity bins. In the first column for each bin, the numerator is averaged over the bin and the denominator is averaged over all events. Listed uncertainties are statistical first and systematic second.

Cent.	$\langle N_{\text{tracks}}^{ \eta <2.4} \rangle$	$\langle E_{\text{T}}^{ \eta >4} \rangle$ [GeV]	$\frac{\Upsilon(2\text{S})}{\Upsilon(1\text{S})}$
100–50%	278 ± 28	77	$0.12 \pm 0.06 \pm 0.04 \pm 0.01$
50–40%	712 ± 71	192	$0.17 \pm 0.09 \pm 0.04 \pm 0.01$
40–30%	1178 ± 118	302	$0.13 \pm 0.06 \pm 0.02 \pm 0.01$
30–20%	1825 ± 183	459	$0.16 \pm 0.05 \pm 0.03 \pm 0.01$
20–10%	2744 ± 274	681	$0.05 \pm 0.04 \pm 0.03 \pm 0.01$
10–5%	3672 ± 367	892	$0.04 \pm 0.05 \pm 0.03 \pm 0.01$
5–0%	4526 ± 453	1093	$0.10 \pm 0.06 \pm 0.02 \pm 0.01$
Cent.	$\frac{\langle N_{\text{tracks}}^{ \eta <2.4} \rangle}{\langle N_{\text{tracks}}^{ \eta <2.4} \rangle_{\text{total}}}$	$\frac{\langle E_{\text{T}}^{ \eta >4} \rangle}{\langle E_{\text{T}}^{ \eta >4} \rangle_{\text{total}}}$	$\frac{\Upsilon(1\text{S})}{\langle \Upsilon(1\text{S}) \rangle}$
100–50%	0.25	0.26	$0.15 \pm 0.02 \pm 0.03$
50–40%	0.63	0.67	$0.51 \pm 0.08 \pm 0.07$
40–30%	1.04	1.07	$1.09 \pm 0.11 \pm 0.14$
30–20%	1.62	1.64	$1.70 \pm 0.15 \pm 0.21$
20–10%	2.43	2.44	$2.21 \pm 0.18 \pm 0.22$
10–5%	3.25	3.20	$2.80 \pm 0.31 \pm 0.30$
5–0%	4.01	3.92	$3.35 \pm 0.35 \pm 0.39$

Table 6. Single cross section ratios, $\Upsilon(2\text{S})/\Upsilon(1\text{S})$ and $\Upsilon(1\text{S})/\langle \Upsilon(1\text{S}) \rangle$, measured in bins of centrality (Cent.) in PbPb collisions at $\sqrt{s_{\text{NN}}} = 2.76$ TeV, derived from ref. [2]. The quoted $\langle N_{\text{tracks}}^{|\eta|<2.4} \rangle$ values are efficiency corrected. In the second section, the denominator in the fractions is averaged over all events. Listed uncertainties are statistical first, systematic second, and global scale third.

Open Access. This article is distributed under the terms of the Creative Commons Attribution License ([CC-BY 4.0](https://creativecommons.org/licenses/by/4.0/)), which permits any use, distribution and reproduction in any medium, provided the original author(s) and source are credited.

References

- [1] CMS collaboration, *Indications of suppression of excited Υ states in PbPb collisions at $\sqrt{s_{\text{NN}}} = 2.76$ TeV*, *Phys. Rev. Lett.* **107** (2011) 052302 [[arXiv:1105.4894](https://arxiv.org/abs/1105.4894)] [[INSPIRE](#)].
- [2] CMS collaboration, *Observation of sequential Υ suppression in PbPb collisions*, *Phys. Rev. Lett.* **109** (2012) 222301 [[arXiv:1208.2826](https://arxiv.org/abs/1208.2826)] [[INSPIRE](#)].
- [3] T. Matsui and H. Satz, *J/ψ suppression by quark-gluon plasma formation*, *Phys. Lett.* **B 178** (1986) 416 [[INSPIRE](#)].

- [4] S. Digal, P. Petreczky and H. Satz, *Quarkonium feed down and sequential suppression*, *Phys. Rev. D* **64** (2001) 094015 [[hep-ph/0106017](#)] [[INSPIRE](#)].
- [5] A. Mócsy and P. Petreczky, *Color screening melts quarkonium*, *Phys. Rev. Lett.* **99** (2007) 211602 [[arXiv:0706.2183](#)] [[INSPIRE](#)].
- [6] M. Laine, O. Philipsen, P. Romatschke and M. Tassler, *Real-time static potential in hot QCD*, *JHEP* **03** (2007) 054 [[hep-ph/0611300](#)] [[INSPIRE](#)].
- [7] R. Vogt, *Cold nuclear matter effects on J/ψ and Υ production at the LHC*, *Phys. Rev. C* **81** (2010) 044903 [[arXiv:1003.3497](#)] [[INSPIRE](#)].
- [8] R. Sharma and I. Vitev, *High transverse momentum quarkonium production and dissociation in heavy ion collisions*, *Phys. Rev. C* **87** (2013) 044905 [[arXiv:1203.0329](#)] [[INSPIRE](#)].
- [9] F. Arleo and S. Peigne, *Heavy-quarkonium suppression in p-A collisions from parton energy loss in cold QCD matter*, *JHEP* **03** (2013) 122 [[arXiv:1212.0434](#)] [[INSPIRE](#)].
- [10] C. Gerschel and J. Hufner, *A contribution to the suppression of the J/ψ meson produced in high-energy nucleus nucleus collisions*, *Phys. Lett. B* **207** (1988) 253 [[INSPIRE](#)].
- [11] C. Lourenco, R. Vogt and H.K. Woehri, *Energy dependence of J/ψ absorption in proton-nucleus collisions*, *JHEP* **02** (2009) 014 [[arXiv:0901.3054](#)] [[INSPIRE](#)].
- [12] S. Gavin and R. Vogt, *J/ψ suppression from hadron-nucleus to nucleus-nucleus collisions*, *Nucl. Phys. B* **345** (1990) 104 [[INSPIRE](#)].
- [13] A. Capella et al., *Charmonium dissociation and recombination at RHIC and LHC*, *Eur. Phys. J. C* **58** (2008) 437 [[arXiv:0712.4331](#)] [[INSPIRE](#)].
- [14] S.J. Brodsky and A.H. Mueller, *Using nuclei to probe hadronization in QCD*, *Phys. Lett. B* **206** (1988) 685 [[INSPIRE](#)].
- [15] M. Strickland and D. Bazow, *Thermal bottomonium suppression at RHIC and LHC*, *Nucl. Phys. A* **879** (2012) 25 [[arXiv:1112.2761](#)] [[INSPIRE](#)].
- [16] A. Emerick, X. Zhao and R. Rapp, *Bottomonia in the quark-gluon plasma and their production at RHIC and LHC*, *Eur. Phys. J. A* **48** (2012) 72 [[arXiv:1111.6537](#)] [[INSPIRE](#)].
- [17] D. Alde et al., *Nuclear dependence of the production of Υ resonances at 800 GeV*, *Phys. Rev. Lett.* **66** (1991) 2285 [[INSPIRE](#)].
- [18] N. Brambilla et al., *Heavy quarkonium: progress, puzzles and opportunities*, *Eur. Phys. J. C* **71** (2011) 1534 [[arXiv:1010.5827](#)] [[INSPIRE](#)].
- [19] M. Beneke and I. Rothstein, *Hadroproduction of quarkonia in fixed target experiments*, *Phys. Rev. D* **54** (1996) 2005 [*Erratum ibid.* **D 54** (1996) 7082] [[hep-ph/9603400](#)] [[INSPIRE](#)].
- [20] R. Vogt, *Are the J/ψ and χ_c a dependencies the same?*, *Nucl. Phys. A* **700** (2002) 539 [[hep-ph/0107045](#)] [[INSPIRE](#)].
- [21] ALICE collaboration, *J/ψ production as a function of charged particle multiplicity in pp collisions at $\sqrt{s} = 7$ TeV*, *Phys. Lett. B* **712** (2012) 165 [[arXiv:1202.2816](#)] [[INSPIRE](#)].
- [22] CMS collaboration, *The CMS experiment at the CERN LHC*, 2008 *JINST* **3** S08004 [[INSPIRE](#)].
- [23] CMS collaboration, *Multiplicity and transverse momentum dependence of two- and four-particle correlations in pPb and PbPb collisions*, *Phys. Lett. B* **724** (2013) 213 [[arXiv:1305.0609](#)] [[INSPIRE](#)].

- [24] T. Sjöstrand, S. Mrenna and P.Z. Skands, *PYTHIA 6.4 physics and manual*, *JHEP* **05** (2006) 026 [[hep-ph/0603175](#)] [[INSPIRE](#)].
- [25] D. Lange, *The EvtGen particle decay simulation package*, *Nucl. Instrum. Meth. A* **462** (2001) 152 [[INSPIRE](#)].
- [26] CMS collaboration, *Measurement of the $\Upsilon(1S)$, $\Upsilon(2S)$ and $\Upsilon(3S)$ polarizations in pp collisions at $\sqrt{s} = 7$ TeV*, *Phys. Rev. Lett.* **110** (2013) 081802 [[arXiv:1209.2922](#)] [[INSPIRE](#)].
- [27] P. Faccioli and J. Seixas, *Observation of χ_c and χ_b nuclear suppression via dilepton polarization measurements*, *Phys. Rev. D* **85** (2012) 074005 [[arXiv:1203.2033](#)] [[INSPIRE](#)].
- [28] E. Barberio and Z. Was, *PHOTOS: a universal Monte Carlo for QED radiative corrections. Version 2.0*, *Comput. Phys. Commun.* **79** (1994) 291 [[INSPIRE](#)].
- [29] GEANT4 collaboration, S. Agostinelli et al., *GEANT4 — a simulation toolkit*, *Nucl. Instrum. Meth. A* **506** (2003) 250 [[INSPIRE](#)].
- [30] CMS collaboration, *Measurement of the Inclusive Υ production cross section in pp collisions at $\sqrt{s} = 7$ TeV*, *Phys. Rev. D* **83** (2011) 112004 [[arXiv:1012.5545](#)] [[INSPIRE](#)].
- [31] T. Skwarnicki, *A study of the radiative CASCADE transitions between the Υ' and Υ resonances*, DESY-F31-86-02 (1986).
- [32] PARTICLE DATA GROUP, J. Beringer et al., *Review of particle physics*, *Phys. Rev. D* **86** (2012) 010001 [[INSPIRE](#)].
- [33] CMS collaboration, *Measurement of the $\Upsilon(1S)$, $\Upsilon(2S)$ and $\Upsilon(3S)$ cross sections in pp collisions at $\sqrt{s} = 7$ TeV*, *Phys. Lett. B* **727** (2013) 101 [[arXiv:1303.5900](#)] [[INSPIRE](#)].
- [34] CDF collaboration, F. Abe et al., *Υ production in $p\bar{p}$ collisions at $\sqrt{s} = 1.8$ TeV*, *Phys. Rev. Lett.* **75** (1995) 4358 [[INSPIRE](#)].
- [35] CDF collaboration, D. Acosta et al., *Υ production and polarization in $p\bar{p}$ collisions at $\sqrt{s} = 1.8$ TeV*, *Phys. Rev. Lett.* **88** (2002) 161802 [[INSPIRE](#)].
- [36] CMS collaboration, *Suppression of non-prompt J/ψ , prompt J/ψ and $\Upsilon(1S)$ in $PbPb$ collisions at $\sqrt{s_{NN}} = 2.76$ TeV*, *JHEP* **05** (2012) 063 [[arXiv:1201.5069](#)] [[INSPIRE](#)].
- [37] CMS collaboration, *Measurement of tracking efficiency*, CMS-PAS-TRK-10-002 (2010).
- [38] CMS collaboration, *Measurement of the elliptic anisotropy of charged particles produced in $PbPb$ collisions at nucleon-nucleon center-of-mass energy = 2.76 TeV*, *Phys. Rev. C* **87** (2013) 014902 [[arXiv:1204.1409](#)] [[INSPIRE](#)].
- [39] CMS collaboration, *Measurement of the pseudorapidity and centrality dependence of the transverse energy density in $PbPb$ collisions at $\sqrt{s_{NN}} = 2.76$ TeV*, *Phys. Rev. Lett.* **109** (2012) 152303 [[arXiv:1205.2488](#)] [[INSPIRE](#)].
- [40] H. Abramowicz et al., *Summary of the Workshop on Multi-Parton Interactions (MPI@LHC 2012)*, [arXiv:1306.5413](#) [[INSPIRE](#)].

The CMS collaboration**Yerevan Physics Institute, Yerevan, Armenia**

S. Chatrchyan, V. Khachatryan, A.M. Sirunyan, A. Tumasyan

Institut für Hochenergiephysik der OeAW, Wien, Austria

W. Adam, T. Bergauer, M. Dragicevic, J. Erö, C. Fabjan¹, M. Friedl, R. Frühwirth¹, V.M. Ghete, C. Hartl, N. Hörmann, J. Hrubec, M. Jeitler¹, W. Kiesenhofer, V. Knünz, M. Krammer¹, I. Krätschmer, D. Liko, I. Mikulec, D. Rabady², B. Rahbaran, H. Rohringer, R. Schöfbeck, J. Strauss, A. Taurok, W. Treberer-Treberspurg, W. Waltenberger, C.-E. Wulz¹

National Centre for Particle and High Energy Physics, Minsk, Belarus

V. Mossolov, N. Shumeiko, J. Suarez Gonzalez

Universiteit Antwerpen, Antwerpen, Belgium

S. Alderweireldt, M. Bansal, S. Bansal, T. Cornelis, E.A. De Wolf, X. Janssen, A. Knutsson, S. Luyckx, L. Mucibello, S. Ochesanu, B. Roland, R. Rougny, H. Van Haeevermaet, P. Van Mechelen, N. Van Remortel, A. Van Spilbeek

Vrije Universiteit Brussel, Brussel, Belgium

F. Blekman, S. Blyweert, J. D'Hondt, N. Heracleous, A. Kalogeropoulos, J. Keaveney, T.J. Kim, S. Lowette, M. Maes, A. Olbrechts, D. Strom, S. Tavernier, W. Van Doninck, P. Van Mulders, G.P. Van Onsem, I. Villella

Université Libre de Bruxelles, Bruxelles, Belgium

C. Caillol, B. Clerbaux, G. De Lentdecker, L. Favart, A.P.R. Gay, T. Hreus, A. Léonard, P.E. Marage, A. Mohammadi, L. Perniè, T. Reis, T. Seva, L. Thomas, C. Vander Velde, P. Vanlaer, J. Wang

Ghent University, Ghent, Belgium

V. Adler, K. Beernaert, L. Benucci, A. Cimmino, S. Costantini, S. Dildick, G. Garcia, B. Klein, J. Lellouch, J. Mccartin, A.A. Ocampo Rios, D. Ryckbosch, M. Sigamani, N. Strobbe, F. Thyssen, M. Tytgat, S. Walsh, E. Yazgan, N. Zaganidis

Université Catholique de Louvain, Louvain-la-Neuve, Belgium

S. Bazegeuz, C. Beluffi³, G. Bruno, R. Castello, A. Caudron, L. Ceard, G.G. Da Silveira, C. Delaere, T. du Pree, D. Favart, L. Forthomme, A. Giammanco⁴, J. Hollar, P. Jez, M. Komm, V. Lemaitre, J. Liao, O. Militaru, C. Nuttens, D. Pagano, A. Pin, K. Piotrkowski, A. Popov⁵, L. Quertenmont, M. Selvaggi, M. Vidal Marono, J.M. Vizan Garcia

Université de Mons, Mons, Belgium

N. Bely, T. Caebergs, E. Daubie, G.H. Hammad

Centro Brasileiro de Pesquisas Físicas, Rio de Janeiro, Brazil

G.A. Alves, M. Correa Martins Junior, T. Martins, M.E. Pol, M.H.G. Souza

Universidade do Estado do Rio de Janeiro, Rio de Janeiro, Brazil

W.L. Aldá Júnior, W. Carvalho, J. Chinellato⁶, A. Custódio, E.M. Da Costa, D. De Jesus Damiao, C. De Oliveira Martins, S. Fonseca De Souza, H. Malbouisson, M. Malek, D. Matos Figueiredo, L. Mundim, H. Nogima, W.L. Prado Da Silva, J. Santaolalla, A. Santoro, A. Sznajder, E.J. Tonelli Manganote⁶, A. Vilela Pereira

Universidade Estadual Paulista ^a, Universidade Federal do ABC ^b, São Paulo, Brazil

C.A. Bernardes^b, F.A. Dias^{a,7}, T.R. Fernandez Perez Tomei^a, E.M. Gregores^b, C. Lagana^a, P.G. Mercadante^b, S.F. Novaes^a, Sandra S. Padula^a

Institute for Nuclear Research and Nuclear Energy, Sofia, Bulgaria

V. Genchev², P. Iaydjiev², A. Marinov, S. Piperov, M. Rodozov, G. Sultanov, M. Vutova

University of Sofia, Sofia, Bulgaria

A. Dimitrov, I. Glushkov, R. Hadjiiska, V. Kozhuharov, L. Litov, B. Pavlov, P. Petkov

Institute of High Energy Physics, Beijing, China

J.G. Bian, G.M. Chen, H.S. Chen, M. Chen, R. Du, C.H. Jiang, D. Liang, S. Liang, X. Meng, R. Plestina⁸, J. Tao, X. Wang, Z. Wang

State Key Laboratory of Nuclear Physics and Technology, Peking University, Beijing, China

C. Asawatrangkuldee, Y. Ban, Y. Guo, W. Li, S. Liu, Y. Mao, S.J. Qian, H. Teng, D. Wang, L. Zhang, W. Zou

Universidad de Los Andes, Bogota, Colombia

C. Avila, C.A. Carrillo Montoya, L.F. Chaparro Sierra, C. Florez, J.P. Gomez, B. Gomez Moreno, J.C. Sanabria

Technical University of Split, Split, Croatia

N. Godinovic, D. Lelas, D. Polic, I. Puljak

University of Split, Split, Croatia

Z. Antunovic, M. Kovac

Institute Rudjer Boskovic, Zagreb, Croatia

V. Brigljevic, K. Kadija, J. Luetic, D. Mekterovic, S. Morovic, L. Tikvica

University of Cyprus, Nicosia, Cyprus

A. Attikis, G. Mavromanolakis, J. Mousa, C. Nicolaou, F. Ptochos, P.A. Razis

Charles University, Prague, Czech Republic

M. Finger, M. Finger Jr.

Academy of Scientific Research and Technology of the Arab Republic of Egypt, Egyptian Network of High Energy Physics, Cairo, Egypt

A.A. Abdelalim⁹, Y. Assran¹⁰, S. Elgammal⁹, A. Ellithi Kamel¹¹, M.A. Mahmoud¹², A. Radi^{13,14}

National Institute of Chemical Physics and Biophysics, Tallinn, Estonia

M. Kadastik, M. Müntel, M. Murumaa, M. Raidal, L. Rebane, A. Tiko

Department of Physics, University of Helsinki, Helsinki, Finland

P. Eerola, G. Fedi, M. Voutilainen

Helsinki Institute of Physics, Helsinki, Finland

J. Härkönen, V. Karimäki, R. Kinnunen, M.J. Kortelainen, T. Lampén, K. Lassila-Perini, S. Lehti, T. Lindén, P. Luukka, T. Mäenpää, T. Peltola, E. Tuominen, J. Tuominiemi, E. Tuovinen, L. Wendland

Lappeenranta University of Technology, Lappeenranta, Finland

T. Tuuva

DSM/IRFU, CEA/Saclay, Gif-sur-Yvette, France

M. Besancon, F. Couderc, M. Dejardin, D. Denegri, B. Fabbro, J.L. Faure, F. Ferri, S. Ganjour, A. Givernaud, P. Gras, G. Hamel de Monchenault, P. Jarry, E. Locci, J. Malcles, A. Nayak, J. Rander, A. Rosowsky, M. Titov

Laboratoire Leprince-Ringuet, Ecole Polytechnique, IN2P3-CNRS, Palaiseau, France

S. Baffioni, F. Beaudette, P. Busson, C. Charlot, N. Daci, T. Dahms, M. Dalchenko, L. Dobrzynski, N. Filipovic, A. Florent, R. Granier de Cassagnac, M. Haguenaue, P. Miné, C. Mironov, I.N. Naranjo, M. Nguyen, C. Ochando, P. Paganini, D. Sabes, R. Salerno, Y. Sirois, C. Veelken, Y. Yilmaz, A. Zabi

Institut Pluridisciplinaire Hubert Curien, Université de Strasbourg, Université de Haute Alsace Mulhouse, CNRS/IN2P3, Strasbourg, France

J.-L. Agram¹⁵, J. Andrea, D. Bloch, J.-M. Brom, E.C. Chabert, C. Collard, E. Conte¹⁵, F. Drouhin¹⁵, J.-C. Fontaine¹⁵, D. Gelé, U. Goerlach, C. Goetzmann, P. Juillot, A.-C. Le Bihan, P. Van Hove

Centre de Calcul de l'Institut National de Physique Nucleaire et de Physique des Particules, CNRS/IN2P3, Villeurbanne, France

S. Gadrat

Université de Lyon, Université Claude Bernard Lyon 1, CNRS-IN2P3, Institut de Physique Nucléaire de Lyon, Villeurbanne, France

S. Beauceron, N. Beaupere, G. Boudoul, S. Brochet, J. Chasserat, R. Chierici, D. Contardo, P. Depasse, H. El Mamouni, J. Fan, J. Fay, S. Gascon, M. Gouzevitch, B. Ille, T. Kurca, M. Lethuillier, L. Mirabito, S. Perries, J.D. Ruiz Alvarez, L. Sgandurra, V. Sordini, M. Vander Donckt, P. Verdier, S. Viret, H. Xiao

Institute of High Energy Physics and Informatization, Tbilisi State University, Tbilisi, Georgia

Z. Tsamalaidze¹⁶

RWTH Aachen University, I. Physikalisches Institut, Aachen, Germany

C. Autermann, S. Beranek, M. Bontenackels, B. Calpas, M. Edelhoff, L. Feld, O. Hindrichs, K. Klein, A. Ostapchuk, A. Perieanu, F. Raupach, J. Sammet, S. Schael, D. Sprenger, H. Weber, B. Wittmer, V. Zhukov⁵

RWTH Aachen University, III. Physikalisches Institut A, Aachen, Germany

M. Ata, J. Caudron, E. Dietz-Laursonn, D. Duchardt, M. Erdmann, R. Fischer, A. Güth, T. Hebbeker, C. Heidemann, K. Hoepfner, D. Klingebiel, S. Knutzen, P. Kreuzer, M. Merschmeyer, A. Meyer, M. Olschewski, K. Padeken, P. Papacz, H. Pieta, H. Reithler, S.A. Schmitz, L. Sonnenschein, D. Teyssier, S. Thüer, M. Weber

RWTH Aachen University, III. Physikalisches Institut B, Aachen, Germany

V. Cherepanov, Y. Erdogan, G. Flügge, H. Geenen, M. Geisler, W. Haj Ahmad, F. Hoehle, B. Kargoll, T. Kress, Y. Kuessel, J. Lingemann², A. Nowack, I.M. Nugent, L. Perchalla, O. Pooth, A. Stahl

Deutsches Elektronen-Synchrotron, Hamburg, Germany

I. Asin, N. Bartosik, J. Behr, W. Behrenhoff, U. Behrens, A.J. Bell, M. Bergholz¹⁷, A. Bethani, K. Borras, A. Burgmeier, A. Cakir, L. Calligaris, A. Campbell, S. Choudhury, F. Costanza, C. Diez Pardos, S. Dooling, T. Dorland, G. Eckerlin, D. Eckstein, T. Eichhorn, G. Flucke, A. Geiser, A. Grebenyuk, P. Gunnellini, S. Habib, J. Hauk, G. Hellwig, M. Hempel, D. Horton, H. Jung, M. Kasemann, P. Katsas, C. Kleinwort, H. Kluge, M. Krämer, D. Krücker, W. Lange, J. Leonard, K. Lipka, W. Lohmann¹⁷, B. Lutz, R. Mankel, I. Marfin, I.-A. Melzer-Pellmann, A.B. Meyer, J. Mnich, A. Mussgiller, S. Naumann-Emme, O. Novgorodova, F. Nowak, J. Olzem, H. Perrey, A. Petrukhin, D. Pitzl, R. Placakyte, A. Raspereza, P.M. Ribeiro Cipriano, C. Riedl, E. Ron, M.Ö. Sahin, J. Salfeld-Nebgen, R. Schmidt¹⁷, T. Schoerner-Sadenius, M. Schröder, N. Sen, M. Stein, A.D.R. Vargas Trevino, R. Walsh, C. Wissing

University of Hamburg, Hamburg, Germany

M. Aldaya Martin, V. Blobel, H. Enderle, J. Erfle, E. Garutti, M. Görner, M. Gosselink, J. Haller, K. Heine, R.S. Höing, H. Kirschenmann, R. Klanner, R. Kogler, J. Lange, I. Marchesini, J. Ott, T. Peiffer, N. Pietsch, D. Rathjens, C. Sander, H. Schettler, P. Schleper, E. Schlieckau, A. Schmidt, T. Schum, M. Seidel, J. Sibille¹⁸, V. Sola, H. Stadie, G. Steinbrück, D. Troendle, E. Usai, L. Vanelderren

Institut für Experimentelle Kernphysik, Karlsruhe, Germany

C. Barth, C. Baus, J. Berger, C. Böser, E. Butz, T. Chwalek, W. De Boer, A. Descroix, A. Dierlamm, M. Feindt, M. Guthoff², F. Hartmann², T. Haut², H. Held, K.H. Hoffmann, U. Husemann, I. Katkov⁵, A. Kornmayer², E. Kuznetsova, P. Lobelle Pardo, D. Martschei, M.U. Mozer, Th. Müller, M. Niegel, A. Nürnberg, O. Oberst, G. Quast, K. Rabbertz, F. Ratnikov, S. Röcker, F.-P. Schilling, G. Schott, H.J. Simonis, F.M. Stober, R. Ulrich, J. Wagner-Kuhr, S. Wayand, T. Weiler, R. Wolf, M. Zeise

Institute of Nuclear and Particle Physics (INPP), NCSR Demokritos, Aghia Paraskevi, Greece

G. Anagnostou, G. Daskalakis, T. Geralis, S. Kesisoglou, A. Kyriakis, D. Loukas, A. Markou, C. Markou, E. Ntomari, I. Topsis-giotis

University of Athens, Athens, Greece

L. Gouskos, A. Panagiotou, N. Saoulidou, E. Stiliaris

University of Ioánnina, Ioánnina, Greece

X. Aslanoglou, I. Evangelou, G. Flouris, C. Foudas, P. Kokkas, N. Manthos, I. Papadopoulos, E. Paradas

Wigner Research Centre for Physics, Budapest, Hungary

G. Bencze, C. Hajdu, P. Hidas, D. Horvath¹⁹, F. Sikler, V. Veszpremi, G. Vesztergombi²⁰, A.J. Zsigmond

Institute of Nuclear Research ATOMKI, Debrecen, Hungary

N. Beni, S. Czellar, J. Molnar, J. Palinkas, Z. Szillasi

University of Debrecen, Debrecen, Hungary

J. Karancsi, P. Raics, Z.L. Trocsanyi, B. Ujvari

National Institute of Science Education and Research, Bhubaneswar, India

S.K. Swain²¹

Panjab University, Chandigarh, India

S.B. Beri, V. Bhatnagar, N. Dhingra, R. Gupta, M. Kaur, M.Z. Mehta, M. Mittal, N. Nishu, A. Sharma, J.B. Singh

University of Delhi, Delhi, India

Ashok Kumar, Arun Kumar, S. Ahuja, A. Bhardwaj, B.C. Choudhary, A. Kumar, S. Malhotra, M. Naimuddin, K. Ranjan, P. Saxena, V. Sharma, R.K. Shivpuri

Saha Institute of Nuclear Physics, Kolkata, India

S. Banerjee, S. Bhattacharya, K. Chatterjee, S. Dutta, B. Gomber, Sa. Jain, Sh. Jain, R. Khurana, A. Modak, S. Mukherjee, D. Roy, S. Sarkar, M. Sharan, A.P. Singh

Bhabha Atomic Research Centre, Mumbai, India

A. Abdulsalam, D. Dutta, S. Kailas, V. Kumar, A.K. Mohanty², L.M. Pant, P. Shukla, A. Topkar

Tata Institute of Fundamental Research - EHEP, Mumbai, India

T. Aziz, R.M. Chatterjee, S. Ganguly, S. Ghosh, M. Guchait²², A. Gurtu²³, G. Kole, S. Kumar, M. Maity²⁴, G. Majumder, K. Mazumdar, G.B. Mohanty, B. Parida, K. Sudhakar, N. Wickramage²⁵

Tata Institute of Fundamental Research - HECR, Mumbai, India

S. Banerjee, S. Dugad

Institute for Research in Fundamental Sciences (IPM), Tehran, Iran

H. Arfaei, H. Bakhshiansohi, H. Behnamian, S.M. Etesami²⁶, A. Fahim²⁷, A. Jafari, M. Khakzad, M. Mohammadi Najafabadi, M. Naseri, S. Paktinat Mehdiabadi, B. Safarzadeh²⁸, M. Zeinali

University College Dublin, Dublin, Ireland

M. Grunewald

INFN Sezione di Bari ^a, Università di Bari ^b, Politecnico di Bari ^c, Bari, Italy

M. Abbrescia^{a,b}, L. Barbone^{a,b}, C. Calabria^{a,b}, S.S. Chhibra^{a,b}, A. Colaleo^a, D. Creanza^{a,c}, N. De Filippis^{a,c}, M. De Palma^{a,b}, L. Fiore^a, G. Iaselli^{a,c}, G. Maggi^{a,c}, M. Maggi^a, B. Marangelli^{a,b}, S. My^{a,c}, S. Nuzzo^{a,b}, N. Pacifico^a, A. Pompili^{a,b}, G. Pugliese^{a,c}, R. Radogna^{a,b}, G. Selvaggi^{a,b}, L. Silvestris^a, G. Singh^{a,b}, R. Venditti^{a,b}, P. Verwilligen^a, G. Zito^a

INFN Sezione di Bologna ^a, Università di Bologna ^b, Bologna, Italy

G. Abbiendi^a, A.C. Benvenuti^a, D. Bonacorsi^{a,b}, S. Braibant-Giacomelli^{a,b}, L. Brigliadori^{a,b}, R. Campanini^{a,b}, P. Capiluppi^{a,b}, A. Castro^{a,b}, F.R. Cavallo^a, G. Codispoti^{a,b}, M. Cuffiani^{a,b}, G.M. Dallavalle^a, F. Fabbri^a, A. Fanfani^{a,b}, D. Fasanella^{a,b}, P. Giacomelli^a, C. Grandi^a, L. Guiducci^{a,b}, S. Marcellini^a, G. Masetti^a, M. Meneghelli^{a,b}, A. Montanari^a, F.L. Navarria^{a,b}, F. Odorici^a, A. Perrotta^a, F. Primavera^{a,b}, A.M. Rossi^{a,b}, T. Rovelli^{a,b}, G.P. Siroli^{a,b}, N. Tosi^{a,b}, R. Travaglini^{a,b}

INFN Sezione di Catania ^a, Università di Catania ^b, CSFNSM ^c, Catania, Italy

S. Albergo^{a,b}, G. Cappello^a, M. Chiorboli^{a,b}, S. Costa^{a,b}, F. Giordano^{a,2}, R. Potenza^{a,b}, A. Tricomi^{a,b}, C. Tuve^{a,b}

INFN Sezione di Firenze ^a, Università di Firenze ^b, Firenze, Italy

G. Barbagli^a, V. Ciulli^{a,b}, C. Civinini^a, R. D'Alessandro^{a,b}, E. Focardi^{a,b}, E. Gallo^a, S. Gonzi^{a,b}, V. Gori^{a,b}, P. Lenzi^{a,b}, M. Meschini^a, S. Paoletti^a, G. Sguazzoni^a, A. Tropiano^{a,b}

INFN Laboratori Nazionali di Frascati, Frascati, Italy

L. Benussi, S. Bianco, F. Fabbri, D. Piccolo

INFN Sezione di Genova ^a, Università di Genova ^b, Genova, Italy

P. Fabbriatore^a, R. Ferretti^{a,b}, F. Ferro^a, M. Lo Vetere^{a,b}, R. Musenich^a, E. Robutti^a, S. Tosi^{a,b}

INFN Sezione di Milano-Bicocca ^a, Università di Milano-Bicocca ^b, Milano, Italy

A. Benaglia^a, M.E. Dinardo^{a,b}, S. Fiorendi^{a,b,2}, S. Gennai^a, A. Ghezzi^{a,b}, P. Govoni^{a,b}, M.T. Lucchini^{a,b,2}, S. Malvezzi^a, R.A. Manzoni^{a,b,2}, A. Martelli^{a,b,2}, D. Menasce^a, L. Moroni^a, M. Paganoni^{a,b}, D. Pedrini^a, S. Ragazzi^{a,b}, N. Redaelli^a, T. Tabarelli de Fatis^{a,b}

INFN Sezione di Napoli ^a, Università di Napoli 'Federico II' ^b, Università della Basilicata (Potenza) ^c, Università G. Marconi (Roma) ^d, Napoli, Italy

S. Buontempo^a, N. Cavallo^{a,c}, F. Fabozzi^{a,c}, A.O.M. Iorio^{a,b}, L. Lista^a, S. Meola^{a,d,2}, M. Merola^a, P. Paolucci^{a,2}

INFN Sezione di Padova ^a, Università di Padova ^b, Università di Trento (Trento) ^c, Padova, Italy

P. Azzi^a, N. Bacchetta^a, M. Bellato^a, M. Biasotto^{a,29}, D. Bisello^{a,b}, A. Branca^{a,b}, R. Carlin^{a,b}, P. Checchia^a, T. Dorigo^a, F. Fanzago^a, M. Galanti^{a,b,2}, F. Gasparini^{a,b}, U. Gasparini^{a,b}, P. Giubilato^{a,b}, A. Gozzelino^a, K. Kanishchev^{a,c}, S. Lacaprara^a, I. Lazzizzera^{a,c}, M. Margoni^{a,b}, A.T. Meneguzzo^{a,b}, J. Pazzini^{a,b}, N. Pozzobon^{a,b}, P. Ronchese^{a,b}, F. Simonetto^{a,b}, E. Torassa^a, M. Tosi^{a,b}, A. Triossi^a, P. Zotto^{a,b}, A. Zucchetta^{a,b}, G. Zumerle^{a,b}

INFN Sezione di Pavia ^a, Università di Pavia ^b, Pavia, Italy

M. Gabusi^{a,b}, S.P. Ratti^{a,b}, C. Riccardi^{a,b}, P. Vitulo^{a,b}

INFN Sezione di Perugia ^a, Università di Perugia ^b, Perugia, Italy

M. Biasini^{a,b}, G.M. Bilei^a, L. Fanò^{a,b}, P. Lariccia^{a,b}, G. Mantovani^{a,b}, M. Menichelli^a, A. Nappi^{a,b†}, F. Romeo^{a,b}, A. Saha^a, A. Santocchia^{a,b}, A. Spiezia^{a,b}

INFN Sezione di Pisa ^a, Università di Pisa ^b, Scuola Normale Superiore di Pisa ^c, Pisa, Italy

K. Androsov^{a,30}, P. Azzurri^a, G. Bagliesi^a, J. Bernardini^a, T. Boccali^a, G. Broccolo^{a,c}, R. Castaldi^a, M.A. Ciocci^{a,30}, R. Dell'Orso^a, F. Fiori^{a,c}, L. Foà^{a,c}, A. Giassi^a, M.T. Grippo^{a,30}, A. Kraan^a, F. Ligabue^{a,c}, T. Lomtadze^a, L. Martini^{a,b}, A. Messineo^{a,b}, C.S. Moon^{a,31}, F. Palla^a, A. Rizzi^{a,b}, A. Savoy-Navarro^{a,32}, A.T. Serban^a, P. Spagnolo^a, P. Squillacioti^{a,30}, R. Tenchini^a, G. Tonelli^{a,b}, A. Venturi^a, P.G. Verdini^a, C. Vernieri^{a,c}

INFN Sezione di Roma ^a, Università di Roma ^b, Roma, Italy

L. Barone^{a,b}, F. Cavallari^a, D. Del Re^{a,b}, M. Diemoz^a, M. Grassi^{a,b}, C. Jordà^a, E. Longo^{a,b}, F. Margaroli^{a,b}, P. Meridiani^a, F. Micheli^{a,b}, S. Nourbakhsh^{a,b}, G. Organtini^{a,b}, R. Paramatti^a, S. Rahatlou^{a,b}, C. Rovelli^a, L. Soffi^{a,b}, P. Traczyk^{a,b}

INFN Sezione di Torino ^a, Università di Torino ^b, Università del Piemonte Orientale (Novara) ^c, Torino, Italy

N. Amapane^{a,b}, R. Arcidiacono^{a,c}, S. Argiro^{a,b}, M. Arneodo^{a,c}, R. Bellan^{a,b}, C. Biino^a, N. Cartiglia^a, S. Casasso^{a,b}, M. Costa^{a,b}, A. Degano^{a,b}, N. Demaria^a, C. Mariotti^a, S. Maselli^a, E. Migliore^{a,b}, V. Monaco^{a,b}, M. Musich^a, M.M. Obertino^{a,c}, G. Ortona^{a,b}, L. Pacher^{a,b}, N. Pastrone^a, M. Pelliccioni^{a,2}, A. Potenza^{a,b}, A. Romero^{a,b}, M. Ruspa^{a,c}, R. Sacchi^{a,b}, A. Solano^{a,b}, A. Staiano^a, U. Tamponi^a

INFN Sezione di Trieste ^a, Università di Trieste ^b, Trieste, Italy

S. Belforte^a, V. Candelise^{a,b}, M. Casarsa^a, F. Cossutti^{a,2}, G. Della Ricca^{a,b}, B. Gobbo^a, C. La Licata^{a,b}, M. Marone^{a,b}, D. Montanino^{a,b}, A. Penzo^a, A. Schizzi^{a,b}, T. Umer^{a,b}, A. Zanetti^a

Kangwon National University, Chunchon, Korea

S. Chang, T.Y. Kim, S.K. Nam

Kyungpook National University, Daegu, Korea

D.H. Kim, G.N. Kim, J.E. Kim, D.J. Kong, S. Lee, Y.D. Oh, H. Park, D.C. Son

Chonnam National University, Institute for Universe and Elementary Particles, Kwangju, Korea

J.Y. Kim, Zero J. Kim, S. Song

Korea University, Seoul, Korea

S. Choi, D. Gyun, B. Hong, M. Jo, H. Kim, Y. Kim, K.S. Lee, S.K. Park, Y. Roh

University of Seoul, Seoul, Korea

M. Choi, J.H. Kim, C. Park, I.C. Park, S. Park, G. Ryu

Sungkyunkwan University, Suwon, Korea

Y. Choi, Y.K. Choi, J. Goh, M.S. Kim, E. Kwon, B. Lee, J. Lee, S. Lee, H. Seo, I. Yu

Vilnius University, Vilnius, Lithuania

I. Grigelionis, A. Juodagalvis

Centro de Investigacion y de Estudios Avanzados del IPN, Mexico City, Mexico

H. Castilla-Valdez, E. De La Cruz-Burelo, I. Heredia-de La Cruz³³, R. Lopez-Fernandez, J. Martínez-Ortega, A. Sanchez-Hernandez, L.M. Villasenor-Cendejas

Universidad Iberoamericana, Mexico City, Mexico

S. Carrillo Moreno, F. Vazquez Valencia

Benemerita Universidad Autonoma de Puebla, Puebla, Mexico

H.A. Salazar Ibarguen

Universidad Autónoma de San Luis Potosí, San Luis Potosí, Mexico

E. Casimiro Linares, A. Morelos Pineda

University of Auckland, Auckland, New Zealand

D. Krofcheck

University of Canterbury, Christchurch, New Zealand

P.H. Butler, R. Doesburg, S. Reucroft, H. Silverwood

National Centre for Physics, Quaid-I-Azam University, Islamabad, Pakistan

M. Ahmad, M.I. Asghar, J. Butt, H.R. Hoorani, S. Khalid, W.A. Khan, T. Khurshid, S. Qazi, M.A. Shah, M. Shoaib

National Centre for Nuclear Research, Swierk, Poland

H. Bialkowska, M. Bluj³⁴, B. Boimska, T. Frueboes, M. Górski, M. Kazana, K. Nawrocki, K. Romanowska-Rybinska, M. Szleper, G. Wrochna, P. Zalewski

Institute of Experimental Physics, Faculty of Physics, University of Warsaw, Warsaw, Poland

G. Brona, K. Bunkowski, M. Cwiok, W. Dominik, K. Doroba, A. Kalinowski, M. Konecki, J. Krolikowski, M. Misiura, W. Wolszczak

Laboratório de Instrumentação e Física Experimental de Partículas, Lisboa, Portugal

P. Bargassa, C. Beirão Da Cruz E Silva, P. Faccioli, P.G. Ferreira Parracho, M. Gallinaro, F. Nguyen, J. Rodrigues Antunes, J. Seixas², J. Varela, P. Vischia

Joint Institute for Nuclear Research, Dubna, Russia

S. Afanasiev, P. Bunin, I. Golutvin, I. Gorbunov, A. Kamenev, V. Karjavin, V. Kono-
pnyanikov, G. Kozlov, A. Lanev, A. Malakhov, V. Matveev, P. Moisenz, V. Palichik,
V. Perelygin, S. Shmatov, N. Skatchkov, V. Smirnov, A. Zarubin

Petersburg Nuclear Physics Institute, Gatchina (St. Petersburg), Russia

V. Golovtsov, Y. Ivanov, V. Kim, P. Levchenko, V. Murzin, V. Oreshkin, I. Smirnov,
V. Sulimov, L. Uvarov, S. Vavilov, A. Vorobyev, An. Vorobyev

Institute for Nuclear Research, Moscow, Russia

Yu. Andreev, A. Dermenev, S. Gninenko, N. Golubev, M. Kirsanov, N. Krasnikov,
A. Pashenkov, D. Tlisov, A. Toropin

Institute for Theoretical and Experimental Physics, Moscow, Russia

V. Epshteyn, V. Gavrilov, N. Lychkovskaya, V. Popov, G. Safronov, S. Semenov, A. Spiri-
donov, V. Stolin, E. Vlasov, A. Zhokin

P.N. Lebedev Physical Institute, Moscow, Russia

V. Andreev, M. Azarkin, I. Dremin, M. Kirakosyan, A. Leonidov, G. Mesyats,
S.V. Rusakov, A. Vinogradov

Skobeltsyn Institute of Nuclear Physics, Lomonosov Moscow State University, Moscow, Russia

A. Belyaev, E. Boos, A. Ershov, A. Gribushin, V. Klyukhin, O. Kodolova, V. Korotkikh,
I. Lokhtin, A. Markina, S. Obraztsov, S. Petrushanko, V. Savrin, A. Snigirev, I. Vardanyan

State Research Center of Russian Federation, Institute for High Energy Physics, Protvino, Russia

I. Azhgirey, I. Bayshev, S. Bitioukov, V. Kachanov, A. Kalinin, D. Konstantinov,
V. Krychkine, V. Petrov, R. Ryutin, A. Sobol, L. Tourtchanovitch, S. Troshin, N. Tyurin,
A. Uzunian, A. Volkov

University of Belgrade, Faculty of Physics and Vinca Institute of Nuclear Sciences, Belgrade, Serbia

P. Adzic³⁵, M. Djordjevic, M. Ekmedzic, J. Milosevic

Centro de Investigaciones Energéticas Medioambientales y Tecnológicas (CIEMAT), Madrid, Spain

M. Aguilar-Benitez, J. Alcaraz Maestre, C. Battilana, E. Calvo, M. Cerrada, M. Chamizo Llatas², N. Colino, B. De La Cruz, A. Delgado Peris, D. Domínguez Vázquez, C. Fernandez Bedoya, J.P. Fernández Ramos, A. Ferrando, J. Flix, M.C. Fouz, P. Garcia-Abia, O. Gonzalez Lopez, S. Goy Lopez, J.M. Hernandez, M.I. Josa, G. Merino, E. Navarro De Martino, J. Puerta Pelayo, A. Quintario Olmeda, I. Redondo, L. Romero, M.S. Soares, C. Willmott

Universidad Autónoma de Madrid, Madrid, Spain

C. Albajar, J.F. de Trocóniz

Universidad de Oviedo, Oviedo, Spain

H. Brun, J. Cuevas, J. Fernandez Menendez, S. Folgueras, I. Gonzalez Caballero, L. Lloret Iglesias

Instituto de Física de Cantabria (IFCA), CSIC-Universidad de Cantabria, Santander, Spain

J.A. Brochero Cifuentes, I.J. Cabrillo, A. Calderon, S.H. Chuang, J. Duarte Campderros, M. Fernandez, G. Gomez, J. Gonzalez Sanchez, A. Graziano, A. Lopez Virto, J. Marco, R. Marco, C. Martinez Rivero, F. Matorras, F.J. Munoz Sanchez, J. Piedra Gomez, T. Rodrigo, A.Y. Rodríguez-Marrero, A. Ruiz-Jimeno, L. Scodellaro, I. Vila, R. Vilar Cortabitarte

CERN, European Organization for Nuclear Research, Geneva, Switzerland

D. Abbaneo, E. Auffray, G. Auzinger, M. Bachtis, P. Baillon, A.H. Ball, D. Barney, J. Bendavid, L. Benhabib, J.F. Benitez, C. Bernet⁸, G. Bianchi, P. Bloch, A. Bocci, A. Bonato, O. Bondu, C. Botta, H. Breuker, T. Camporesi, G. Cerminara, T. Christiansen, J.A. Coarasa Perez, S. Colafranceschi³⁶, M. D'Alfonso, D. d'Enterria, A. Dabrowski, A. David, F. De Guio, A. De Roeck, S. De Visscher, S. Di Guida, M. Dobson, N. Dupont-Sagorin, A. Elliott-Peisert, J. Eugster, G. Franzoni, W. Funk, M. Giffels, D. Gigi, K. Gill, M. Girone, M. Giunta, F. Glege, R. Gomez-Reino Garrido, S. Gowdy, R. Guida, J. Hammer, M. Hansen, P. Harris, A. Hinzmann, V. Innocente, P. Janot, E. Karavakis, K. Kousouris, K. Krajczar, P. Lecoq, Y.-J. Lee, C. Lourenço, N. Magini, L. Malgeri, M. Mannelli, L. Masetti, F. Meijers, S. Mersi, E. Meschi, F. Moortgat, M. Mulders, P. Musella, L. Orsini, E. Palencia Cortezon, E. Perez, L. Perrozzi, A. Petrilli, G. Petrucciani, A. Pfeiffer, M. Pierini, M. Pimiä, D. Piparo, M. Plagge, A. Racz, W. Reece, G. Rolandi³⁷, M. Rovere, H. Sakulin, F. Santanastasio, C. Schäfer, C. Schwick, S. Sekmen, A. Sharma, P. Siegrist, P. Silva, M. Simon, P. Sphicas³⁸, J. Steggemann, B. Stieger, M. Stoye, A. Tsirou, G.I. Veres²⁰, J.R. Vlimant, H.K. Wöhri, W.D. Zeuner

Paul Scherrer Institut, Villigen, Switzerland

W. Bertl, K. Deiters, W. Erdmann, K. Gabathuler, R. Horisberger, Q. Ingram, H.C. Kaestli, S. König, D. Kotlinski, U. Langenegger, D. Renker, T. Rohe

Institute for Particle Physics, ETH Zurich, Zurich, Switzerland

F. Bachmair, L. Bäni, L. Bianchini, P. Bortignon, M.A. Buchmann, B. Casal, N. Chanon, A. Deisher, G. Dissertori, M. Dittmar, M. Donegà, M. Dünser, P. Eller, C. Grab, D. Hits, W. Lustermann, B. Mangano, A.C. Marini, P. Martinez Ruiz del Arbol, D. Meister, N. Mohr, C. Nägeli³⁹, P. Nef, F. Nessi-Tedaldi, F. Pandolfi, L. Pape, F. Paus, M. Peruzzi, M. Quittnat, F.J. Ronga, M. Rossini, L. Sala, A. Starodumov⁴⁰, M. Takahashi, L. Tauscher[†], K. Theofilatos, D. Treille, R. Wallny, H.A. Weber

Universität Zürich, Zurich, Switzerland

C. Amsler⁴¹, V. Chiochia, A. De Cosa, C. Favaro, M. Ivova Rikova, B. Kilminster, B. Millan Mejias, J. Ngadiuba, P. Robmann, H. Snoek, S. Taroni, M. Verzetti, Y. Yang

National Central University, Chung-Li, Taiwan

M. Cardaci, K.H. Chen, C. Ferro, C.M. Kuo, S.W. Li, W. Lin, Y.J. Lu, R. Volpe, S.S. Yu

National Taiwan University (NTU), Taipei, Taiwan

P. Bartalini, P. Chang, Y.H. Chang, Y.W. Chang, Y. Chao, K.F. Chen, C. Dietz, U. Grundler, W.-S. Hou, Y. Hsiung, K.Y. Kao, Y.J. Lei, Y.F. Liu, R.-S. Lu, D. Majumder, E. Petrakou, X. Shi, J.G. Shiu, Y.M. Tzeng, M. Wang, R. Wilken

Chulalongkorn University, Bangkok, Thailand

B. Asavapibhop, N. Suwonjandee

Cukurova University, Adana, Turkey

A. Adiguzel, M.N. Bakirci⁴², S. Cerci⁴³, C. Dozen, I. Dumanoglu, E. Eskut, S. Girgis, G. Gokbulut, E. Gurpinar, I. Hos, E.E. Kangal, A. Kayis Topaksu, G. Onengut⁴⁴, K. Ozdemir, S. Ozturk⁴², A. Polatoz, K. Sogut⁴⁵, D. Sunar Cerci⁴³, B. Tali⁴³, H. Topakli⁴², M. Vergili

Middle East Technical University, Physics Department, Ankara, Turkey

I.V. Akin, T. Aliev, B. Bilin, S. Bilmis, M. Deniz, H. Gamsizkan, A.M. Guler, G. Karapinar⁴⁶, K. Ocalan, A. Ozpineci, M. Serin, R. Sever, U.E. Surat, M. Yalvac, M. Zeyrek

Bogazici University, Istanbul, Turkey

E. Gülmez, B. Isildak⁴⁷, M. Kaya⁴⁸, O. Kaya⁴⁸, S. Ozkorucuklu⁴⁹, N. Sonmez⁵⁰

Istanbul Technical University, Istanbul, Turkey

H. Bahtiyar⁵¹, E. Barlas, K. Cankocak, Y.O. Günaydin⁵², F.I. Vardarli, M. Yücel

National Scientific Center, Kharkov Institute of Physics and Technology, Kharkov, Ukraine

L. Levchuk, P. Sorokin

University of Bristol, Bristol, United Kingdom

J.J. Brooke, E. Clement, D. Cussans, H. Flacher, R. Frazier, J. Goldstein, M. Grimes, G.P. Heath, H.F. Heath, J. Jacob, L. Kreczko, C. Lucas, Z. Meng, S. Metson, D.M. Newbold⁵³, K. Nirunpong, S. Paramesvaran, A. Poll, S. Senkin, V.J. Smith, T. Williams

Rutherford Appleton Laboratory, Didcot, United Kingdom

A. Belyaev⁵⁴, C. Brew, R.M. Brown, D.J.A. Cockerill, J.A. Coughlan, K. Harder, S. Harper, J. Ilic, E. Olaiya, D. Petyt, C.H. Shepherd-Themistocleous, A. Thea, I.R. Tomalin, W.J. Womersley, S.D. Worm

Imperial College, London, United Kingdom

M. Baber, R. Bainbridge, O. Buchmuller, D. Burton, D. Colling, N. Cripps, M. Cutajar, P. Dauncey, G. Davies, M. Della Negra, W. Ferguson, J. Fulcher, D. Futyan, A. Gilbert, A. Guneratne Bryer, G. Hall, Z. Hatherell, J. Hays, G. Iles, M. Jarvis, G. Karapostoli, M. Kenzie, R. Lane, R. Lucas⁵³, L. Lyons, A.-M. Magnan, J. Marrouche, B. Mathias, R. Nandi, J. Nash, A. Nikitenko⁴⁰, J. Pela, M. Pesaresi, K. Petridis, M. Pioppi⁵⁵, D.M. Raymond, S. Rogerson, A. Rose, C. Seez, P. Sharp[†], A. Sparrow, A. Tapper, M. Vazquez Acosta, T. Virdee, S. Wakefield, N. Wardle

Brunel University, Uxbridge, United Kingdom

J.E. Cole, P.R. Hobson, A. Khan, P. Kyberd, D. Leggat, D. Leslie, W. Martin, I.D. Reid, P. Symonds, L. Teodorescu, M. Turner

Baylor University, Waco, USA

J. Dittmann, K. Hatakeyama, A. Kasmi, H. Liu, T. Scarborough

The University of Alabama, Tuscaloosa, USA

O. Charaf, S.I. Cooper, C. Henderson, P. Rumerio

Boston University, Boston, USA

A. Avetisyan, T. Bose, C. Fantasia, A. Heister, P. Lawson, D. Lazic, J. Rohlf, D. Sperka, J. St. John, L. Sulak

Brown University, Providence, USA

J. Alimena, S. Bhattacharya, G. Christopher, D. Cutts, Z. Demiragli, A. Ferapontov, A. Garabedian, U. Heintz, S. Jabeen, G. Kukartsev, E. Laird, G. Landsberg, M. Luk, M. Narain, M. Segala, T. Sinthuprasith, T. Speer

University of California, Davis, Davis, USA

R. Breedon, G. Breto, M. Calderon De La Barca Sanchez, S. Chauhan, M. Chertok, J. Conway, R. Conway, P.T. Cox, R. Erbacher, M. Gardner, W. Ko, A. Kopecky, R. Lander, T. Miceli, D. Pellett, J. Pilot, F. Ricci-Tam, B. Rutherford, M. Searle, S. Shalhout, J. Smith, M. Squires, M. Tripathi, S. Wilbur, R. Yohay

University of California, Los Angeles, USA

V. Andreev, D. Cline, R. Cousins, S. Erhan, P. Everaerts, C. Farrell, M. Felcini, J. Hauser, M. Ignatenko, C. Jarvis, G. Rakness, P. Schlein[†], E. Takasugi, V. Valuev, M. Weber

University of California, Riverside, Riverside, USA

J. Babb, R. Clare, J. Ellison, J.W. Gary, G. Hanson, J. Heilman, P. Jandir, F. Lacroix, H. Liu, O.R. Long, A. Luthra, M. Malberti, H. Nguyen, A. Shrinivas, J. Sturdy, S. Sumowidagdo, S. Wimpenny

University of California, San Diego, La Jolla, USA

W. Andrews, J.G. Branson, G.B. Cerati, S. Cittolin, R.T. D’Agnolo, D. Evans, A. Holzner, R. Kelley, D. Kovalskyi, M. Lebourgeois, J. Letts, I. Macneill, S. Padhi, C. Palmer, M. Pieri, M. Sani, V. Sharma, S. Simon, E. Sudano, M. Tadel, Y. Tu, A. Vartak, S. Wasserbaech⁵⁶, F. Würthwein, A. Yagil, J. Yoo

University of California, Santa Barbara, Santa Barbara, USA

D. Barge, C. Campagnari, T. Danielson, K. Flowers, P. Geffert, C. George, F. Golf, J. Incandela, C. Justus, R. Magaña Villalba, N. Mccoll, V. Pavlunin, J. Richman, R. Rossin, D. Stuart, W. To, C. West

California Institute of Technology, Pasadena, USA

A. Apresyan, A. Bornheim, J. Bunn, Y. Chen, E. Di Marco, J. Duarte, D. Kcira, Y. Ma, A. Mott, H.B. Newman, C. Pena, C. Rogan, M. Spiropulu, V. Timciuc, R. Wilkinson, S. Xie, R.Y. Zhu

Carnegie Mellon University, Pittsburgh, USA

V. Azzolini, A. Calamba, R. Carroll, T. Ferguson, Y. Iiyama, D.W. Jang, M. Paulini, J. Russ, H. Vogel, I. Vorobiev

University of Colorado at Boulder, Boulder, USA

J.P. Cumalat, B.R. Drell, W.T. Ford, A. Gaz, E. Luiggi Lopez, U. Nauenberg, J.G. Smith, K. Stenson, K.A. Ulmer, S.R. Wagner

Cornell University, Ithaca, USA

J. Alexander, A. Chatterjee, N. Eggert, L.K. Gibbons, W. Hopkins, A. Khukhunaishvili, B. Kreis, N. Mirman, G. Nicolas Kaufman, J.R. Patterson, A. Ryd, E. Salvati, W. Sun, W.D. Teo, J. Thom, J. Thompson, J. Tucker, Y. Weng, L. Winstrom, P. Wittich

Fairfield University, Fairfield, USA

D. Winn

Fermi National Accelerator Laboratory, Batavia, USA

S. Abdullin, M. Albrow, J. Anderson, G. Apollinari, L.A.T. Bauerdick, A. Beretvas, J. Berryhill, P.C. Bhat, K. Burkett, J.N. Butler, V. Chetluru, H.W.K. Cheung, F. Chlebana, S. Cihangir, V.D. Elvira, I. Fisk, J. Freeman, Y. Gao, E. Gottschalk, L. Gray, D. Green, O. Gutsche, D. Hare, R.M. Harris, J. Hirschauer, B. Hooberman, S. Jindariani, M. Johnson, U. Joshi, K. Kaadze, B. Klima, S. Kwan, J. Linacre, D. Lincoln, R. Lipton, J. Lykken, K. Maeshima, J.M. Marraffino, V.I. Martinez Outschoorn, S. Maruyama, D. Mason, P. McBride, K. Mishra, S. Mrenna, Y. Musienko⁵⁷, S. Nahn, C. Newman-Holmes, V. O’Dell, O. Prokofyev, N. Ratnikova, E. Sexton-Kennedy, S. Sharma, W.J. Spalding, L. Spiegel, L. Taylor, S. Tkaczyk, N.V. Tran, L. Uplegger, E.W. Vaandering, R. Vidal, J. Whitmore, W. Wu, F. Yang, J.C. Yun

University of Florida, Gainesville, USA

D. Acosta, P. Avery, D. Bourilkov, T. Cheng, S. Das, M. De Gruttola, G.P. Di Giovanni, D. Dobur, R.D. Field, M. Fisher, Y. Fu, I.K. Furic, J. Hugon, B. Kim, J. Konigsberg,

A. Korytov, A. Kropivnitskaya, T. Kypreos, J.F. Low, K. Matchev, P. Milenovic⁵⁸, G. Mitselmakher, L. Muniz, A. Rinkevicius, N. Skhirtladze, M. Snowball, J. Yelton, M. Zakaria

Florida International University, Miami, USA

V. Gaultney, S. Hewamanage, S. Linn, P. Markowitz, G. Martinez, J.L. Rodriguez

Florida State University, Tallahassee, USA

T. Adams, A. Askew, J. Bochenek, J. Chen, B. Diamond, J. Haas, S. Hagopian, V. Hagopian, K.F. Johnson, H. Prosper, V. Veeraraghavan, M. Weinberg

Florida Institute of Technology, Melbourne, USA

M.M. Baarmand, B. Dorney, M. Hohlmann, H. Kalakhety, F. Yumiceva

University of Illinois at Chicago (UIC), Chicago, USA

M.R. Adams, L. Apanasevich, V.E. Bazterra, R.R. Betts, I. Bucinskaite, R. Cavanaugh, O. Evdokimov, L. Gauthier, C.E. Gerber, D.J. Hofman, S. Khalatyan, P. Kurt, D.H. Moon, C. O'Brien, C. Silkworth, P. Turner, N. Varelas

The University of Iowa, Iowa City, USA

U. Akgun, E.A. Albayrak⁵¹, B. Bilki⁵⁹, W. Clarida, K. Dilsiz, F. Duru, J.-P. Merlo, H. Mermerkaya⁶⁰, A. Mestvirishvili, A. Moeller, J. Nachtman, H. Ogul, Y. Onel, F. Ozok⁵¹, S. Sen, P. Tan, E. Tiras, J. Wetzel, T. Yetkin⁶¹, K. Yi

Johns Hopkins University, Baltimore, USA

B.A. Barnett, B. Blumenfeld, S. Bolognesi, D. Fehling, A.V. Gritsan, P. Maksimovic, C. Martin, M. Swartz, A. Whitbeck

The University of Kansas, Lawrence, USA

P. Baringer, A. Bean, G. Benelli, R.P. Kenny III, M. Murray, D. Noonan, S. Sanders, J. Sekaric, R. Stringer, Q. Wang, J.S. Wood

Kansas State University, Manhattan, USA

A.F. Barfuss, I. Chakaberia, A. Ivanov, S. Khalil, M. Makouski, Y. Maravin, L.K. Saini, S. Shrestha, I. Svintradze

Lawrence Livermore National Laboratory, Livermore, USA

J. Gronberg, D. Lange, F. Rebassoo, D. Wright

University of Maryland, College Park, USA

A. Baden, B. Calvert, S.C. Eno, J.A. Gomez, N.J. Hadley, R.G. Kellogg, T. Kolberg, Y. Lu, M. Marionneau, A.C. Mignerey, K. Pedro, A. Skuja, J. Temple, M.B. Tonjes, S.C. Tonwar

Massachusetts Institute of Technology, Cambridge, USA

A. Apyan, G. Bauer, W. Busza, I.A. Cali, M. Chan, L. Di Matteo, V. Dutta, G. Gomez Ceballos, M. Goncharov, D. Gulhan, M. Klute, Y.S. Lai, A. Levin, P.D. Luckey, T. Ma, C. Paus, D. Ralph, C. Roland, G. Roland, G.S.F. Stephans, F. Stöckli, K. Sumorok, D. Velicanu, J. Veverka, B. Wyslouch, M. Yang, A.S. Yoon, M. Zanetti, V. Zhukova

University of Minnesota, Minneapolis, USA

B. Dahmes, A. De Benedetti, A. Gude, S.C. Kao, K. Klapoetke, Y. Kubota, J. Mans, N. Pastika, R. Rusack, A. Singovsky, N. Tambe, J. Turkewitz

University of Mississippi, Oxford, USA

J.G. Acosta, L.M. Cremaldi, R. Kroeger, S. Oliveros, L. Perera, R. Rahmat, D.A. Sanders, D. Summers

University of Nebraska-Lincoln, Lincoln, USA

E. Avdeeva, K. Bloom, S. Bose, D.R. Claes, A. Dominguez, R. Gonzalez Suarez, J. Keller, I. Kravchenko, J. Lazo-Flores, S. Malik, F. Meier, G.R. Snow

State University of New York at Buffalo, Buffalo, USA

J. Dolen, A. Godshalk, I. Iashvili, S. Jain, A. Kharchilava, A. Kumar, S. Rappoccio, Z. Wan

Northeastern University, Boston, USA

G. Alverson, E. Barberis, D. Baumgartel, M. Chasco, J. Haley, A. Massironi, D. Nash, T. Orimoto, D. Trocino, D. Wood, J. Zhang

Northwestern University, Evanston, USA

A. Anastassov, K.A. Hahn, A. Kubik, L. Lusito, N. Mucia, N. Odell, B. Pollack, A. Pozdnyakov, M. Schmitt, S. Stoynev, K. Sung, M. Velasco, S. Won

University of Notre Dame, Notre Dame, USA

D. Berry, A. Brinkerhoff, K.M. Chan, A. Drozdetskiy, M. Hildreth, C. Jessop, D.J. Karmgard, J. Kolb, K. Lannon, W. Luo, S. Lynch, N. Marinelli, D.M. Morse, T. Pearson, M. Planer, R. Ruchti, J. Slaunwhite, N. Valls, M. Wayne, M. Wolf

The Ohio State University, Columbus, USA

L. Antonelli, B. Bylsma, L.S. Durkin, S. Flowers, C. Hill, R. Hughes, K. Kotov, T.Y. Ling, D. Puigh, M. Rodenburg, G. Smith, C. Vuosalo, B.L. Winer, H. Wolfe, H.W. Wulsin

Princeton University, Princeton, USA

E. Berry, P. Elmer, V. Halyo, P. Hebda, J. Hegeman, A. Hunt, P. Jindal, S.A. Koay, P. Lujan, D. Marlow, T. Medvedeva, M. Mooney, J. Olsen, P. Piroué, X. Quan, A. Raval, H. Saka, D. Stickland, C. Tully, J.S. Werner, S.C. Zenz, A. Zuranski

University of Puerto Rico, Mayaguez, USA

E. Brownson, A. Lopez, H. Mendez, J.E. Ramirez Vargas

Purdue University, West Lafayette, USA

E. Alagoz, D. Benedetti, G. Bolla, D. Bortoletto, M. De Mattia, A. Everett, Z. Hu, M. Jones, K. Jung, M. Kress, N. Leonardo, D. Lopes Pegna, V. Maroussov, P. Merkel, D.H. Miller, N. Neumeister, B.C. Radburn-Smith, I. Shipsey, D. Silvers, A. Svyatkovskiy, F. Wang, W. Xie, L. Xu, H.D. Yoo, J. Zablocki, Y. Zheng

Purdue University Calumet, Hammond, USA

N. Parashar

Rice University, Houston, USA

A. Adair, B. Akgun, K.M. Ecklund, F.J.M. Geurts, W. Li, B. Michlin, B.P. Padley, R. Redjimi, J. Roberts, J. Zabel

University of Rochester, Rochester, USA

B. Betchart, A. Bodek, R. Covarelli, P. de Barbaro, R. Demina, Y. Eshaq, T. Ferbel, A. Garcia-Bellido, P. Goldenzweig, J. Han, A. Harel, D.C. Miner, G. Petrillo, D. Vishnevskiy, M. Zielinski

The Rockefeller University, New York, USA

A. Bhatti, R. Ciesielski, L. Demortier, K. Goulios, G. Lungu, S. Malik, C. Mesropian

Rutgers, The State University of New Jersey, Piscataway, USA

S. Arora, A. Barker, J.P. Chou, C. Contreras-Campana, E. Contreras-Campana, D. Dugan, D. Ferencek, Y. Gershtein, R. Gray, E. Halkiadakis, D. Hidas, A. Lath, S. Panwalkar, M. Park, R. Patel, V. Rekovic, J. Robles, S. Salur, S. Schnetzer, C. Seitz, S. Somalwar, R. Stone, S. Thomas, P. Thomassen, M. Walker

University of Tennessee, Knoxville, USA

K. Rose, S. Spanier, Z.C. Yang, A. York

Texas A&M University, College Station, USA

O. Bouhali⁶², R. Eusebi, W. Flanagan, J. Gilmore, T. Kamon⁶³, V. Khotilovich, V. Krutelyov, R. Montalvo, I. Osipenkov, Y. Pakhotin, A. Perloff, J. Roe, A. Safonov, T. Sakuma, I. Suarez, A. Tatarinov, D. Toback

Texas Tech University, Lubbock, USA

N. Akchurin, C. Cowden, J. Damgov, C. Dragoiu, P.R. Duderod, K. Kovitanggoon, S. Kunori, S.W. Lee, T. Libeiro, I. Volobouev

Vanderbilt University, Nashville, USA

E. Appelt, A.G. Delannoy, S. Greene, A. Gurrola, W. Johns, C. Maguire, Y. Mao, A. Melo, M. Sharma, P. Sheldon, B. Snook, S. Tuo, J. Velkovska

University of Virginia, Charlottesville, USA

M.W. Arenton, S. Boutle, B. Cox, B. Francis, J. Goodell, R. Hirosky, A. Ledovskoy, C. Lin, C. Neu, J. Wood

Wayne State University, Detroit, USA

S. Gollapinni, R. Harr, P.E. Karchin, C. Kottachchi Kankanamge Don, P. Lamichhane, A. Sakharov

University of Wisconsin, Madison, USA

D.A. Belknap, L. Borrello, D. Carlsmith, M. Cepeda, S. Dasu, S. Duric, E. Friis, M. Grothe, R. Hall-Wilton, M. Herndon, A. Hervé, P. Klubbers, J. Klukas, A. Lanaro, R. Loveless, A. Mohapatra, I. Ojalvo, T. Perry, G.A. Pierro, G. Polese, I. Ross, T. Sarangi, A. Savin, W.H. Smith, J. Swanson

- †: Deceased
- 1: Also at Vienna University of Technology, Vienna, Austria
 - 2: Also at CERN, European Organization for Nuclear Research, Geneva, Switzerland
 - 3: Also at Institut Pluridisciplinaire Hubert Curien, Université de Strasbourg, Université de Haute Alsace Mulhouse, CNRS/IN2P3, Strasbourg, France
 - 4: Also at National Institute of Chemical Physics and Biophysics, Tallinn, Estonia
 - 5: Also at Skobeltsyn Institute of Nuclear Physics, Lomonosov Moscow State University, Moscow, Russia
 - 6: Also at Universidade Estadual de Campinas, Campinas, Brazil
 - 7: Also at California Institute of Technology, Pasadena, USA
 - 8: Also at Laboratoire Leprince-Ringuet, Ecole Polytechnique, IN2P3-CNRS, Palaiseau, France
 - 9: Also at Zewail City of Science and Technology, Zewail, Egypt
 - 10: Also at Suez Canal University, Suez, Egypt
 - 11: Also at Cairo University, Cairo, Egypt
 - 12: Also at Fayoum University, El-Fayoum, Egypt
 - 13: Also at British University in Egypt, Cairo, Egypt
 - 14: Now at Ain Shams University, Cairo, Egypt
 - 15: Also at Université de Haute Alsace, Mulhouse, France
 - 16: Also at Joint Institute for Nuclear Research, Dubna, Russia
 - 17: Also at Brandenburg University of Technology, Cottbus, Germany
 - 18: Also at The University of Kansas, Lawrence, USA
 - 19: Also at Institute of Nuclear Research ATOMKI, Debrecen, Hungary
 - 20: Also at Eötvös Loránd University, Budapest, Hungary
 - 21: Also at Tata Institute of Fundamental Research - EHEP, Mumbai, India
 - 22: Also at Tata Institute of Fundamental Research - HECR, Mumbai, India
 - 23: Now at King Abdulaziz University, Jeddah, Saudi Arabia
 - 24: Also at University of Visva-Bharati, Santiniketan, India
 - 25: Also at University of Ruhuna, Matara, Sri Lanka
 - 26: Also at Isfahan University of Technology, Isfahan, Iran
 - 27: Also at Sharif University of Technology, Tehran, Iran
 - 28: Also at Plasma Physics Research Center, Science and Research Branch, Islamic Azad University, Tehran, Iran
 - 29: Also at Laboratori Nazionali di Legnaro dell'INFN, Legnaro, Italy
 - 30: Also at Università degli Studi di Siena, Siena, Italy
 - 31: Also at Centre National de la Recherche Scientifique (CNRS) - IN2P3, Paris, France
 - 32: Also at Purdue University, West Lafayette, USA
 - 33: Also at Universidad Michoacana de San Nicolas de Hidalgo, Morelia, Mexico
 - 34: Also at National Centre for Nuclear Research, Swierk, Poland
 - 35: Also at Faculty of Physics, University of Belgrade, Belgrade, Serbia
 - 36: Also at Facoltà Ingegneria, Università di Roma, Roma, Italy
 - 37: Also at Scuola Normale e Sezione dell'INFN, Pisa, Italy
 - 38: Also at University of Athens, Athens, Greece
 - 39: Also at Paul Scherrer Institut, Villigen, Switzerland
 - 40: Also at Institute for Theoretical and Experimental Physics, Moscow, Russia
 - 41: Also at Albert Einstein Center for Fundamental Physics, Bern, Switzerland
 - 42: Also at Gaziosmanpasa University, Tokat, Turkey
 - 43: Also at Adiyaman University, Adiyaman, Turkey
 - 44: Also at Cag University, Mersin, Turkey

- 45: Also at Mersin University, Mersin, Turkey
- 46: Also at Izmir Institute of Technology, Izmir, Turkey
- 47: Also at Ozyegin University, Istanbul, Turkey
- 48: Also at Kafkas University, Kars, Turkey
- 49: Also at Suleyman Demirel University, Isparta, Turkey
- 50: Also at Ege University, Izmir, Turkey
- 51: Also at Mimar Sinan University, Istanbul, Istanbul, Turkey
- 52: Also at Kahramanmaras Sütcü Imam University, Kahramanmaras, Turkey
- 53: Also at Rutherford Appleton Laboratory, Didcot, United Kingdom
- 54: Also at School of Physics and Astronomy, University of Southampton, Southampton, United Kingdom
- 55: Also at INFN Sezione di Perugia; Università di Perugia, Perugia, Italy
- 56: Also at Utah Valley University, Orem, USA
- 57: Also at Institute for Nuclear Research, Moscow, Russia
- 58: Also at University of Belgrade, Faculty of Physics and Vinca Institute of Nuclear Sciences, Belgrade, Serbia
- 59: Also at Argonne National Laboratory, Argonne, USA
- 60: Also at Erzincan University, Erzincan, Turkey
- 61: Also at Yildiz Technical University, Istanbul, Turkey
- 62: Also at Texas A&M University at Qatar, Doha, Qatar
- 63: Also at Kyungpook National University, Daegu, Korea