

8-2018

University of Nebraska-Lincoln DigitalCommons: Statistical Report, August 2018

DeeAnn Allison

University of Nebraska-Lincoln, dallison1@unl.edu

Paul Royster

University of Nebraska-Lincoln, proyster@unl.edu

Sue A. Gardner

University of Nebraska - Lincoln, sgardner2@unl.edu


Margaret Mering

University of Nebraska - Lincoln, mmering1@unl.edu

Linnea Fredrickson

University of Nebraska-Lincoln, lfredrickson2@unl.edu

Follow this and additional works at: <http://digitalcommons.unl.edu/scholcom>

 Part of the [Intellectual Property Law Commons](#), [Scholarly Communication Commons](#), and the [Scholarly Publishing Commons](#)

Allison, DeeAnn; Royster, Paul; Gardner, Sue A.; Mering, Margaret; and Fredrickson, Linnea, "University of Nebraska-Lincoln DigitalCommons: Statistical Report, August 2018" (2018). *Copyright, Fair Use, Scholarly Communication, etc.*. 87.
<http://digitalcommons.unl.edu/scholcom/87>

This Article is brought to you for free and open access by the Libraries at University of Nebraska-Lincoln at DigitalCommons@University of Nebraska - Lincoln. It has been accepted for inclusion in Copyright, Fair Use, Scholarly Communication, etc. by an authorized administrator of DigitalCommons@University of Nebraska - Lincoln.

August 9, 2018

Deeann Allison
Director, Media & Repository Services
UNL Libraries

I am pleased to transmit the following statistics report on the UNL DigitalCommons, <http://digitalcommons.unl.edu>

The DigitalCommons is the “institutional repository” for UNL. It’s function is to gather the intellectual output of the university for online public access. It was established in 2005, and now holds 99,000 papers, making it the 3rd largest in the United States, trailing only the University of California system (190,000) and the University of Michigan (120,000). It recently surpassed 50 million downloads, making it the nation’s leader in that category. Alexa.com reports that the repository is the most visited subdomain of **unl.edu**, representing 15% to 18% of all internet traffic.

The following schedules are attached:

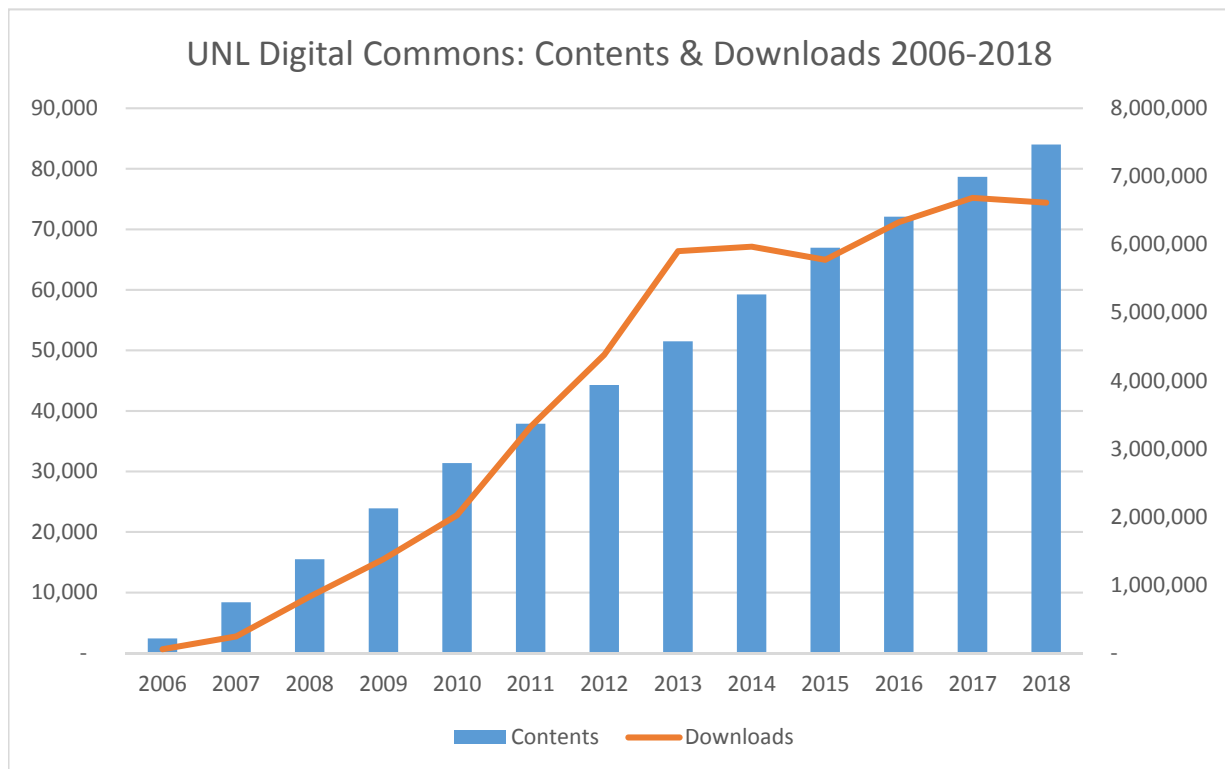
- I. History of growth (13 years)
- II. Distribution of contents and usage across series (50)
- III. Downloads by other educational institutions (115)
- IV. Downloads by continent
- V. Downloads by country (28)
- VI. Most popular paper by country (10)

The DigitalCommons platform is hosted and maintained by bepress in Berkeley, California, who were purchased last year by Elsevier. The repository is operated and administered locally by UNL Libraries faculty and staff: Paul Royster, Sue Gardner, Margaret Mering, and Linnea Fredrickson.

I. History of growth (2005–2018)

Growth of contents has been steady at around 6,000 annually. Contents and downloads shown here are UNL free public access only; i.e. they do not include ProQuest’s collection of 14,000 UNL dissertations (which are free to this campus & subscribing institutions only). Download numbers reflect changing interactions with search engines.

<i>Fiscal</i>	<i>Contents</i>	<i>Downloads</i>	<i>avg.</i>	<i>Cumulative</i>
2006	2,397	56,234	23	56,234
2007	8,374	243,980	29	300,214
2008	15,492	829,225	54	1,129,439
2009	23,885	1,379,604	58	2,509,043
2010	31,378	2,024,734	65	4,533,777
2011	37,893	3,323,784	88	7,857,561
2012	44,265	4,381,762	99	12,239,323
2013	51,480	5,902,200	115	18,141,523
2014	59,238	5,967,003	101	24,108,526
2015	66,956	5,776,363	86	29,884,889
2016	72,078	6,326,987	88	36,211,876
2017	78,658	6,684,995	85	42,896,871
2018	83,997	6,614,599	79	49,511,470



II. Distribution of contents and usage across series (50)

This schedule lists the **50 most popular series**, July 2015 – June 2018, by downloads, and then by number of papers and annualized average per paper. These 50 series represent 36% of the contents and 63% of the downloads. There were approximately 950 series overall, with 19,583,432 downloads over the period.

Full Text Downloads for 2015-07-01 through 2018-06-30 for DigitalCommons@unl.edu				
Title	3 FY Total	# of papers	Annual avg/paper	
1	Library Philosophy and Practice (e-journal)	1,902,103	1836	345
2	Historical Materials from University of Nebraska-Lincoln Extension	776,161	4899	53
3	Nebraska Tractor Tests	763,213	2225	114
4	Electronic Texts in American Studies	544,609	98	1,852
5	Robert Katz Publications	437,936	193	756
6	Faculty Publications, Department of Psychology	437,633	908	161
7	Management Department Faculty Publications	431,256	230	625
8	Great Plains Quarterly	415,655	2831	49
9	USDA National Wildlife Research Center - Staff Publications	387,665	2161	60
10	Publications from USDA-ARS / UNL Faculty	379,121	1989	64
11	Educational Administration: Theses, Dissertations, and Student Research	374,382	292	427
12	Nebraska Law Review	369,417	2192	56
13	Public Access Theses and Dissertations from the College of Education and Human Sciences	351,944	330	355
14	Textile Society of America Symposium Proceedings	325,648	1055	103
15	Faculty Publications: Department of Teaching, Learning and Teacher Education	219,979	280	262
16	Agronomy & Horticulture -- Faculty Publications	215,941	1102	65
17	USGS Staff -- Published Research	205,845	1025	67
18	Educational Psychology Papers and Publications	198,640	248	267
19	Nebraska Anthropologist	170,857	189	301
20	Great Plains Research: A Journal of Natural and Social Sciences	156,370	1294	40
21	Papers in Natural Resources	150,685	836	60
22	Environmental Studies Undergraduate Student Theses	144,488	210	229
23	Dissertations, Theses, & Student Research in Food Science and Technology	137,924	88	522
24	Student Research, Creative Activity, and Performance - School of Music	136,722	121	377
25	Leadership Institute Faculty Publications	135,625	53	853
26	Faculty Publications, UNL Libraries	134,775	354	127
27	Biological Systems Engineering: Papers and Publications	130,737	587	74
28	Insecta Mundi (CSE)	129,172	1119	38
29	Faculty Papers and Publications in Animal Science	127,818	1014	42
30	Sociology Department, Faculty Publications	125,377	562	74
31	To Improve the Academy (PODNHE)	119,182	419	95
32	US Army Research	117,802	358	110
33	Publications, Agencies and Staff of the U.S. Department of Commerce	117,379	600	65
34	Faculty Publications, Department of Child, Youth, and Family Studies	115,002	214	179
35	Ecological and Environmental Anthropology (University of Georgia)	105,628	36	978
36	Dissertations, Theses, and Student Research from the College of Business	104,333	52	669
37	Action Research Projects (CSMCE)	101,642	78	434
38	USGS Northern Prairie Wildlife Research Center	97,828	407	80
39	Faculty Publications from the Harold W. Manter Laboratory of Parasitology	95,387	876	36
40	Theses, Dissertations, & Student Scholarship: Agricultural Leadership, Education & Communication	95,049	107	296
41	Dissertations, Theses, & Student Research, Department of History	91,932	87	352
42	Faculty Publications -- Department of English	90,641	187	162
43	Public Health Resources	87,902	549	53
44	U.S. Environmental Protection Agency Papers	82,475	289	95
45	Mechanical (and Materials) Engineering -- Dissertations, Theses, and Student Research	78,836	135	195
46	Papers in Biomaterials (Chem Eng)	77,991	20	1,300
47	Faculty Publications from the Department of Electrical and Computer Engineering	76,789	431	59
48	Transactions of the Nebraska Academy of Sciences and Affiliated Societies	76,607	513	50
49	MAT Exam Expository Papers (CSMCE)	76,054	51	497
50	Theses, Dissertations, and Student Research from Electrical & Computer Engineering	72,452	30	805
Top 50 series				
Percent of total				
	12,298,609	35,760	115	
	63%	36%	≈ 85	

III. Downloads by other educational institutions (115)

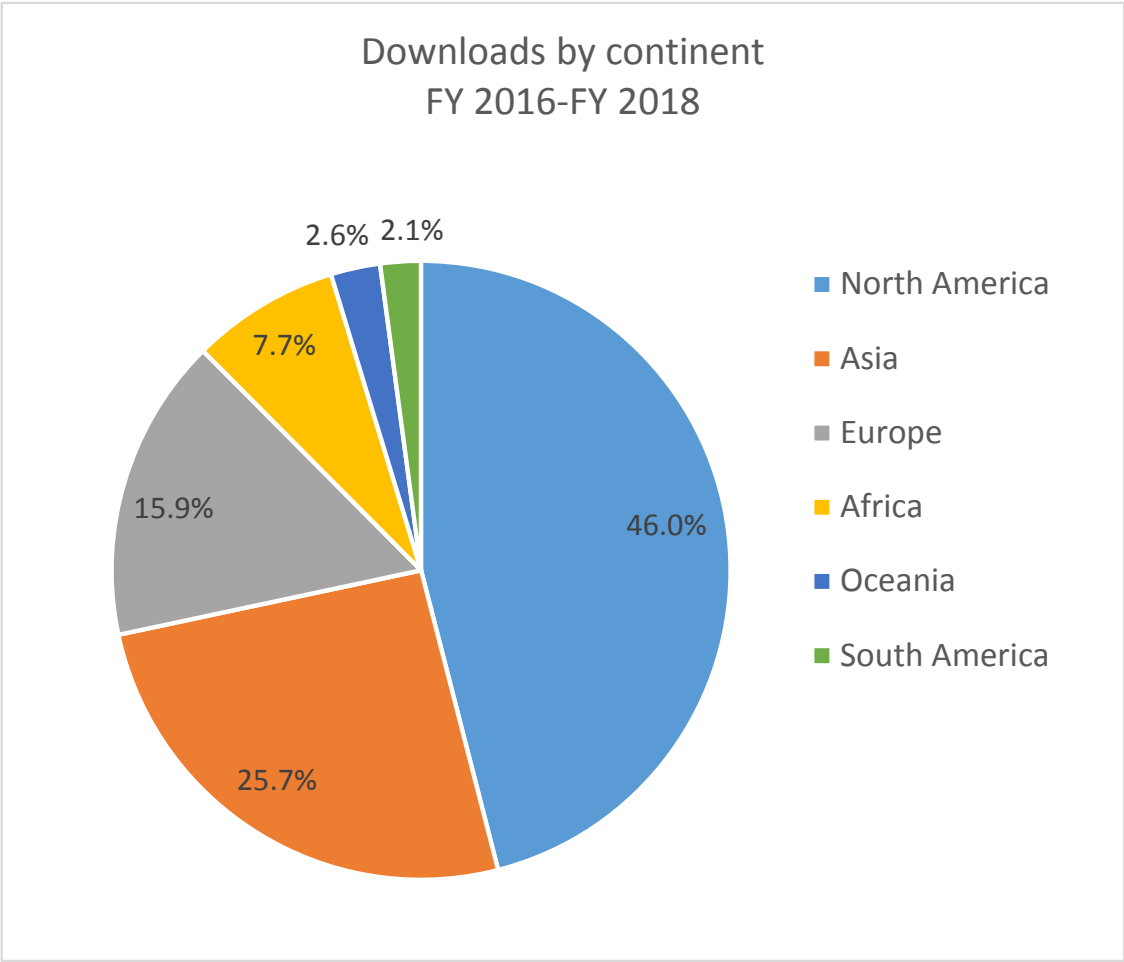
We are able to trace about 25% of downloads to a network. The following are the most frequently downloading networks and their types.

#	Name	Type	Downloads	#	Name	Type	Downloads
1	University of Nebraska-Lincoln	Education	95,479	58	Virginia Polytechnic Institute and State Univ.	Education	5,577
2	University of Wisconsin Madison	Education	20,702	59	University of Zambia	Education	5,557
3	USDA Office of Operations	Government	19,477	60	University of Texas at Austin	Education	5,493
4	North Carolina Research and Education Network	Education	18,671	61	Indiana University	Education	5,492
5	University of Texas at Arlington	Education	16,273	62	Oklahoma State University	Education	5,457
6	Headquarters USAISC	Military	15,242	63	DoD Network Information Center	Military	5,430
7	University of Minnesota	Education	11,385	64	Columbia University	Education	5,400
8	Texas A&M University	Education	11,298	65	Stanford University	Education	5,288
9	Georgia Department of Education	Education	11,107	66	Universidad Nacional Autonoma de Mexico	Education	5,202
10	Fundacao Para a Ciencia e a Tecnologia I.P. (Brazil)	Government	11,026	67	Kentucky Department of Education	Education	5,153
11	University of Florida	Education	10,541	68	Department of Veterans Affairs	Government	5,092
12	University of Kwazulu-Natal (South Africa)	Education	9,970	69	NTU	Education	5,057
13	Taiwan Academic Network	Education	9,138	70	Universiti Sains Malaysia Penang Malaysia	Education	4,906
14	Purdue University	Education	8,979	71	University of Tennessee	Education	4,834
15	University of Illinois	Education	8,884	72	Indian Institute of Technology Kharagpur India	Education	4,833
16	University of Missouri	Education	8,838	73	NUS	Education	4,803
17	University of Nebraska	Education	8,794	74	Yale University	Education	4,769
18	Iowa State University	Education	8,651	75	Oregon State University	Education	4,744
19	Pern-Pakistan Education & Research Network	Library	8,599	76	New York University	Education	4,734
20	State of Nebraska/Office of the CIO	Government	8,518	77	The University of Melbourne	Education	4,725
21	Danmarks Tekniske Universitet	Education	8,337	78	Universiti Teknologi Malaysia	Education	4,717
22	Metro Omaha Educ Comm	Education	7,821	79	Arizona State University	Education	4,703
23	Michigan State University	Education	7,769	80	Massachusetts Institute of Technology	Education	4,664
24	University of Maryland	Education	7,736	81	University of California Irvine	Education	4,658
25	Ohio State University	Education	7,679	82	Mississippi State University	Education	4,650
26	Colorado State University	Education	7,319	83	Network Nebraska	Education	4,639
27	University of Cambridge	Education	7,062	84	University of Colorado	Education	4,600
28	University of Nebraska at Kearney	Education	7,049	85	University of Pretoria	Education	4,596
29	754th Electronic Systems Group	Military	7,039	86	McGill University	Education	4,588
30	University of California Los Angeles	Education	7,027	87	University of Georgia	Education	4,582
31	Kansas State University	Education	7,006	88	University of California Davis	Education	4,568
32	Research Center of Theoretical Physics & Mathematics (IPM)	Education	6,956	89	University of South Africa	Education	4,563
33	University of Toronto	Education	6,817	90	National University of Science and Technology	Education	4,546
34	Makerere University Main Campus (Uganda)	Education	6,786	91	Texas Tech University	Education	4,513
35	Cornell University	Education	6,493	92	Universidade de Sao Paulo	Education	4,497
36	Universiti Putra Malaysia Campus Network	Education	6,491	93	Washington State University	Education	4,420
37	Lanka Education and Research Network	Education	6,440	94	State of Minnesota	Government	4,408
38	Washington School Information Processing Cooperative	Education	6,259	95	The University of Manchester	Education	4,401
39	Korean Education Network	Education	6,253	96	South Dakota State University	Education	4,388
40	University of Missouri-Columbia	Education	6,184	97	University of Leeds	Education	4,300
41	North Carolina State University	Education	6,175	98	University of California San Diego	Education	4,297
42	University of Nigeria	Education	6,092	99	The University of Nottingham	Education	4,297
43	The Pennsylvania State University	Education	6,087	100	University of Arizona	Education	4,290
44	Indiana Department of Education	Education	5,975	101	Auburn University	Education	4,265
45	North Dakota State University - Computer Center	Education	5,967	102	California State University Office of the Chance	Education	4,254
46	Wikimedia Foundation Inc.	Organization	5,936	103	Seoul National University	Education	4,186
47	Univer	Commercial	5,912	104	University of Connecticut	Education	4,184
48	Department of Education	Education	5,899	105	Service Alberta	Government	4,128
49	Oxford University	Education	5,874	106	University of Kentucky	Education	4,119
50	University of California at Berkeley	Education	5,845	107	University of Sheffield	Education	4,102
51	U.S. Fish and Wildlife Service IRM/BFO HQ	Government	5,802	108	University of North Carolina at Chapel Hill	Education	3,976
52	Navy Network Information Center	Military	5,722	109	University of Sydney	Education	3,959
53	University of Alberta	Education	5,721	110	Clemson University	Education	3,951
54	Harvard University	Education	5,692	111	US Forest Service	Government	3,942
55	University of Washington	Education	5,625	112	State of North Dakota Ltd	Government	3,941
56	North West University	Education	5,601	113	University of Southampton	Education	3,908
57	Rutgers University	Education	5,598	114	University of Pennsylvania	Education	3,902
				115	University of Michigan	Education	3,893

IV. Downloads by continent

Downloads by continent, July 2016--June 2018

North America	8,824,420	46.0%
Asia	4,924,826	25.7%
Europe	3,049,429	15.9%
Africa	1,486,192	7.7%
Oceania	495,630	2.6%
South America	406,734	2.1%
	<hr/>	
	19,187,231	100.0%



V. Downloads by country (28)

Between July 1, 2015, and June 30, 2018, these 28 countries each received >0.5% of geolocated downloads.

Note that 59% of downloads are international.

UNL Digital Commons FY 2016 -- FY 2018

#	Country	Downloads	19,187,231
1	United States	7,892,608	41%
2	India	1,112,685	6%
3	United Kingdom	918,124	5%
4	Philippines	894,247	5%
5	Canada	679,494	4%
6	China	514,300	3%
7	Nigeria	431,707	2%
8	Australia	391,828	2%
9	France	389,035	2%
10	Germany	356,713	2%
11	Malaysia	258,655	1%
12	South Africa	238,322	1%
13	Pakistan	224,691	1%
14	Indonesia	218,186	1%
15	Russian Federation	178,019	1%
16	Netherlands	170,493	1%
17	Korea, Republic of	169,991	1%
18	Italy	167,265	1%
19	Iran, Islamic Republic of	160,450	1%
20	Brazil	154,053	1%
21	Mexico	140,726	1%
22	Japan	129,306	1%
23	Turkey	123,165	1%
24	Spain	122,801	1%
25	Kenya	117,789	1%
26	Thailand	114,912	1%
27	Viet Nam	110,046	1%
28	Singapore	104,555	1%

VI. Most popular paper by country (10)

Most popular paper in:

United States: [Sinners in the Hands of an Angry God. A Sermon Preached at Enfield, July 8th, 1741.](#)

Philippines: [Social Media Network Participation and Academic Performance In Senior High Schools in Ghana](#)

India: [The Green Revolution of the 1960's and Its Impact on Small Farmers in India](#)

United Kingdom: [Merging Qualitative and Quantitative Data in Mixed Methods Research: How To and Why Not](#)

Canada: [Two-chamber Rocket Box Bat House Plans](#)

Nigeria: [Cataloging and Classification Skills of Library and Information Science Practitioners in their Workplaces: A Case Analysis](#)

China: [Test 1398: Allis-Chalmers 6080 Diesel Also Deutz-Allis 6080 Diesel 12-Speed](#)

Australia: [Merging Qualitative and Quantitative Data in Mixed Methods Research: How To and Why Not](#)

Germany: [Shareholder Influence over Director Nomination via Proxy Access: Implications for Agency Conflict and Stakeholder Value](#)

France: [Perceiver Effects as Projective Tests: What Your Perceptions of Others Say about You](#)

For FY 2018: 7/1/17-6/30/18