

University of Nebraska - Lincoln

DigitalCommons@University of Nebraska - Lincoln

Insecta Mundi

Center for Systematic Entomology, Gainesville,
Florida

September 1995

The Argentine species of the genus *Megacyllene* Casey, 1912 (Coleoptera: Cerambycidae), with description of a new species

Osvaldo Di Iorio
Buenos Aires, Argentina

Follow this and additional works at: <https://digitalcommons.unl.edu/insectamundi>



Part of the [Entomology Commons](#)

Di Iorio, Osvaldo, "The Argentine species of the genus *Megacyllene* Casey, 1912 (Coleoptera: Cerambycidae), with description of a new species" (1995). *Insecta Mundi*. 129.
<https://digitalcommons.unl.edu/insectamundi/129>

This Article is brought to you for free and open access by the Center for Systematic Entomology, Gainesville, Florida at DigitalCommons@University of Nebraska - Lincoln. It has been accepted for inclusion in Insecta Mundi by an authorized administrator of DigitalCommons@University of Nebraska - Lincoln.

The Argentine species of the genus *Megacyllene* Casey, 1912 (Coleoptera: Cerambycidae), with description of a new species

Osvaldo R. Di Iorio

Entomología, Departamento de Ciencias Biológicas,
4º Piso, Pabellón II, Facultad de Ciencias Exactas y Naturales,
1428 Ciudad Universitaria, Buenos Aires, Argentina.
E-mail: Diiorio@artro.edu.ar

Abstract: Fifteen species of *Megacyllene* occur in Argentina: *M. acuta* (Germ.), *M. bonplandi* (Gounelle), *M. castanea* (Laporte & Gory), *M. insignita* (Perroud), *M. falsa* (Chevrolat), *M. mellyi* (Chevrolat), *M. minuta* (Chevrolat), *M. multiguttata* Burmeister (*status nov.*), *M. murina* (Burmeister), *M. neblinosa* new species, *M. proxima* (Laporte and Gory), *M. spinifera* (Newman), *M. rotundicollis* Zajciw, *M. rufipes* (Laporte and Gory) and *M. unicolor* Fuchs (= *M. lateripilosa* Zajciw new synonym). A Lectotype and Paralectotype are designated for *M. multiguttata*. *Megacyllene quinquefasciata* Melzer, 1931, is not considered a true *Megacyllene* but its generic status remains uncertain and needs further revision. Geographical distributions in Argentina and a key are provided.

Key Words: Argentina, Cerambycidae, Coleoptera, *Megacyllene*

Introduction

The taxonomy and geographical distribution of Cerambycidae of the Argentine Republic has been discussed by Bruch (1912), Bosq (1943a, 1943b, 1949), Viana, and Williner (1973, 1974) and summarized in the catalogue of Monne (1993). This work compiles what is known for the genus *Megacyllene* in Argentina, including the description of a new species.

Materials and method

Collections examined: AM: Antonio Martinez, Rosario de Lerma, Salta; AZ: Area de Zoología, Departamento de Química y Ciencias Biológicas, Facultad de Química, Bioquímica y Farmacia, Universidad Nacional de San Luis; B: Carlos Bruch (MACN); BURM: Hermann Burmeister (MACN); ENT: Entomología, Facultad de Ciencias Exactas y Naturales, Universidad de Buenos Aires; IML: Instituto Miguel Lillo, Tucumán; JF: Juan Farina, Mar del Plata, Buenos Aires; MACN: Museo Argentino de Ciencias Naturales "Bernardino Rivadavia", Buenos Aires; MLP: Museo de La Plata, La Plata; MMLS: Museo Municipal "Lorenzo Scaglia", Mar del Plata, Buenos Aires; MZ: Margarita Zurlo, Resistencia, Chaco; ODI: Osvaldo Di Iorio, Buenos Aires; OG: Oscar Gonzalez, Charata, Chaco; P: G. Pellerano (MACN); SABCL: South American Biological Control Laboratory, (USDA/ARS), Hurlingham, Buenos Aires; V: M.J. Viana, Rosario de Lerma, Salta; Z: Mateo Zelich, Liebig, Entre Ríos.

The patterns of bands and spots are diagnostic for each species, and as they are easily observed, they have been used to build a key for identification. These bands and spots are formed by short and dense white or yellow pubescence, sometimes may be orange. A letter "L" between parentheses after a collection date, indicates the insect was collected as larva or pupae inside the host plant, and the adults emerged in the laboratory. The species marked with an asterisk(*), are new records for Argentina; specimens of neighbouring countries to Argentina are also included in the examined material. All specimens were determined by the author, unless otherwise indicated.

Megacyllene acuta (Germar, 1821) (Fig. 6)

Literature records: URUGUAY (Bosq, 1943a; Zajciw & Ruffinelli, 1962); ARGENTINA (Buck, 1959): provinces of Buenos Aires, Córdoba, Mendoza, Catamarca, Misiones, Santa Fe, Entre Ríos, Corrientes, Salta, Tucumán, La Rioja (Bosq, 1943a); Santiago del Estero (Bosq, 1943a; Prosen, 1947); Chaco (Bosq, 1943a; Di Iorio, 1994); BRAZIL (Gounelle, 1911; Bosq, 1943a; Zajciw & Campos Seabra, 1968); PARAGUAY (Bosq, 1943a, 1945; Viana, 1972).

Diagnosis: Four pubescent yellow bands on the pronotum in dorsal view or five in lateral view; five pubescent yellow bands on the elytra; brown integument including legs; three or four yellow spots at the margins of abdomen.

Examined material: ARGENTINA: Salta: Urundel XII-81 Genise leg., 7 exs. (ODI); Alemania, Weiser leg., 1 ex. (MACN); Tucumán: Las Tipas 24-III-92 (L) Di Iorio leg., 1 ex. (ODI); Catamarca: Huillapina II-1908 Spegazzini leg., 5 exs. (MACN); La Ciénaga 1927, 1 ex. (B); La Merced, Di Iorio leg., 18-II-93, 2 exs., 22-II-93, 4 exs., 25-II-93, 1 ex. (ODI); El Rodeo 21-II-93 Di Iorio leg., 4 exs. (ODI); Chaco: Charata, Gonzalez O. leg., 14-IV-91, 25 exs., 17-IV-91, 99 exs., 21-IV-91, 52 exs., 22-IV-91, 15 exs., 27-IV-91, 4 exs., 29-IV-91, 6 exs., 2-V-91, 2 exs., 3-V-91, 4 exs. (OG) (ODI); Resistencia, sin fecha, Zurlo M. leg., 1 ex. (MZ); Pampa del Infierno 28-IX-75 Barrera leg., 1 ex. (IML); Castelli III-1978 Williner, Martinez & Giacomozzi leg., 1 ex. (ENT); Mendoza: Río Luján III-1948, 1 ex. (MACN); Santa Fe: Zavalla 8-III-1989 Di Iorio leg., 1 ex. (ODI); Misiones: Puerto Esperanza X-1978 Fritz leg., 1 ex. (ODI); 25 de Mayo XI-1946 Viana leg., 4 exs. (MACN); river Uruguay and Route 12, 5 exs. (MACN); Dto. San Javier, P. Londero XI-1948 Viana leg., 18 exs. (MACN); Dto. Concepción, Santa María, Viana leg., X-1943, 1 ex., X-1944, 2 exs., XI-1944, 1 ex. (MACN); Corrientes: San Cosme, 1 ex. (MACN); Entre Ríos: Ceibas IV-1992 (L), 4 exs. (ODI); Buenos Aires: Km 26 F.C.G.B. (Campo de Mayo) 20-X-1990 Di Iorio leg., 2 exs. (ODI); Villa Rosa F.C.G.B., 29-XI-89 Di Iorio leg., 1 ex. (ODI); Otamendi, Estación I.N.T.A., 2 al 16-II-1979 Di Iorio leg., 2 exs. (ODI); Grand Bourg X-1972 Di Iorio leg., 1 ex. (ODI); Chascomús X-93 (P) Mazzucconi leg., 1 ex. (ODI); PARAGUAY: Dto. Itapúa, Pirapó II-1982 Di Iorio leg., 5 exs. (ODI); BOLIVIA: Río Colorado, Alto Surutú II-1964 Martinez A. leg., 4 exs. V. (MACN).

Megacyllene bonplandi (Gounelle, 1911)
(Fig. 7)

Literature records: ARGENTINA: Misiones (Gounelle, 1911; Bruch, 1912); BRAZIL (Gounelle, 1911).

Diagnosis: Pronotal margins well rounded; integument black except the femora brownish; elytral bands pale yellow.

Examined Material: ARGENTINA: Salta: Cafayate, Hayward leg., 26/28-II-1966, 1 ex., 26-II-1948, 1 ex., II/III-1963, 2 exs. (IML); Cachi 2200 m 22-I-1960 Bennasar leg., 2 exs. (IML); Orán, Abra Grande 4/15-II-1967 Golbach leg., 1 ex. (IML); Ruiz de los Llanos II-1947 Golbach leg., 2 exs. (IML); Coronel Moldes 6-II-1948, 1 ex. (ODI); Tamil 27/28-

I-1968, 1 ex. (ODI); Catamarca: El Rodeo 20/28-I-1958 Golbach leg., 1 ex. (IML); Sumalao 5-II-1958 Golbach leg., 1 ex. (IML); Andahuallas 2000 m 19-I-1968, 1 ex. (ODI); Tucumán: Tafi Viejo III-1917 Girard leg., 1 ex. (IML); Córdoba: 11-I-28 Williner leg., 1 ex. (ODI); Los Cocos I-1947 Blanchard leg., 1 ex. (MACN) "*Cyllene bonplandi* Goun. Bruch det."; Yacanto, 4 exs. (MACN), 1 ex. (ODI); Biale Massé I-1967, 1 ex. (ODI); Misiones: sin otro dato, Bruch leg., 1 ex. (B) "*Cyllene bonplandi* type Gounelle" (handwritten green label), "TYPUS" (green, printed).

The localities of *M. bonplandi* shown in the figure 7 are at the west of Argentina, except the only one for the type specimen at the east. This last locality may be a mislabelling data as occur with other type specimens of Clytini in the collection of Bruch at the MACN (*Neoclytus aulai* Bruch and *Mecometopus patagonicus* Bruch).

**Megacyllene castanea*
(Laporte and Gory, 1836) (Fig. 7)

Literature records: BRAZIL (Laporte & Gory, 1836; Chevrolat, 1861a; Buck, 1959; Viana, 1972); PARAGUAY (Viana, 1972).

Diagnosis: Integument reddish brown, covered by a very short and uniform pubescence; three yellow transverse bands on the pronotum and five on the elytra not very clear because they are masked by the short pubescence.

Examined material: ARGENTINA: Misiones: Bernardo de Irigoyen 12-XI-1973 Willink & Tomsic leg., 1 ex. (IML); Dto. Concepción, Santa Maria X-1956 Viana leg., 1 ex. (ODI); Rio Uruguay y Ruta 12, XI-1949 Gaii leg., 1 ex. (ODI); Corrientes: Santo Tomé X-1923, 1 ex. (P), lacks date 2 exs. (P); Entre Ríos: Liebig, Zelich leg., 5 exs. (ODI), one U.R. Martins det. 1991; Buenos Aires: Route 7, 4 km W Luidn 29-II-84, 1 ex. (ODI); Bella Vista III-1984, 2 exs. (ODI).

Megacyllene falsa (Chevrolat, 1861b)
(Fig. 8)

Literature records: ARGENTINA: Misiones: Loreto (Bosq, 1943b; Viana, 1972); URUGUAY (Zajciw and Ruffinelli, 1962; Zajciw and Monné, 1968; Viana, 1972); BRAZIL (Chevrolat, 1861; Gounelle, 1911; Buck, 1959; Zajciw & Campos

Seabra, 1968; Viana, 1972); PARAGUAY (Bosq, 1945; Viana, 1972).

Diagnosis: Abdomen with two spots at the margins, the anterior is yellow, and the posterior is white; elytral bands can be pale yellow or white.

Examined material: ARGENTINA: **Formosa:** Mojón de Fierro 21-XII-1948 Golbach leg., 2 exs. (IML); **Misiones:** lacks further data, 1 ex. (ODI), 1 ex. (B); Puerto Bemberg 12 al 29-I-1945 Hayward, Willink & Golbach leg., 3 exs. (IML); San Pedro 16-XI-1973 Willink & Tomsic leg., 1 ex. (IML); Puerto Bosetti I-1964 Viana leg., 1 ex. (MACN); Puerto Iguazú 6-XII-1991 Foerster leg., 1 ex. (ODI); **BRAZIL:** Foz de Iguazú 10-XII-92 (L) Di Iorio leg., 25 exs. (ODI).

Megacyllene insignita (Perroud, 1855)
(Fig. 9)

Literature records: BRAZIL (Chevrolat, 1861b); URUGUAY (Zajciw and Ruffinelli, 1962; Zajciw and Monné, 1968); ARGENTINA: **Córdoba:** El Sauce, Santa Rosa, Los Molinos, Alta Gracia, La Falda, San Javier, La Paz (Viana & Williner, 1974).

Diagnosis: Pronotum with three pubescent yellow bands; sometimes the apical and intermediate bands of the pronotum can be absent; the last two bands of the elytra can be white or the last reach the suture by an white spot.

Examined material: ARGENTINA: **Córdoba:** San Javier I-40 Bridarolli leg., 1 ex. (ODI) "*Cyllene insignita* (Perroud) Bosq det. 1946"; Salsacate 18-I-1979 Williner leg., 2 exs. (ODI); Cabana (Unquillo) 11-I-1928 Bruch leg., 1 ex. (B); Javier, La Paz-15/31-XII-1928, 2 exs. (B), 1/20-I-1929, 1 ex. (B); Alta Gracia, La Granja (Córdoba hills) 21-II-1925 Bruch leg., 1 ex. (B); El Sauce 24-II-1972 Williner leg., 1 ex. (ODI); Los Molinos dike II-1983, 1 ex. (ODI); Calamuchita, San Miguel de los Ríos 15-I-58, 1 ex. (ODI); **San Luis:** Merlo 24/27-I-1958, 1 ex. (ODI); **Santa Fe:** Romang XII-1931 Rodriguez leg., 2 exs. (ODI) "*Cyllene durionei* Bruch det." (in *schedulam*), "*Cyllene* sp. Bosq det. 1942"; Piquete I-32 Bridarolli leg., 1 ex. (ODI) "*Cyllene insignita* (Perroud) Bosq det. 1946"; Rosario, Bruch leg., 4 exs. (B); **Corrientes:** Ituzaingó II-1975 Martinez leg., 1 ex. (AM); **Entre Ríos:** Salto Grande XII-1976 Martinez leg., 2 exs. (AM); **Buenos Aires:** Sierra de la Ventana, Abra de la Ventana 26 al 30-XII-1979 Di

Iorio leg., 1 ex. (ODI); Pdo. Balcarce, Sierra Bachicha, Farina leg., 27/29-I-1993, 2 exs. (MMLS), I-1994 (1 ex. ODI, 2 exs. JF); Route 8, 54 km NW Buenos Aires 26-XII-82 (L), 1 ex. (LCBM).

Megacyllene mellyi (Chevrolat, 1861b)
(Fig. 8)

Literature records: BRAZIL (Chevrolat, 1861b; Buck, 1959; Viana, 1972); ARGENTINA: Córdoba, Catamarca, Entre Ríos (Bruch, 1912); URUGUAY (Zajciw & Ruffinelli, 1962; Viana, 1972); BOLIVIA, PARAGUAY, ARGENTINA: Córdoba, Catamarca, Tucumán (Viana, 1972); Santiago del Estero (Viana, 1972); Villa Unión (Prosen, 1947); San Luis: Merlo, Carpinteria, Villa Elena (Viana & Williner, 1973, 1974); Córdoba: El Sauce, Santa Rosa, Los Molinos, La Cumbrecita, Alta Gracia, Los Cochoa, Valle Hermoso, La Falda, Tanti, Capilla del Monte, Charbonier (Viana & Williner, 1974).

Diagnosis: Black integument; orange spots in the last two bands of the elytra.

Examined material: ARGENTINA: **Salta:** Cafayate 9-II-88 Williner leg., 8 exs. (INESALT); **Tucumán:** San Pedro de Colalao III-1979 Williner leg., 2 exs. (ODI); Tafi del Valle 18 to 20-IV-1980 Angrisano leg., 1 ex. (ENT); **Catamarca:** El Rodeo 21-II-1993 Di Iorio leg., 1 ex. (ODI); Cuesta del Portezuelo 13-II-93 Di Iorio leg., 4 exs. (ODI); **Córdoba:** Route 38, 4 km S La Cumbre 27-XII-82, 3 exs. (LCBM); **San Luis:** Carolina 15-I-1972 Williner leg., 2 exs. (ODI); **Santiago del Estero:** Frias 19-II-93 (P) Logarzo & Di Iorio leg., 1 ex. (ODI); **Corrientes:** Route 14, 8 Mi N Virasoro 29-X-1987 (L), 2 exs. (LCBM), 1 ex. (ODI); **Entre Ríos:** Route 14, 20 Mi N Colón, 1 ex. (LCBM); Route 14 and Gualaguaychú river, Soroka leg., 2 exs. (ODI); **Buenos Aires:** 54 km NW Buenos Aires 26-XII-82, 10 exs. (LCBM); Carmen de Areco, lacks date, 2 exs. (LCBM), 2 exs. (ODI); Hurlingham, 1 ex. (LCBM); Otamendi, I.N.T.A. experimental station, III-1970 Semenas leg., 1 ex. (ODI); **Santa Fe:** Rosario, lacks further data, 1 ex. (B).

* *Megacyllene minuta* Chevrolat, 1861b
(Fig. 9)

Literature records: BRAZIL (Chevrolat, 1861b; Buck, 1959); URUGUAY (Zajciw & Monné, 1968).

Diagnosis: Very small species, no more than 10 mm; each elytron with five complete bands, the first two join at the margin.

Examined material: ARGENTINA: Buenos Aires: Parana river delta 30-X-45 Bridarolli leg., 5 exs. (ODI); Tigre 22-XI-1903 Zotta leg., 1 ex. (ODI); Martinez 7-I-26 Muhn leg., 1 ex. (ODI); Ciudad Universitaria 8-XI-1975, 1 ex. (ODI); Quilmes, 1 ex. (ODI).

Zajciw and Monné (1968) mentioned that this species "is only known for Rio Grande do Sul (Brazil). The discovery of this species in southern Uruguay represents an important and interesting case. It has a very limited distribution area: only the southern end of the Brazilian subregion of the Neotropical region." Its distribution in Argentina is limited to the banks of the La Plata river (Fig. 9).

***Megacyllene multiguttata* (Burmeister, 1865)**
(Figs. 3, 4, 9)

Literature records: ARGENTINA: Mendoza (Burmeister, 1865; Viana, 1972; Viana & Williner, 1974); Santiago del Estero: Villa Unión (Prosen, 1947); PARAGUAY (Monné, 1993: cat.).

Diagnosis: Three very wide and yellow bands on the pronotum (Fig. 4); five elytral bands divided in spots of pale yellow to light green pubescence (Fig. 3); integument black.

Examined material: ARGENTINA: Salta: Cafayate, Yacochuya 20-III-1974, 1 ex. (ODI); Urundel I-1993 Martinez A. leg., 2 exs. (ODI); Catamarca: Santa Maria 19-II-1974, 1 ex. (ODI); Santiago del Estero: lacks further data, Bruch leg., 1 ex. (B); Córdoba: lacks further data, 21-I-1909 Bruch leg., 1 ex. (B); Dto. Calamuchita, El Sauce, Viana leg., 1 ex. (MACN); lacks further data, 11-I-28 Williner leg., 2 exs. (ODI); San José 11-III-1930 Williner leg., 1 ex. (ODI) "*Cyllene multiguttata* Burm. Bruch det; La Rioja: road from Tinogasta to Famatina, Quebrada La Aguadita 10-II-1966, 1 ex. (ODI); Mendoza: "Mendoza" (green printed card), "540", 1 ex. SYNTYPUS Lectotype (BURM); "Mendoza" (green, printed), "var. *proximus*", SYNTYPUS Paralectotype, 1 ex. (BURM).

Burmeister (1879) placed *M. multiguttata* in synonymy with *M. proxima*, this has been followed by Berg (1886), Bruch (1912) and Blackwelder (1946). Bosq (1949) considered it a sound species.

The different shape of the elytra (fig. 3) and the pronotum (fig. 4) and the design of the bands of the pronotum and the spots on the elytra, as well as their color, induced him to separate *M. multiguttata* from *proxima* (refer to characters in the species key). The first specimen of the *M. multiguttata* SYNTYPES is designated here LECTOTYPE, and the second as PARALECTOTYPE.

***Megacyllene murina* (Burmeister, 1879)**
(Fig. 6)

Literature records: PARAGUAY (Burmeister, 1879; Viana, 1972); URUGUAY (Bosq & Ruffinelli, 1951; Zajciw & Ruffinelli, 1962; Viana, 1972); ARGENTINA: Santa Fe, Chaco (Viana, 1972); Santiago del Estero (Bosq, 1949; Viana, 1972).

Diagnosis: Pronotum and elytra covered by greyish-brown pubescence, except two naked bands of brown integument on each elytron.

Examined material: ARGENTINA: Santiago del Estero: Bruch leg., 1 ex. (B); Río Salado (Icaño) Wagner leg., 2 exs. (ODI), 1 ex. (IML), 2 exs. (P); Santa Fe: Piquete 3-I-1930 Bridarolli leg., 1 ex. (ODI); Rosario 3-XII-1911 Bruch leg., 1 ex. (B), Hubrich leg., 1 ex. (B); PARAGUAY: "Paraguay" (handwritten, green), HOLOTYPE (BURM).

***Megacyllene neblinosa*, new species**
(Figs. 5, 9)

Description: Head covered by a yellow-golden pilosity, except frons between antennae, labrum and vertex. Prothorax and coxae completely pubescent of the same color, except for two dark transverse dorsal bands. The first on the base of the apical half, extending slightly towards the sides. The second in the middle of the posterior half, without passing the lateral margins. Scutellum densely pubescent, except for its anterior margin, which is the same length as the first dark band of the elytra. Elytra with six yellow pubescent bands: the anterior one narrow, against the anterior margin; the second arches posteriorly from the scutellum, laterally it joins the third band; third band wide at towards the lateral margin, curves posteriorly towards the elytral suture but before the longitudinal carina turns anteriorly in a narrow line that thickens at the suture; the fourth band at the middle of the elytra has a shape similar to the third band but narrower, it joins a longitudinal spot

adjacent to the suture; fifth band wide at the lateral margin, borders are sinuous and do not reach the suture directly but through a spot located between the suture and the carina, slightly to the back of the elytra; sixth band covers the elytral apex, except for a slightly darker area in the center that starts from on lateral margin and does not reach the suture. All ventral surface yellow, pubescent, except at the midline from the mesosternum to the end of the abdomen; middle and posterior coxae pubescent, yellow, same as the abdominal sterna on their lateral edges towards the posterior margin (except for the first visible sternum which is totally pubescent between the anterior and posterior margins). All three pairs of femora and antennomeres I to IV covered with a sparse but evident yellow pubescence.

Integument dark reddish-brown, except for the tips and internal edges of the mandibles which are almost black, and the antennomeres V to XI that darken progressively towards the end of the antenna. Prothorax globose, without constrictions either in the base or the apex; lateral margins rounded, posterior border straight. Scutellum triangular, apex rounded. Elytra wider between the humeri than the maximum width of the pronotum, narrowing progressively towards the apex; apex with lateral spine; internal apex clear but not projected, and between them an evident notch; longitudinal carina slightly marked.

This species can be distinguished from all South American species by the six yellow bands on the elytra.

Measures (in mm)	Holotype	Paratype (small exs.)
Length of pronotum	3.00	2.04
Width of pronotum	3.96	2.40
Humeral width	4.80	2.88
Length of elytra	10.56	6.96
Total length	15.00	10.20

Material examined: ARGENTINA: Salta: Sierras de Metán 2400 m, 13-X-1977, 1 ex. *HOLOTYPE* (ODI); Tucumán: Cadillal 25-III-1919, 1 ex. *PARATYPUS* (ODI); BOLIVIA: Río Negro 2600 m 24 al 27-III-1960, 1 ex. *PARATYPUS* (ODI); Santa Cruz, Comarapa, Valle Grande 1900 m 29-I-1958 Monrós leg., 2 exs. *PARATYPI* (ODI); BRAZIL: Río de Janeiro, 1 ex. *PARATYPUS* (ODI).

Variations: The prothorax can be weakly excavated at the base (Bolivia, Río Negro); the dark bands

on the pronotum can be narrower and the posterior band can be curved forwards; on the elytra the third and fourth dark bands can fuse in the center of the dorsum, bordering a more or less triangular spot (half on each elytron). Both examples from Bolivia (Valle Grande) and the one from Brazil are much smaller than the others, but they do not differ in the characters given for the species. Zajciw (1967) mentioned the fact that some Cerambycidae were smaller than the normal representatives of their species in southern and central Brazil.

***Megacyllene proxima* (Laporte & Gory, 1836)**
(Figs. 1, 2, 7)

Literature records: ARGENTINA: Córdoba, Tucumán (Bruch, 1912; Viana, 1972); VENEZUELA, PARAGUAY (Viana, 1972); BRAZIL (Laporte & Gory, 1836; Gounelle, 1911; Baucke, 1957; Buck, 1959; Zajciw & Campos Seabra, 1968; Viana, 1972); ARGENTINA: San Luis: San Gerónimo, Balde; Mendoza (Viana, 1972); La Dormida (Viana & Williner, 1974).

Diagnosis: Pronotum with three pubescent bands and five divided in spots (Fig. 1) on the elytra, all of golden yellow color; integument dark brown with reddish legs; long elytra, very acuminate at apex.

Examined material: ARGENTINA: Salta: Sierras de Metán 2400m 13-X-1977 Claps & Dominguez leg., 1 ex. (IML); Dto. Rosario de Lerma, El Alisal I-1993 Martinez leg., 1 ex. (AM); Catamarca: lacks further data, 4-II-1910 Bruch leg., 1 ex. (B); Córdoba: Córdoba hills (Alta Gracia ?) 28-I-1927 Williner leg., 1 ex. (ODI) C. Bruch det.; La Cumbre, Cuchi Corral I-83 Genise leg., 1 ex. (ODI); El Sauce 24-I-1972 Williner leg., 1 ex. (ODI); Misiones: 25 de Mayo XI-1946 Viana leg., 1 ex. (MACN); Iguazú IX-1954 Orfila leg., 1 ex. (MACN); Puerto Bemberg III-1954 Hayward leg., 1 ex. (MACN); San Ignacio, B. & W. Bade leg., 1 ex. (MACN); Uruguai river and Route 12, 1 ex. (MACN); Cataratas del Iguazú 22-XI-1989 Cueto leg., 2 exs. (ODI); Dos de Mayo XI-1973 Martinez leg., 1 ex. (AM); Azara, D'Alessandro leg., 1 ex. (ODI); BRASIL: Paraná, Curitiba III-1941 Halsbach leg., 1 ex. (ODI); BOLIVIA: Chaparé, Yungas I-1949 Bridarolli leg., 1 ex. (ODI).

The shape of the elytra (fig. 1) and the pronotum (fig. 2) differentiates it from *M. multiguttata* (see characters for the species). The records of *M. proxima* from the province of Mendoza (Viana, 1972; Viana &

Williner, 1974) could refer to Burmeister's species, originally described from that province.

***Megacyllene quinquefasciata* Melzer, 1931**

Literature records: BOLIVIA: Avicaya, Oruro (Melzer, 1931); ARGENTINA: Salta: Campo Quijano (Bosq, 1943b).

Diagnosis: Apical half of pronotum covered with yellow pubescence; elytra with five yellow transverse bands; depressed body; parallels margins of the elytra; truncate and spineless elytral apices; absence of elytral carina.

Examined material: CHILE ? : "Talabre Cord. Antofagasta 8/24.11.1969 F. Soza", 1 ex. (ODI).

M. quinquefasciata has a different shape from the other species of the genus (see diagnostic characters). By these characters it is not considered here a true *Megacyllene*. The scarce and poorly preserved specimens examined do not permit concluding their generic status here. *M. quinquefasciata* represents a group of Clytini that inhabits high altitudes in the Andean mountains of north-western Argentina, Bolivia, and possibly Chile.

***Megacyllene rotundicollis* Zajciw, 1963**

Literature records: ARGENTINA: Tucumán: San Pedro de Colalao, type locality (Zajciw, 1963; Monné, 1993: cat.).

Species known only by the single type specimen (Zajciw, 1963).

***Megacyllene rufipes* (Laporte & Gory, 1836)**
(Fig. 8)

Literature records: ARGENTINA: Buenos Aires (Bruch, 1912); URUGUAY (Zajciw & Ruffinelli, 1962; Zajciw & Monné, 1968); BRASIL (Laporte & Gory, 1836; Buck, 1959; Zajciw & Campos Seabra, 1968); Monné, 19 cat.).

Diagnosis: Very similar to *M. acuta* but the legs are reddish. See taxonomic discussion below.

Examined material: ARGENTINA: Misiones: lacks further data, 1 e (B); Corrientes: Santo Tomé X-1928, 1 ex. (P).

Lameere (1884) considers *M. rufipes* in synonymy of *Megacyllene acuta* (Germ.). Bosq & Ruffinelli (1951) referring to *Megacyllene rufipes*, mentioned that "the coloring of the legs would be the main differential character according to the original diagnosis". The scarce material of this species does not allow me to clarify its taxonomic situation, and I treat them as distinct species.

***Megacyllene spinifera* (Newman, 1840)**
(Fig. 8)

Literature records: BOLIVIA (Aurivillius, 1904); ARGENTINA (Buck, 1959): Buenos Aires, Córdoba, Mendoza, Tucumán, Catamarca (Bruch 1912, Bosq 1943a); Misiones (Bruch 1912); - CHILE, ARGENTINA: Chaco, Río Negro, Corrientes, Entre Ríos (Bosq, 1943a); Santiago del Estero (Bosq, 1943a): Colonia Dora, Campo Gallo, Sumampa (Prosen, 1947); La Pampa (Bosq, 1943a; Fortuna, 1938): Santa Rosa, Toay, Anguil, Cereales, Loventuel (Aravena, 1974 ?); URUGUAY (Bosq, 1943a; Zajciw & Ruffinelli, 1962); San Luis: Carolina (Viana & Williner, 1973); Córdoba: El Sauce, Santa Rosa, Los Molinos, Tanti, Los Cocos; La Rioja: Vinchina, Villa Unión, Patquia; San Juan: Valle Fértil, Usno; San Luis: San Gerónimo, Balde, Villa Mercedes (Viana & Williner, 1974).

Diagnosis: General color gray, with three glabrous spots in the pronotum, showing blackish integument; elytra with two grey bands, wide as one third of their length.

Examined material: ARGENTINA: Salta: Cabeza de Buey 18-VIII-91 (L), Di Iorio leg., 86 exs. (ODI); Chaco: San Bernardo Di Iorio leg., I-1984, 2 exs. (ODI), 8-III-1991 (L), 1 ex. (ODI), 28-I-94 (L), 26 exs. (ODI); Charata I-92 Di Iorio leg., 12 exs. (ODI); San Juan: Valle Fértil, Ischigualasto, 25 exs. (MACN); Mendoza: I-1929 Reboredo leg., 1 ex. (ODI); San Luis: Capital XI-1985, 1 ex. (AZ); Parque Industrial 13-IX-1991 Boy leg., 1 ex. (AZ); Potrero de los Funes 11-I-1978 Zirulnik leg., 1 ex. (AZ); Corrientes: Santo Tomé, Pellerano leg., II-1923, 1 ex., XI-1926, 1 ex. (P); Entre Ríos: Ceibas, IV-1992 (L), 118 ex. (Obl); Buenos Aires: Devoto 24-XI-1929 Matus leg., 1 ex. (ODI); Km 26 F.C.G.B. (Campo de Mayo) 20-X-1990 Di Iorio leg., 2 exs. (ODI); Turdera II-1920, 1 ex. (MACN); Mar del Plata, Partido de Balcarce, Farina leg., III-1985, 1 ex., 14-II-86, 1 ex., II-1987, 1 ex. (JF); Santa Fe:

Rosario, 2 exs. (ODI); Piquete 20-I-1939, 1 ex. (ODI);
La Pampa: Santa Rosa I-1987, 1 ex. (ODI).

***Megacyllene unicolor* Fuchs, 1955
(Fig. 6)**

Literature records: BRAZIL: Rio Grande do Sul;
ARGENTINA: Alto Parana (Fuchs, 1955). *Megacyllene laterpilosa* Zajciw, 1963 *syn. nov.* BRAZIL, PARAGUAY, ARGENTINA: Misiones (Zajciw, 1963);
URUGUAY (Zajciw & Ruffinelli, 1962; Zajciw, 1963; Zajciw & Monné, 1968).

Diagnosis: Reddish brown integument; with very small yellow spots as points on the elytra; ventral surface of thorax and abdomen covered by a dense yellowish-green pubescence.

Examined material: ARGENTINA: Corrientes: Route 14, 8 Mi N Virasoro 29-X-87 (L) Cordo, Logarzo & Gandolfo leg., 1 ex. (LCBM), 1 ex. (ODI); Bella Vista 29-X-87 Cordo, Logarzo & Gandolfo leg., 2 exs. (ODI); Entre Rios: 20-X-87, 1 ex. (ODI); Liebig, Zelich leg., 1 ex. (SABCL), 33 exs. (ODI), one labelled "*Megacyllene unicolor* Fuchs U.R. Martins det. 1991".

The pattern of spots on the elytra and the dense yellowish-green ventral pilosity of *M. unicolor* are typical of this species. Both diagnostic characters are repeated in the descriptions by Fuchs (1955) and Zajciw (1963), which leads me to propose the corresponding synonymy.

**Key for the Argentine species of the genus
*Megacyllene***

- | | |
|---|---|
| 1. Pronotum with 3 to 5 yellow transverse pubescent bands 2 | 5. Integument reddish-brown, markings not very clear, masked by a sparse short pubescence that covers all surfaces of elytra and pronotum ... <i>castanea</i> |
| 1'. Pronotum without bands or pubescent in a lesser or greater degree 11 | 5'. Integument of another color (sometimes reddish-brown in legs and antennae) with bands and spots well marked and clear 6 |
| 2. Pronotum with 5 bands in a dorsal view or 4 in dorsal view and 5 in lateral view 3 | 6. Each elytron with 4 yellow bands, last one with a sutural spot <i>insignita</i> |
| 2'. Pronotum with 3 bands 5 | 6'. Each elytron with 5 or more bands 7 |
| 3. Abdomen with 3-4 yellow spots on sides of respective segments 4 | 7. Each elytron with 5 bands 8 |
| 3'. Abdomen with 2 spots on sides of first segments, first yellow and second one white <i>falsa</i> | 7'. Each elytron with 6 bands <i>neblinosa</i> |
| 4. Integument dark brown on legs <i>acuta</i> | 8. Elytral bands complete 9 |
| 4'. Integument reddish on legs <i>rufipes</i> | 8'. Elytral bands divided in spots, except (sometimes) first and last which are complete 10 |
| | 9. Elytral bands thick, coarse; first and second elytral bands join at external margin; very small species, no more than 10 mm total length <i>minuta</i> |
| | 9'. Elytral bands thin, whitish; integument black, except for femora; pronotum lacking evident pubescence (in most examples), margins well rounded <i>bonplandi</i> |
| | 10. Pronotum of trapezoidal shape, slightly excavated at base; pubescent bands of pronotum and spots on elytra yellow-golden <i>proxima</i> |
| | 10'. Pronotum narrowed at base and apex, lateral edges rounded; pubescent wide bands of pronotum and elytral spots are pale yellow to light green <i>multiguttata</i> |
| | 11. Elytra with yellow bands (first and second) and orange spots on last two bands; pronotum with grey pubescence on its sides and posterior edge <i>mellyi</i> |
| | 11'. Elytra and pronotum not as above 12 |
| | 12. Elytra lacking bands or spots; general coloration uniform <i>rotundicollis</i> |
| | 12'. Elytra with bands or spots 13 |
| | 13. Pronotum with 3 glabrous spots on disc; elytra with 2 grey transversal bands, each very wide as 1/3 of length of elytra <i>spinifera</i> |
| | 13'. Prothorax without glabrous spots on disc 14 |
| | 14. Elytra with 4 complete bands, greyish-brown in color <i>murina</i> |
| | 14'. Elytra with bands reduced to 4 (sometimes 2) small spots near suture (sides of thorax and abdomen with a very dense greenish-yellow pubescence) <i>unicolor</i> |

Acknowledgements

I thank Axel Bachmann for the critical reading of the manuscript, and the translations of Fuchs (1955) descriptions, and to Guillermo Cabrera (USDA, ARS) for the translation of the manuscript into English.

Appendix

Additional specimens examined during manuscript revision.

Megacyllene acuta: ARGENTINA: Entre Ríos: Liebig, Zelich leg., 7 exs. (ODI), 56 exs. (Z).

Megacyllene insignita: ARGENTINA: Entre Ríos: Liebig, Zelich leg., 1 ex. (ODI), 1 ex. (Z).

Megacyllene mellyi: ARGENTINA: Entre Ríos: Liebig, Zelich leg., 1 ex. (ODI), 6 exs. (Z).

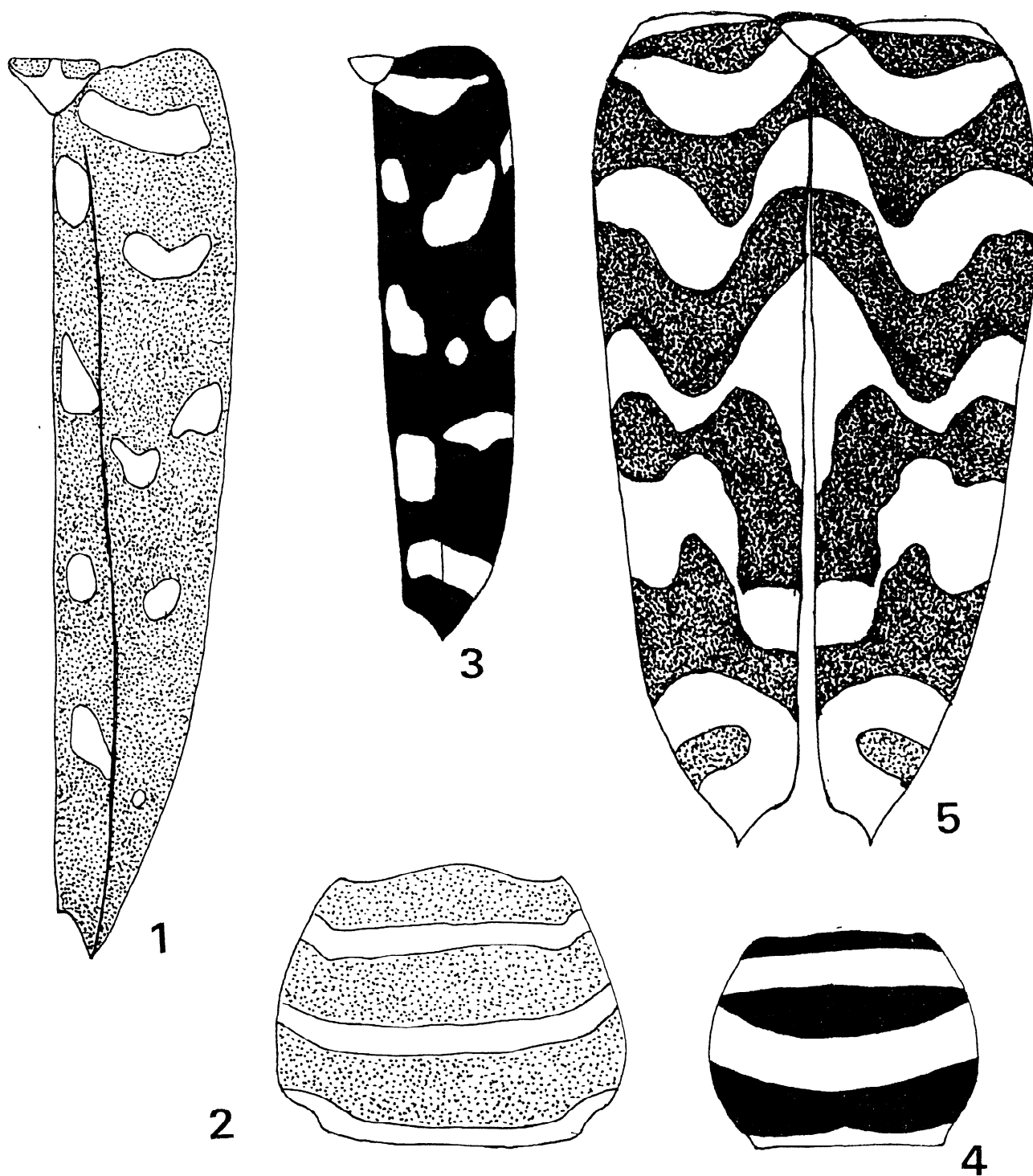
Megacyllene murina: ARGENTINA: Entre Ríos: Liebig, Zelich leg., 1 ex. (ODI), 1 ex. (Z).

Megacyllene spinifera: ARGENTINA: Entre Ríos: Liebig, Zelich leg., 1 ex. (ODI).

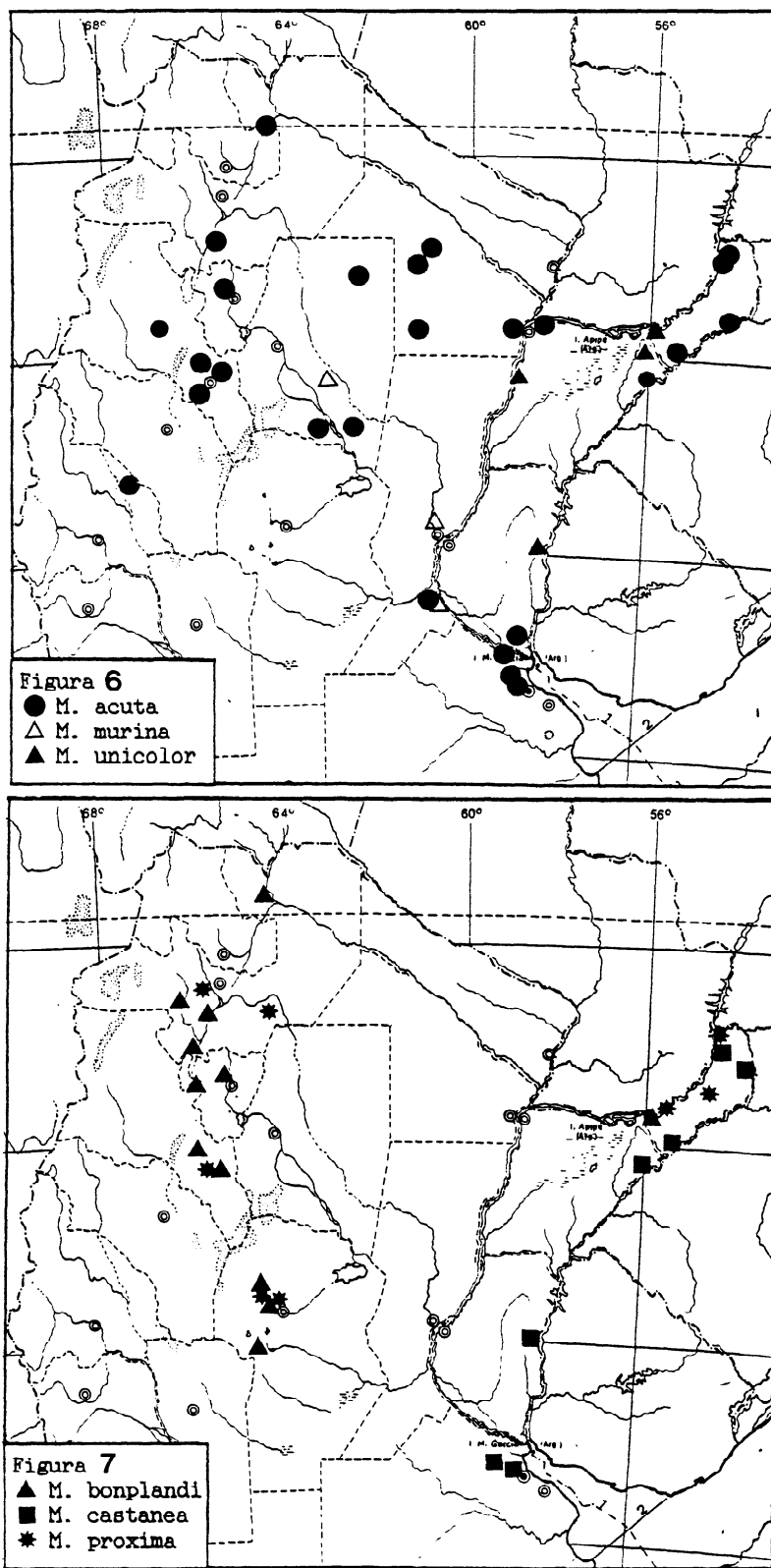
References

- Aravena, R.O. 1974. Insectos de La Pampa (Coleópteros). Provincia de La Pampa, Consejo Provincial de Difusión, Biblioteca Pampeana, 166 p.
- Aurivillius, C. 1904. Cerambyciden aus Bolivien und Argentina gesammelt von Freiherrn Erland Nordenskiöld. Entomol. Tidskr. 1904: 205-208.
- Baucke, O. 1957. Cerambycideos do Rio Grande do Sul. III. Iheringia, Zool. 8: 1-30.
- Berg, C. 1886. Notas sinónimicas de algunos Cerambycidos de la fauna argentina. Anales Soc. Cient. Argentina 22: 234-240.
- Blackwelder, R. E. 1946. Checklist of the Coleoptera insects of Mexico, Central America, the West Indies and South America. III. Bull. U.S. Nat. Mus. Washington 185: 343-550.
- Bosq, J. M. 1943a. Segunda lista de Coleópteros de la República Argentina dañinos a la agricultura. Min. Agric. Nación, Dir. San. Veg., Div. Zool. Agric., 80 p.
- Bosq, J. M. 1943b. Agregado al catálogo de los longicornios de la República Argentina. Rev. Argentina Zoogeogr. 3(3): 103-111.
- Bosq, J. M. 1945. Longicornios del Paraguay capturados por los Padres Bridarolli y Williner S.J. Rev. Argentina Zoogeogr. 5: 45-54.
- Bosq, J. M. 1949. Anotaciones relativa a una lista de fauna local sobre Cerambycidos argentinos. Rev. Soc. Entomol. Argentina 14: 194-203.
- Bosq, J. M., and A. Ruffinelli. 1951. Notas para el catálogo de los Cerambycidos del Uruguay. Mus. Hist. Nat. Montevideo, Com. Zool. 3(62): 1-32.
- Bruch, C. 1912. Catálogo sistemático de los Coleópteros de la República Argentina. Pars VIII. Familia Cerambycidae (Prionini, Cerambycini, Lamiini). Rev. Mus. La Plata 18: 179-226.
- Buck, von Pio P. 1959. Cerambycidae in der sammlung des Instituto Anchietano de Pesquisas, Pôrto Alegre, Brasilien. Pesquisas 3: 577-609.
- Burmeister, H. 1865. Longicornia argentina. Stett. Ent. Zeit. 26: 156-181.
- Burmeister, H. 1879. Nachträge zu dem aufratz: Longicornia argentina. Stett. Ent. Zeit. 40: 196-203.
- Chevrolat, H.A. 1861a. Description de Clytides américains. Annls. Soc. Ent. France 1861: 517-536.
- Chevrolat, M.A. 1861b. Description des Clytides du Bresil. Annls. Soc. Ent. France 1861: 49-67.
- Di Iorio, O. R. 1994. Cerambycidae (Coleoptera) y plantas hospedadoras del noreste de Argentina. Revta. Bras. Ent. 38(1): 15-22.
- Fortuna, J. 1938. Coleópteros de la región noroeste del territorio de La Pampa. Revta. Soc. Ent. Arg. 10(1): 59-62.
- Fuchs, E. 1955. Beitrag zur kenntnis der neotropischen Cerambyciden. Koleopt. Rdsch., Wienn 33: 47-53.
- Germar, X. F. 1821. Neue exotische Käfer beschrieben von C.R.W. Wiedemann u. E.F. Germar. Mag. Entomol. 4: 107-183.
- Gounelle, E. 1911. Liste de Cerambycides de la région de Jatahy, Etat de Goyaz, Brésil. 2e partie. Annls. Soc. ent. France 80: 1-252.
- Lameere, A. 1884. Longicornes recueillis par feu Camille Van Volxen au Brésil et á La Plata. Ann. Soc. Entomol. Belgique 28: 82-99.
- Monné, M. A. 1993. Catalogue of the Cerambycidae (Coleoptera) of the Western Hemisphere. Part IX. Subfamily Cerambycinae: tribes Clytini, Anaglyptini, Tillomorphini and Cleomenini. Soc. Bras. Ent. (eds.), 131 p.
- Newman, E. 1840. Entomological notes. Entomologist 1: 1-16, 2: 17-32.
- Laporte, F. L. de, and H. Gory. 1836. Histoire Naturelle et Iconographie des Insecte Coleopteres. Genre *Clytus*. Coleopteres Longicornes. Librairie d'Histoire Naturelle, P. Dumenil (ed.) Paris 124 p.
- Melzer, J. 1931. Longicorneos americanos, principalmente do Brasil, novos ou pouco conhecidos (Coleoptera, Cerambycidae). Arch. Inst. Biol. 4: 51-82.
- Perroud, B. P. 1855. Description de quelques espèces nouvelles ou peu connus et création de quelques nouveaux genres dans la famille des longicornes. Annls. Soc. Linn. Lyon 2(2): 327-401.
- Prosen, A. F. 1947. Cerambycoidea de Santiago del Estero. Revta. Soc. Entomol. Argentina 13: 315-334.

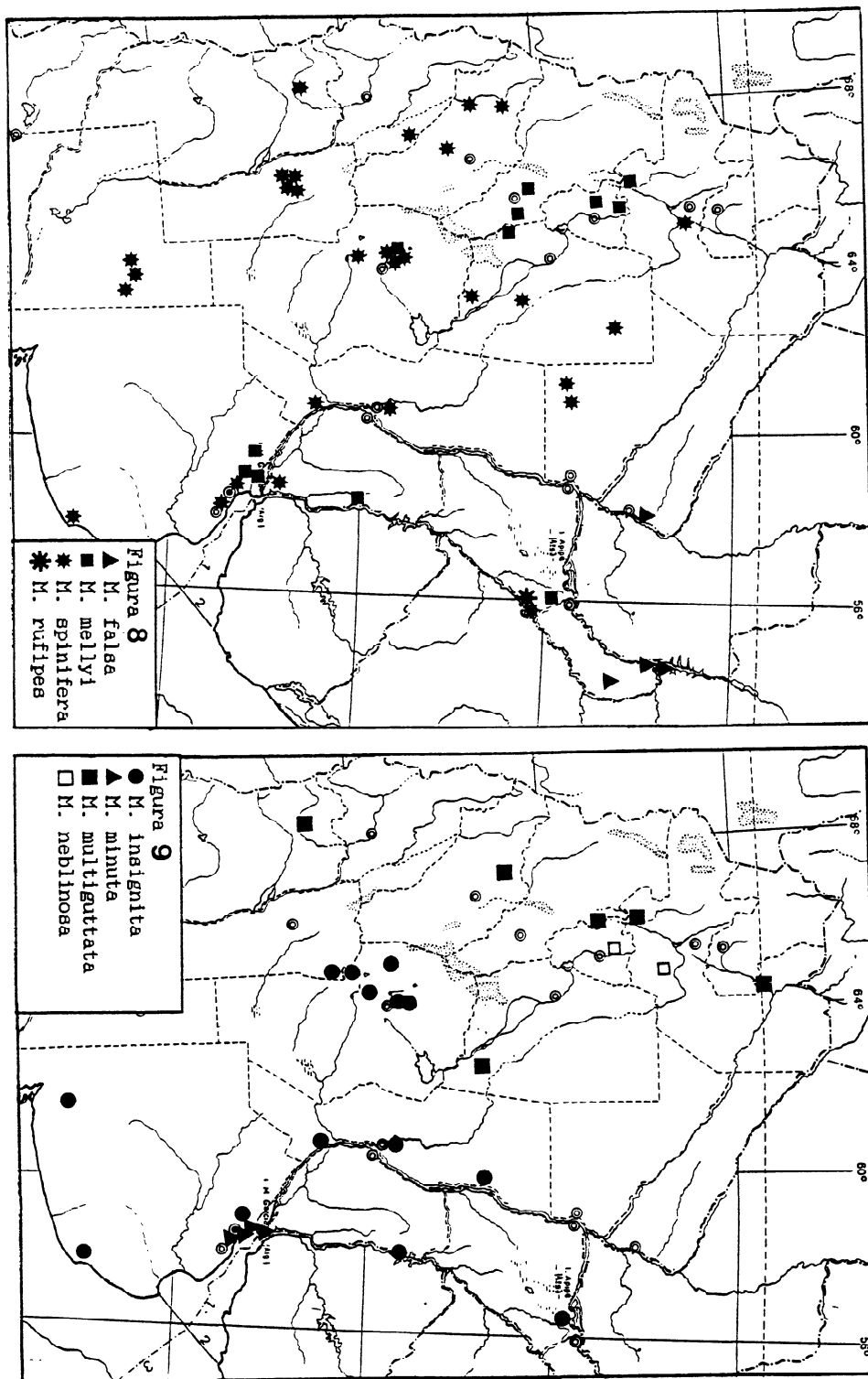
- Viana, M. J. 1972. Aporte al catálogo de Cerambycidae del Paraguay (Insecta, Coleoptera). *Revta. Mus. Arg. Cs. Nat. "Bernardino Rivadavia", Ent.* 3(4): 207-405.
- Viana, M. J., and G. J. Williner. 1973. Evaluación de la fauna entomológica y aracnológica de las provincias centrales y cuyanas (Segunda Comunicación). *Acta Scient., Ser. Ent.* 7: 1-30.
- Viana, M. J. and G. J. Williner. 1974. Evaluación de las faunas entomológica y aracnológica de las provincias cuyanas y centrales de la República Argentina (Tercera Comunicación). *Acta Scient., Ser. Ent.* 9: 1-35.
- Zajciw, D. 1963. Novos longicórneos neotrópicos da tribo Clytini (Coleoptera, Cerambycidae). *Revta. Brasil. Biol.* 23(2): 171-179.
- Zajciw, D. 1967. Contribuição para o estudo da fauna dos longicórneos do estado de Maranhão (Coleoptera, Cerambycidae). *Bol. Soc. Cear. Agon.* 8: 1-12.
- Zajciw, D., and C. A. Campos Seabra. 1968. Longicórneos da Serra da Bocaina, Estado de São Paulo (Coleoptera, Cerambycidae). *Atas Soc. Biol. Rio de Janeiro* 12(2): 69-72.
- Zajciw, D., and M. A. Monné. 1968. Cerambycoides del Uruguay, nuevos o poco conocidos. *Revta. Soc. Uruguay Ent.*, Montevideo 7: 51-61.
- Zajciw, D., and A. Ruffinelli. 1962. Fauna de los Cerambycoides del Uruguay. *Bol. Univ. Rep., Fac. Agron. Montevideo* 60: 1-89.



Figs. 1-2. *Megacyllene proxima*. 1: left elytron and scutellum; 2: Pronotum. **Figs. 3-4.** *Megacyllene multiguttata*. 3: left elytron and scutellum; 4: Pronotum. **Fig. 5.** *Megacyllene neblinosa* new species.: elytral pattern of bands.



Figs. 6-7. Geographical distribution of species in the genus *Megacyllene* in Argentina.



Figs. 8-9. Geographical distribution of species in the genus *Megacyllene* in Argentina.