

University of Nebraska - Lincoln

DigitalCommons@University of Nebraska - Lincoln

---

Nebraska Anthropologist

Anthropology, Department of

---

1983

## HUMAN ADAPTATIONS IN THE ANDES: A LOOK AT NUTRITION AND BRAIN FUNCTION WITH RESPECT TO COCA AND HIGH ALTITUDE PHYSIOLOGICAL ADAPTATIONS

Barrett P. Brenton

*University of Nebraska-Lincoln*

Follow this and additional works at: <https://digitalcommons.unl.edu/nebanthro>



Part of the [Anthropology Commons](#)

---

Brenton, Barrett P., "HUMAN ADAPTATIONS IN THE ANDES: A LOOK AT NUTRITION AND BRAIN FUNCTION WITH RESPECT TO COCA AND HIGH ALTITUDE PHYSIOLOGICAL ADAPTATIONS" (1983). *Nebraska Anthropologist*. 154.

<https://digitalcommons.unl.edu/nebanthro/154>

This Article is brought to you for free and open access by the Anthropology, Department of at DigitalCommons@University of Nebraska - Lincoln. It has been accepted for inclusion in Nebraska Anthropologist by an authorized administrator of DigitalCommons@University of Nebraska - Lincoln.

HUMAN ADAPTATIONS IN THE ANDES:  
A LOOK AT NUTRITION AND BRAIN FUNCTION  
WITH RESPECT TO COCA AND HIGH  
ALTITUDE PHYSIOLOGICAL ADAPTATIONS

by  
Barrett P. Brenton

HUMAN ADAPTATIONS IN THE ANDES: A LOOK AT NUTRITION AND  
BRAIN FUNCTION WITH RESPECT TO COCA AND HIGH ALTITUDE  
PHYSIOLOGICAL ADAPTATIONS

INTRODUCTION

Throughout the span of human evolution the brain has allowed itself to be controlled by nutritional intake. This correlation between nutrition and the brain has led me to believe that the human brain has allowed itself to be manipulated and controlled by an individual's dietary intake in order to successfully adapt to the environment. In looking at the indigenous peoples of the South American Andes, I found surprising parallels between human physiological adaptations to high altitude hypoxia and cold stress and the correlating control of neurotransmitters to the brain by dietary intake.

In a study of this type it becomes necessary to first break the barriers of scientific jargon and give a brief overview of the biochemical aspects involved in the study of nutrition and the brain. Within the context of this paper I have chosen to deal primarily with the neurotransmitter, serotonin, and its precursor tryptophan, due to their possible correlations with high altitude adaption.

BIOCHEMICAL ASPECTS OF TRYPTOPHAN AND SEROTONIN

Tryptophan is an amino acid produced only by the digestion of proteins. It is an "essential" amino acid and is required for no

N AND

DE

growth and development. However, it is the least abundant of the amino acids in most dietary proteins.

s allowe

relation

at the

ntrolled

ly adapt

s of the

en human

old stre

brain by

st break

lew of th

nd the

o deal

precursor

altitude

estion o

d for no

The amino acid tryptophan is converted from acid to amine by two enzymes contained in the serotonin utilizing brain neurons. The first step in this process involves the mono-oxygenation (the addition of one oxygen molecule) of tryptophan to 5-hydroxytryptophan (5HTP) through the catalytic action of the enzyme tryptophan-5-hydroxylase. This is followed by the decarboxylation to serotonin (5-hydroxytryptamine) by the enzyme aromatic-L-amino acid decarboxylase (Hayaishi 1980). Tryptophan hydroxylase catalyses the rate-limiting step in serotonin synthesis. For this reason attention has focused on tryptophan hydroxylation as the probable site for the overall regulation of serotonin formation (Fernstrom 1981).

Serotonin, when released into synapses as a neurotransmitter or into the extracellular space of the brain, has been attributed to having an affect on physiological activities of the brain neurons, including those involved in modulating the brain's sensitivity to environmental inputs; controlling appetite, sexual, and aggressive behaviors; sustaining mood; directing the secretion of some pituitary hormones; control of thermo-regulation in the hypothalamus; affecting blood pressure and hypertension; and generating rhythms in sleep-wakefulness and other cyclic neural phenomena (Wurtman 1980).

#### NUTRITIONAL CONTROL OF BRAIN TRYPTOPHAN AND SEROTONIN

The conversion of tryptophan into serotonin is influenced by the proportion of carbohydrate in the diet. The synthesis of

of serotonin in turn affects the proportion of carbohydrates an individual subsequently chooses to eat, but not the amount of protein. This control of serotonin release by diet composition and of diet composition by serotonin is thought to have evolved because it helps to sustain nutritional balance (Wurtman 1982).

Brain serotonin and brain tryptophan levels are found to depend mainly on two factors: first, they vary directly with plasma or serum tryptophan levels (including both "free" and albumin-bound), (see Figure 1); secondly, they vary inversely with the integrated plasma concentrations of the other large amino acids (LNAA) creating a ratio of tryptophan/LNAA (Wurtman 1980). The LNAA (primarily leucine, isoleucine, valine, tyrosine, and phenylalanine) compete with tryptophan for passage across the blood-brain barrier (BBB) (Fernstrom and Wurtman 1972).

The determining factor involved in the tryptophan/LNAA ratio is the presence of carbohydrates. The ingestion of carbohydrates induces insulin secretion, which facilitates the uptake of the LNAA into muscle (Fernstrom and Wurtman 1972).

The determining factor involved in the tryptophan/LNAA ratio is the presence of carbohydrates. The ingestion of carbohydrates induces insulin secretion, which facilitates the uptake of the LNAA into muscle (Fernstrom and Wurtman 1971). If protein is added to the carbohydrate meal, a source of new tryptophan (and other amino acids) is introduced to the blood compartment (Fernstrom 1981). Since insulin does not reduce blood tryptophan concentrations, ingesting protein with carbohydrates increases blood tryptophan,

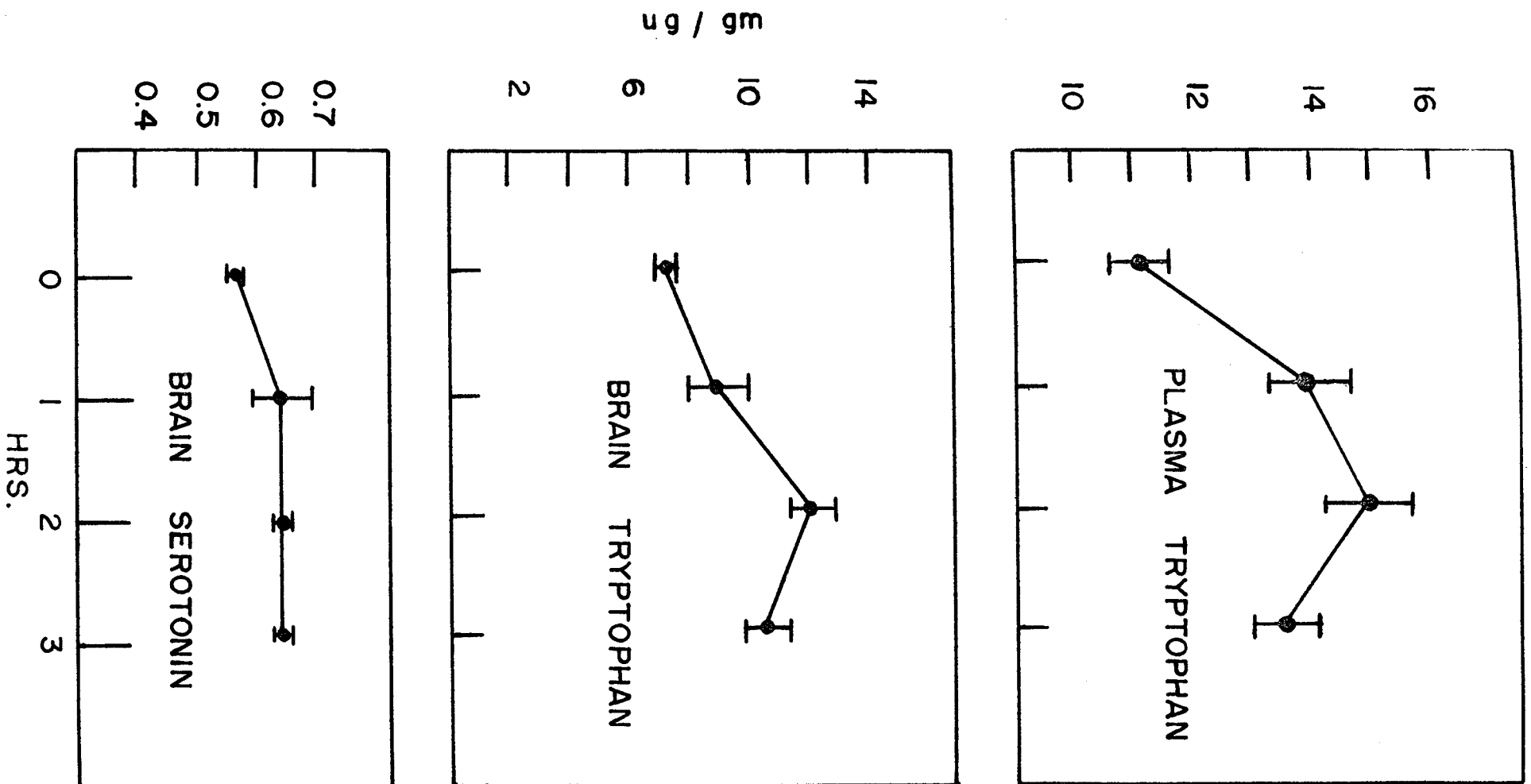


Figure 1. Effect of investing a carbohydrate meal on plasma and brain tryptophan, and brain serotonin levels in rats fasted over night. The values at 2 and 3 hr for each parameter are significantly elevated above control (i.e., fasted) levels. (Adapted from Fernstrom and Wortman 1973)

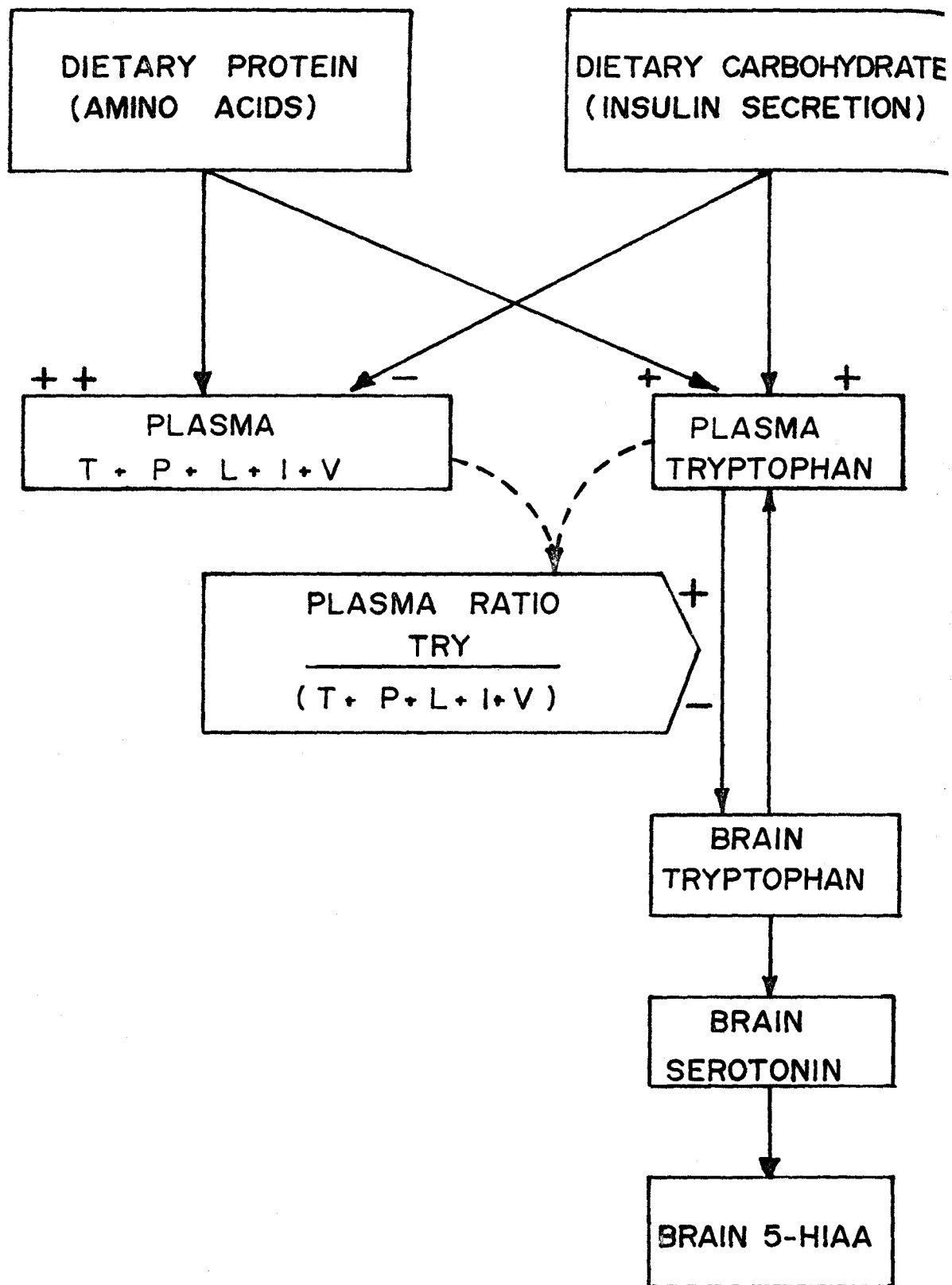


Figure 2. Proposed model to describe diet-induced changes in brain serotonin concentration. The ratio of total tryptophan to the combined levels of tyrosine, phenylalanine, leucine, isoleucine, and valine in plasma is thought to predict tryptophan levels in the brain. (Adapted from Fernstrom and Wurtman 1972).

ingesting protein with carbohydrates increases blood tryptophan, therefore increasing the levels of brain tryptophan and brain serotonin. It can now be said that dietary protein depresses the tryptophan/LNAA ratio, therefore having the most influence on brain tryptophan levels, and thereby slowing serotonin synthesis (Figure 2). On the other hand, the particular meal which most elevates brain tryptophan contains no tryptophan i.e., one lacking protein but rich in carbohydrates (Wurtman 1980).

I would now like to discuss the food and nutritional aspects of the indigenous peoples living in the South American Andes. In doing so I hope to correlate their dietary intake with factors affecting the synthesis of serotonin, in an attempt to understand their diet as an adaptive response to high altitude.

#### FOOD AND NUTRITION IN THE SOUTH AMERICAN ANDES

The Peruvian Andes can be divided into two major zones, the sierra and the puno. The sierra includes that land from near sea level to elevations up to 3200 m. In this area the climate allows the cultivation of a variety of cereals, tubers and legumes, and in the lower valleys, sugar cane, coffee, cacao, and bananas. The contemporary peoples of this zone are largely engaged in agricultural labor as well as cattle and swine husbandry (Picon-Reategui 1976).

The other zone, the puna, can be divided into two subzones:

- 1) the 'jalco' of the northern Peruvian Andes, beginning at 3200



m and consisting of only natural pasture; and 2) the 'true puna' of the central and southern Peruvian Andes, beginning at 3800 m. Due to the harsh environmental conditions and terrain of this area, only tubers and cereal-like goosefoot plants of the Chenop genus can be cultivated. The main economic activities in this zone include mining, and llama, alpaca, and sheep herding with agriculture as a subsidiary activity (Picon-Reategui 1976).

It is important to bear in mind that the distinct life zones are closely interconnected, both ecologically and economically (Table 1). Enrique Mayer (1979) describes this interrelationship with respect to the Mantaro Valley, found in central Peru east of Lima, as such:

The nival region provides water for irrigation in lower parts. The grassland areas of the alpine rain tundra, which support llama and alpaca herds, will provide meat and fiber for the clothing of inhabitants of the lower valley as well as means of transportation and animal manure for their crops. The lower areas in turn provide the higher areas with grain (particularly maize) and temperate fruits and vegetables. Seed from intermediate zones is often exchanged for seed produced in the low zones pasture animals spend periods of time grazing in the high zone and are brought down periodically to graze on the stubble of harvested fields or when they are needed for plowing.

Exchange between zones is favored by the short distances between them, and also by the fact that each zone supports a specific set of crops and livestock. Exchange between the zones links them in one overall agricultural system, and gives the Mantaro Valley a strong regional character (Mayer, 1979:33).

The most complete surveys concerning diet and nutrition in the Andes have been done by Mazess and Baker (1964) and Gursky (1969). The surveys concerned the Quechua-speaking Indians of Peru. Both

rue puna

t 3800 m surveys concluded that the FAOs model with regard to calorie re-  
f this requirements, were in the positive direction. The problems involved  
he Chenop in these surveys included the distribution of surplus food by a  
in this s local priest during Gursky's survey so that the natives would  
ng with qualify for supplemental aid and the season in which they were con-  
76). ducted.

life zone

minally comes difficult to separate out the factors involving 1) the acqui-  
ationshi sition of food from outside sources, leading to variations dependent  
ru east o upon the economic capabilities of the group or individual; 2) the  
degree of introduction of non-indigenous plant foods; 3) the increase  
reliance on a cash-crop income; and 4) the increased sole depen-  
dence on llama, alpaca, and sheep herding as cash-food exchange  
for other needed food products. These factors and others all lead  
to discrepancies involving the acquisition of food resources. Thus  
the surveys presented msut be regarded as a summation of all the  
involved factors.

ain  
l  
tants  
ation  
as  
icu-  
Seed  
ed  
periods  
down

#### DIET COMPOSITION AND TRYPTOPHAN/SEROTONIN PRODUCTION

s-  
ch  
ck.  
all  
a

ion in t  
y (1969)  
u. Both

Both surveys concluded that about 85-90 percent of the total  
caloric intake came from foodstuffs of vegetal origin in the  
Nunoa area. According to Mazess and Baker (1964), tubers provided  
about 74.2 percent of the total caloric intake, making it their  
staple food. Fresh potatoes supplied 23.5 percent of the caloric  
intake while chuno negro comprised 49.5 percent. Chenopods com-  
prised 10 percent of the caloric intake while cereals and animal

Table 1. Characteristics of the Life Zones in the Mantaro Valley (adapted from Mayer, 1979:32).

Ecological Zone (Holdrige)	Altitude m.	Climate (Thorn- twait 1948)	Natural Vege- tation	Ecological Conditions	Agricultural Crops	Land-Use
1. <u>Tropical</u> <u>Nival</u> (Cordillera)		Very fri- gid/humid	Lichens and micro- organisms	Most special- ized and re- stricted very little life	None	-
2. <u>Tropical</u> <u>Alpine</u> <u>Rain</u> <u>Tundra</u> (Puna Alta)	4,500- 4,650	Frigid- humid	Alpine flora	Very spe- cialized high altitude adap- tation and to grazing ac- tivity	None	-
3. <u>Tropical</u> <u>Wet Sub-</u> <u>alpine</u> <u>Paramo</u> (Puna Baja)	4,000- 4,650	Semi- frigid Subhumid	Gramineous grasses	Good grazing but special- ized for high altitude agricultural crops	Papa shiri, mauna, bar- ley in sheltered areas	Most land ex- tensive mar- ginal agri- culture
4. <u>Tropical</u> <u>Montane</u> <u>Moist</u> <u>Forest</u> (Sierra Alta)	3,500- 4,000	Cold- moist	Grasses and shrubs	More general- ized environ- ment	Potatoes, Andean tubers, European grains, habas, field peas, lupinus, quinua, onions	Less land ex- tensive agri- culture

habas, field  
peas, lupinus,  
quinua, onions

Table 1. Characteristics of the Life Zones in the Mantaro Valley (adapted from Mayer, 1979:32); continued

Ecological Zone (Holdrige)	Altitude m.	Climate (Thorn- twaitte 1948)	Natural Vege- tation	Ecological Conditions	Agricultural Crops	Land-Use
5. <u>Tropical</u> <u>Montane</u> <u>Dry Forest</u> (Sierra)	3,000- 3,500	Temperate semiarid	Grasses, shrubs & trees	Most general- ized in study area	Potatoes, Andean tubers, European grains, habas, field peas, quinua, onions PLUS maize, clover, alfalfa, varied horticulture temperate fruit trees, etc.	Most land in- tensive diver- sified agri- culture

foods produced 9.9 and 3.9 percent, respectively. The total cal intake for the area surveyed varied from a mean of 1784 kcal./pe person/per day (Gursky 1969) to 2110 kcal./per person/per day (B and Mazess 1964) for the same village of Nunoa. Factors leading these differences were attributed to the season of the survey, t change in economic position, and methods of analysis (Picon-Reategui 1976).

Only about 21.9 percent of the total protein in their diet of animal origin, 17.0 percent of the protein came from chenopdia 10.9 percent from cereals and 49.7 percent from tubers, making tl largest percent of protein coming from vegetable origin (Baker and Mazess 1964). Protein consumption (Table 2) was about 69g/person i.e., somewhat more than 1.0 g/Kg at body weight for the standard adult of Nunoa (Picon-Reategui 1976).

Metabolic balalnces suggest that the high altitude environme has no effect on protein requirements or on the absorption of pro teins. Dietary proteins also provide an adequate mixture of amir acids to ensure body maintenance. With this in mind, the amount of protein present probably proves to be adequate for the avail- ability of tryptophan for ingestion. It is interesting to note t in one of their prepared foods, mote (boiled corn from which the hulls have been previously removed by either calcium oxide or ash in the water), a combination of beans is often cooked with it. T high content of tryptophan in beans supplements the low content c tryptophan in corn (Picon-Reategui 1978).

The diet of these high altitude populations compared to Euro pean and American populations is high in carbohydrates low in fat. Surveys by Picon-Reategui show that 79 percent of the caloric int

The total  
1784 kcal.  
son/per day  
actors lead  
the survey  
s (Picon-

n their die  
From chenop  
rs, making  
gin (Baker  
ut 69g/per  
the standa

ude environ  
ption of p  
ture of an  
the amount  
the avail  
ng to note  
which th  
oxide or a  
with it.

w content

red to Eur  
low in fa  
aloric in

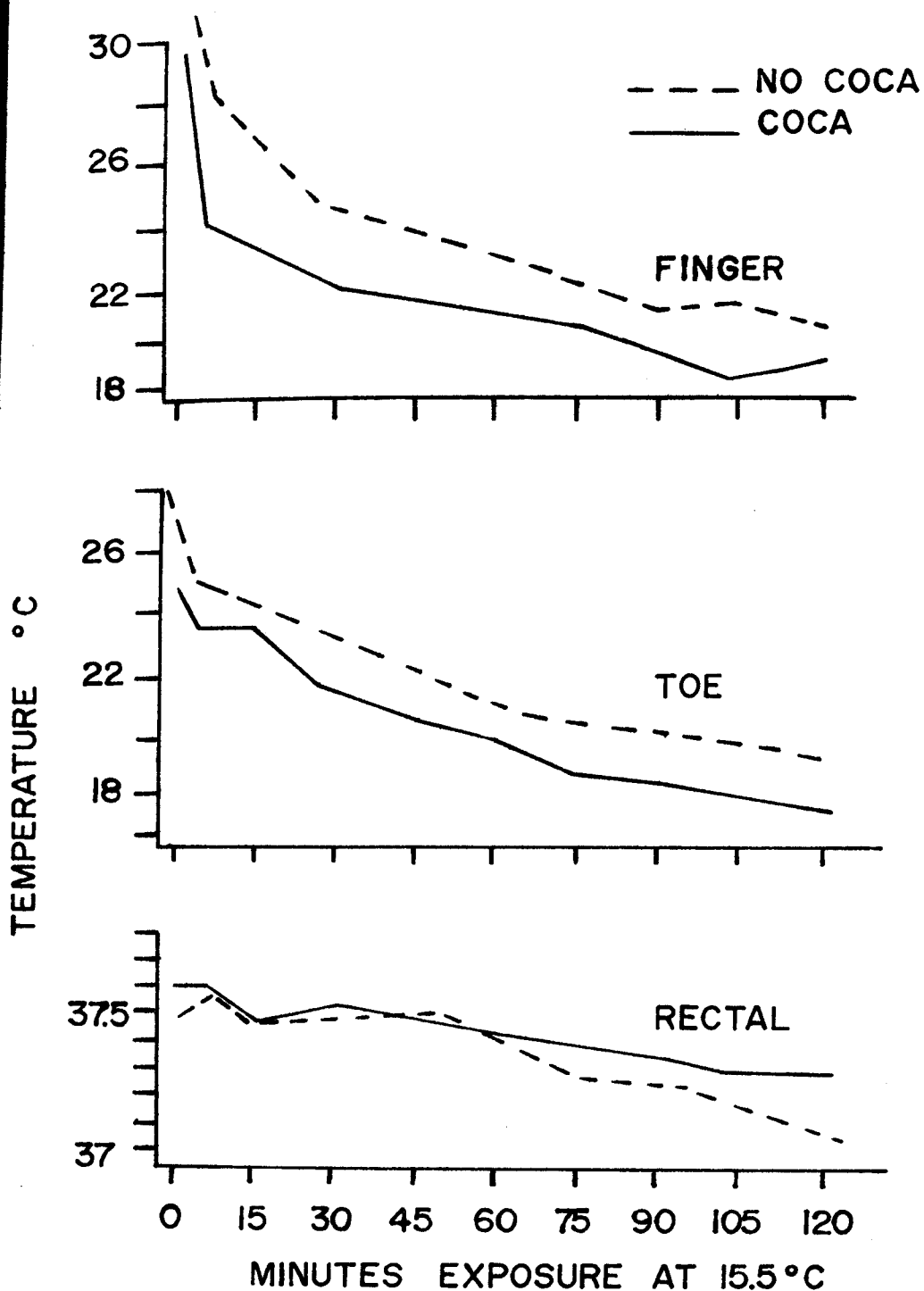


Figure 3. Effects of coca on body temperature  
(Hanna 1976:371)

Table 2.

Foods	Bulk (1,547 gm)	Calories (3,170)	Protein (69 gm.)	Fat (16 gm.)	Carbo- hydrate (696 gm)
<b>Tubers</b>					
Chuno negro	30.4	49.5	27.2	5.8	54.0
Potatoes	47.9	23.5	21.8	16.9	24.0
Other tubers	1.8	1.2	0.7	1.4	1.3
<b>Subtotal</b>	<b>80.1</b>	<b>74.2</b>	<b>49.7</b>	<b>24.1</b>	<b>79.8</b>
<b>Cereals</b>					
Barley	3.1	5.7	5.8	5.9	5.8
Maize	1.6	2.5	2.9	0.4	2.5
Wheat	0.9	1.7	2.2	2.2	1.5
<b>Subtotal</b>	<b>5.9</b>	<b>9.9</b>	<b>10.9</b>	<b>8.5</b>	<b>9.9</b>
<b>Chenopodia</b>					
Quinoa	3.0	5.1	7.9	13.3	4.5
Canihua	2.9	4.9	9.1	12.5	4.2
<b>Subtotal</b>	<b>5.9</b>	<b>10.0</b>	<b>17.0</b>	<b>25.8</b>	<b>8.7</b>
<b>Animal foods</b>					
Meat	6.0	2.8	21.1	17.0	...
Cobo, or fat	0.3	1.1	0.5	22.9	...
<b>Subtotal</b>	<b>6.3</b>	<b>3.9</b>	<b>21.9</b>	<b>39.9</b>	<b>...</b>
<b>Others*</b>	<b>1.8</b>	<b>2.0</b>	<b>0.4</b>	<b>1.7</b>	<b>2.2</b>

Note: Figures in parentheses represent the average amount per person. \* This includes onion, sugar, peppers and mil (adapted from Mazess and Baker, 1964).

Carbo-  
gm.)hydrate  
(696 gm)

54.0

24.0

1.3

79.8

5.8

2.5

1.5

9.9

4.5

4.2

8.7

...

...

2.2

amount per  
s and mill

covered by carbohydrates, 12 percent by proteins, and 9 percent by fat (Picon-Reategui 1978). Mazess and Baker (1964) showed an average intake of 696 gm of carbohydrates, correlating with 69 gm. of protein and 16 gm. of fat, at a caloric intake of 3170 (Table 2). Picon-Reategui (1978) states that it is not known whether this diet pattern is due to socioeconomic conditions or an adaptive selection to life at high altitudes. He goes on to mention that from a theoretical point of view, it can be postulated that a postulated diet that a carbohydrate rich meal maybe most adequate for an hypoxic environment. Because the molecule of carbohydrate is already oxidized, it uses less oxygen in its metabolism than either proteins or fats. It has also been pointed out that the necessity of a high carbohydrate consumption at high altitudes is in order to maintain a high level of carbon dioxide. High carbon dioxide production helps avoid an acid base disequilibrium (Velasquez 1972 in Picon-Reategui 1978).

This may be true but one must also consider the great abundance of carbohydrates in the diet which will lead to increased insulin levels. This increase allows the LNAA to be taken up into the muscle and tryptophan to be readily available in the bloodstream for synthesis into serotonin (5-HT). This process will make serotonin (5-HT) more available to the brain.

With the preceeding in mind, the next section will deal with adaptations to cold stress and processes through which coca chewing and serotonin (5-HT) are involved in the thermoregulation of the Andean peoples.



## THE AFFECTS OF COCA CHEWING AND SEROTONIN IN THERMOREGULATION

The technological adaptations to cold stress in the Andes led to native clothing providing a comfortable thermal environment for most of the body. So important is clothing that it is used during sleep. Native houses of adobe or stone seem to be of minor importance when considering the relative ambient temperature differences, although they do provide an escape from wind chill factors, the elements, and long wave radiation heat loss at night (Hanna 1976).

The physiological adaptations to cold stress have been attributed to many mechanisms including slightly elevated basal and resting metabolism, a warmer core temperature, and higher levels of blood flow to the extremities, which results in warm limb surfaces and reduced heat loss (Little 1976). Coca use during cold stress is said to produce a mild vasoconstriction, which is observed as lower finger and toe temperatures. The result is a reduced heat loss from these areas, and the heat conserved enables the coca user to maintain a higher core temperature (Hanna 1976). It is important to note that one of the main functions of serotonin is its capacity to be a potent vasoconstrictor (see Figure 3).

In the southern Peruvian Andes there are two periods of maximum cold exposure. The most severe period in terms of ambient temperature, radiation cooling, and aridity occurs from May through August. This is the dry season and very little agricultural activity occurs at this time (Little and Hanna 1978). The second period of cold in the Andes occurs during the rainy season, which begins in September and lasts until April. Heavy winds with accompanying precipitation soak clothing and chill the body during activities out of doors.

LATION

e Andes rainy mornings or afternoons. The planting season (September-October) leads to long hours in the fields under cold, wet conditions (Little and Hanna 1978). There is strong evidence to demonstrate that coca chewing increases during these extreme periods of cold stress. However, I feel that there is another relation to thermoregulation involving the ingestion of calcium.

One of the most reliable sources of calcium in the Andes is obtained through the chewing of coca. Not from the actual coca leaves but from the additive llipta. To form llipta, the ashes of the stalks of two local grains, quinua and canihua, are mixed with water to form a paste which is dried in the sun into small black cakes. A pinch from the cake is taken with every chew of coca (Baker and Mazess 1963). Along with the increase of coca chewing (therefore increasing the intake of calcium) during periods of cold or rainy weather increased calcium intake from animal products such as milk and cheese are used most heavily during the rainy season from December to April (Fuchs 1978).

The important physiological factor concerning calcium is that the change in the release of serotonin occurs as a result of excess calcium ions above that present in a normal physiological medium when involved in the process of thermoregulation in the anterior hypothalamus (Myer 1973). The anterior hypothalamus is the seat of thermoregulation. The theory of the serotonergic activations of hyperthermia includes the process through which serotonin is released presynaptically within the anterior hypothalamus which

stimulates heat production (Myers 1973).

This series of physiological events has led me to believe that serotonin plays an important and specific role in the maintenance of inner core temperatures regarding the Andean peoples. With the dietary control of calcium at times of stress, they have adaptively overcome one of the major limiting factors involved in high altitude living. Whether the effects of coca influences the process to any degree is hard to say. It may be that both the coca and serotonin are interrelated in their function to produce the most adaptive physiological response, vasoconstriction.

It is now possible to see the importance of coca and serotonin in one aspect of high altitude physiology. In the forthcoming section I would like to expand the uses of these two physiologic factors, and relate them to the high altitude adaptations involved in hypoxia.

#### POSSIBLE EFFECTS OF COCA ALKALOIDS AND SEROTONIN IN HYPOXIA

Man's natural physiologic adaptation to hypoxia (oxygen want or deficiency) is the above normal increase in the number of red blood cells (or erythrocytes). This condition is called polycythemia. This function is due to the inverse correlation between the concentration of hemoglobin in the peripheral blood and the percentage of  $O_2$  saturation occasioned by residence at high altitude. This indicates the existence of a precise mechanism for controlling hematopoiesis in terms of  $O_2$  supply (Harris and Kellermeyer 1970). This mechanism is controlled by the negative feedback system acting

to believe through a humoral factor, erythropoietin (see Figure 5). Erythropoietin, a glycoprotein which is formed primarily in the kidneys and the liver, stimulates increased red blood cell production in the bone marrow (Garruto 1976).

While altitude polycythemia is purported to be adaptive, a number of functional disadvantages could offset the beneficial gains derived from such a response. One example is that an increase in erythrocyte concentration increases blood viscosity, thereby increasing blood flow resistance and work load on the heart. The polycythemic responses associated with these pathological conditions clearly do not indicate a physiological advantage under conditions of hypoxic stress (Garruto 1976).

Andrew Fuchs (1978) proposed that in the physical mechanisms associated with coca chewing, the antimuscarinic ingredients in the leaf act upon critical areas of the posterior hypothalamus to depress erythropoiesis. By so doing, they are antagonists to the hypoxia which stimulates excessive red blood cell production. Thus, coca provides specific pharmacological relief for chronic hypoxia.

The relationship of polycythemic functions to tryptophan is still unknown. However, it is known that the variation of tryptophan concentrations in erythrocytes seem parallel plasma 'free' tryptophan. Tryptophan being bound to the circulating albumin and having a lower affinity for the erythrocytes than for the albumin, may be decreased by the lower levels of albumin found in coca chewers. It is also important to note that competition effects in

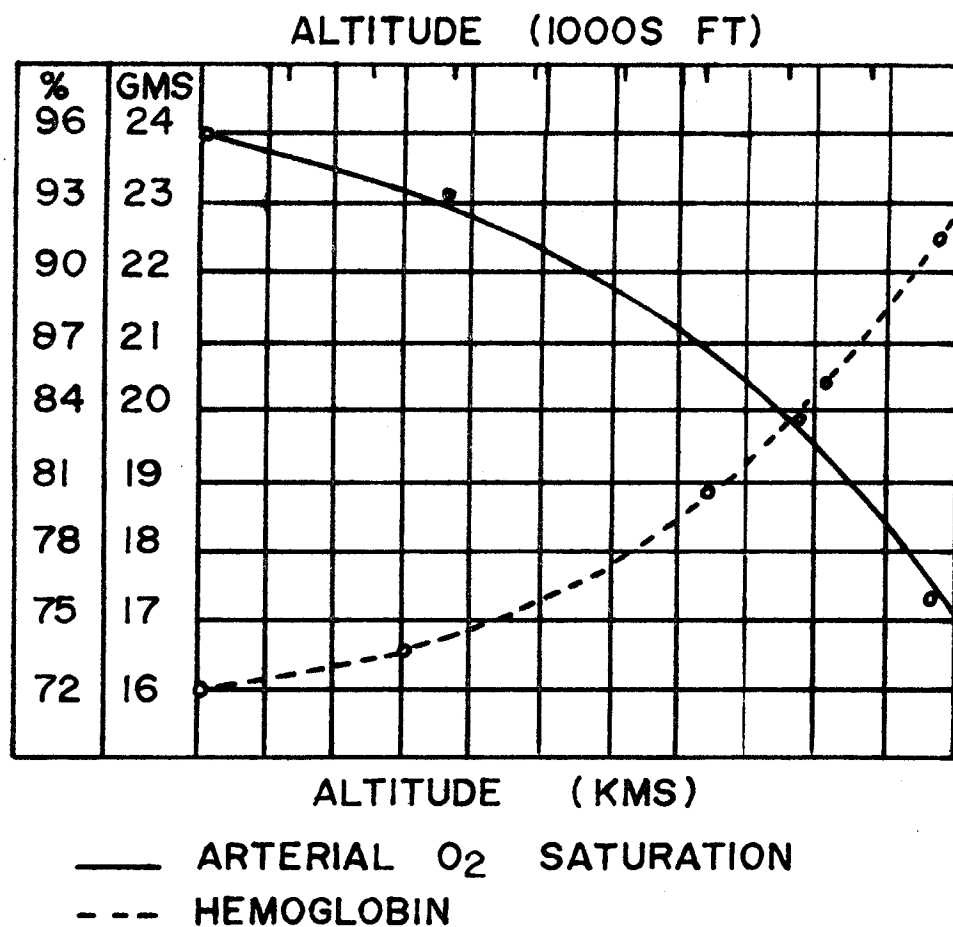


Figure 4. Correlation between concentration of hemoglobin in peripheral blood and percentage of oxygen saturation of atmosphere at various altitudes. (adapted from Harris and Kellermeyer 1970:371).

the tryptophan/LNAA ratio at the BBB are not expected to significantly affect tryptophan uptake by red blood cells, even though the capacity of LNAA transport into mammalian erythrocytes is ten fold higher than usual plasma amino acid concentrations (Wurtman and Pardridge 1979).

The limiting factor here is not necessarily the correlation between erythrocytes and tryptophan but in the process of tryptophan hydroxylation, mentioned earlier in the paper. Cerebral tryptophan hydroxylase appears to have poor affinity for oxygen and to be affected by slight hypoxia.

Another factor involving coca is that it may block the uptake of serotonin into the brain (Katz 1978). Yet, it has also been observed in the Andes that the chewing of coca leaves is more often than not accompanied by the ingestion of high carbohydrate food substances, which may possibly lead to increases in serotonin production.

The dilemma seems to stem from the interrelationship of serotonin and coca. In many cases coca seems to have an adverse effect on the synthesis of serotonin. It may be possible to surmise that coca may have a regulatory effect on tryptophan and the synthesis of serotonin, thus enabling it to control the overproduction of serotonin which might lead to adverse effects.

Other characteristics of serotonergic neurons that might be related to high altitude stress including hypoxia and polycythemia might include their capacity to lower blood pressure through the modulating sympathetic outflow. Included in this is their capacity

to relieve pertension (Table 3). While coca is thought to have some effect in reducing pain or at least in the perception of it, tryptophan availability has been correlated with producing mild analgesic effects, raising the pain and escape thresholds of animals (Fernstrom 1981).

Table 3. Effect of L-Tryptophan Injection on Blood Pressure in Hypertensive Rats

Dose (mg/kg)	blood pressure (mm Hg)
0	6 $\pm$ 3
25	11 $\pm$ 3
50	23 $\pm$ 5
100	28 $\pm$ 5

(adapted from Fernstrom 1981)

to have

tion of **CONCLUSION**

ing mild

ds of

relationships concerning the intake of carbohydrates with possible relating increases in the synthesis of serotonin. Increased sero-

tonin production due to their high intake of carbohydrates proved

ssure in to be a possible adaptive response to physiological thermoregulation

controls. Coca and its calcium additive llipta also proved to be

pressure an important physiological response to periods of cold stress.

When trying to find correlations to physiological adaptations in-

volving the effects of hyoxia and polycythemia, coca proved to be

a viable physiological response in the regulation of polycethemia

due to the ensuing hypoxic stress. Serotonin, on the other hand,

seemed to have a more predominant effect on the regulation of pain,

blood pressure, and hypertension.

It is in my opinion that coca and the action of serotonergic neurons feasibly played an adaptive role in the Andean high altitude environment. The availability of tryptopan for synthesis into serotonin has also produced a unique correlation between the utilization of food resources and the resulting control of dietary intake.

It is important to note that a great deal of ideas expressed in this paper are under a great deal of controversy and are being subjected to close scrutiny. This is frequently the case in many scientific investigations. It is my intention here to suggest how



human physiological functions need to be closely analyzed in the context of evolutionary theory and adaptation. When one can attain this through scientific processes, it is then possible to find additional relationships involved in correlation with man's cultural adaptations as well as leading into the overall holistic goal in the anthropological context. In the contemporary world of anthropology it is essential that empirical scientific data and cultural data go hand in hand to form any conclusions in the context of man.

## REFERENCES

Baker, P.T., and Mazess, R.B.

- 1963 Calcium: unusual sources in the highland Peruvian diet. Science 142:1466-1467.

Fernstrom, J.D. and Wurtman, R.J.

- 1971 Brain serotonin content: increase following ingestion of a carbohydrate diet. Science 174:1023-1025.
- 1973 Control of brain 5-HT content by dietary carbohydrates. In Serotonin and Behavior. Jack Barachas and Earl Usdin (eds.), Academic Press: New York and London.

Fernstrom, J.D.

- 1981 Physiological control of brain serotonin synthesis: relevance to physiology and behavior. In Serotonin Neurotransmission and Behavior, Barry L. Jacobs and Alan Gelperin (eds.). Cambridge, Mass: MIT Press.

Fuchs, Andres

- 1978 Coca chewing and high altitude stress: possible effects of coca alkaloids on erythropoiesis. Current Anthropology 19(2).

Garruto, R.M.

- 1976 Hematology. In Man in the Andes: a multidisciplinary study of high-altitude Quechua, Paul T. Baker and Michael A. Little (eds.). Stroudsburg, PA: Dowden, Hutchinson, and Ross Inc.

Gursky, M.

- 1969 A dietary survey of three Peruvian highland communities. M.A. Thesis, Penn. State University, University Park, PA.

Hanna, J.M.

- 1976 Natural exposure to cold. In Man in the Andes, P.T. Baker and M.A. Little (eds.). Stroudsburg, PA: Dowden, Hutchinson and Ross Inc.

Harris, J.W., and Kellermeyer, R.S.

- 1970 The Red Blood Cell. Cambridge: Harvard University Press.

Hayaishi, Osamu

- 1980 Newer aspects of tryptophan metabolism. In Biochemical and Medical aspects of Tryptophan Metabolism, Osamu Hayaishi et al. (eds.). Amsterdam: Elsevier/North Holland Biochemical Press.

Katz, S.H.

- 1978 Reply to Fuchs, 1978 article on coca chewing.

Little, M.A.

- 1976 Physiological Responses to cold. In Man in the Andes, P.T. Baker, and M.A. Little (eds.). Stroudsburg, PA: Dowden, Hutchinson and Ross Inc.

Little, M.A. and Hanna, J.M.

- 1978 The responses of high-altitude populations to cold and other stresses. In The biology of high altitude peoples, P.T. Baker (ed.). Cambridge: Cambridge University Press.

Maybe, Enrique

- 1979 Land use in the Andes: Ecology and Agriculture in the Mantaro Valley of Peru with special reference to potatoes. Lima, Peru: Department of Communications and the International potato Center.

Mazess, R.B., Baker, P.T.

- 1964 Diet of Quechua Indians living at high altitude: Nutrition in Peru. American Journal of Clinical Nutrition 15:341-347.

Myer, R.D.

- 1973 The role of hypothalamic serotonin in thermoregulation. In Serotonin and Behavior, J. Barchas and E. Usdin (eds.). New York: Academic Press.

Picon-Reategui, E.

- 1976 Nutrition. In Man in the Andes, P.T. Baker and M.A. Little (eds.). Stroudsburg, PA: Dowden, Hutchinson, and Ross Inc.
- 1978 The food and nutrition of high altitude populations. In The biology of high-altitude peoples, P.T. Baker (ed.). Cambridge: Cambridge University Press.

in Bioche  
sm, Osamu  
er/

turtman, Richard J.

- 1980 Nutritional control of brain tryptophan and serotonin.  
In Biochemical and Medical aspects of tryptophan meta-  
bolism, Osamu Hayaishi et al. (eds.). Amsterdam:  
Elsevier/North Holland Biochemical Press.

g.

turtman, R.J., and Patridge, W.M.

- 1981 Summary: Circulating tryptophan, brain tryptophan and  
psychiatric disease. In Journal of Neural Transmission  
supplement 15, Transport Mechanisms of Tryptophan, P.  
Baumann (ed.). New York: Springer-Verlag.

the And  
sburg, P

turtman, Richard J.

- 1982 Nutrients that modify brain function. Scientific  
American, April, 1982:50-59.

to cold  
itude pec  
iversity

ture in  
ce to  
ications

tude: Nu  
on 15:341

regulati  
Usdin (

and M.A.  
tchinson

lations.  
aker (ed