

University of Nebraska - Lincoln

DigitalCommons@University of Nebraska - Lincoln

Kenneth Bloom Publications

Research Papers in Physics and Astronomy

5-1-1998

Search for color-suppressed B hadronic decay processes at the $Y(4S)$ resonance

B. Nemati
University of Oklahoma

Kenneth A. Bloom
University of Nebraska-Lincoln, kenbloom@unl.edu

CLEO Collaboration

Follow this and additional works at: <https://digitalcommons.unl.edu/physicsbloom>



Part of the [Physics Commons](#)

Nemati, B.; Bloom, Kenneth A.; and Collaboration, CLEO, "Search for color-suppressed B hadronic decay processes at the $Y(4S)$ resonance" (1998). *Kenneth Bloom Publications*. 169.
<https://digitalcommons.unl.edu/physicsbloom/169>

This Article is brought to you for free and open access by the Research Papers in Physics and Astronomy at DigitalCommons@University of Nebraska - Lincoln. It has been accepted for inclusion in Kenneth Bloom Publications by an authorized administrator of DigitalCommons@University of Nebraska - Lincoln.

Search for color-suppressed B hadronic decay processes at the $\Upsilon(4S)$ resonance

B. Nemati, S. J. Richichi, W. R. Ross, and P. Skubic
University of Oklahoma, Norman, Oklahoma 73019

M. Bishai, J. Fast, J. W. Hinson, N. Menon, D. H. Miller, E. I. Shibata, I. P. J. Shipsey, and M. Yurko
Purdue University, West Lafayette, Indiana 47907

S. Glenn, S. D. Johnson, Y. Kwon,* S. Roberts, and E. H. Thorndike
University of Rochester, Rochester, New York 14627

C. P. Jessop, K. Lingel, H. Marsiske, M. L. Perl, V. Savinov, D. Ugolini, R. Wang, and X. Zhou
Stanford Linear Accelerator Center, Stanford University, Stanford, California 94309

T. E. Coan, V. Fadeyev, I. Korolkov, Y. Maravin, I. Narsky, V. Shelkov, J. Staeck, R. Stroynowski, I. Volobouev, and J. Ye
Southern Methodist University, Dallas, Texas 75275

M. Artuso, A. Efimov, M. Goldberg, D. He, S. Kopp, G. C. Moneti, R. Mountain, S. Schuh, T. Skwarnicki, S. Stone, G. Viehhauser, and X. Xing
Syracuse University, Syracuse, New York 13244

J. Bartelt, S. E. Csorna, V. Jain,† K. W. McLean, and S. Marka
Vanderbilt University, Nashville, Tennessee 37235

R. Godang, K. Kinoshita, I. C. Lai, P. Pomianowski, and S. Schrenk
Virginia Polytechnic Institute and State University, Blacksburg, Virginia 24061

G. Bonvicini, D. Cinabro, R. Greene, L. P. Perera, and G. J. Zhou
Wayne State University, Detroit, Michigan 48202

B. Barish, M. Chadha, S. Chan, G. Eigen, J. S. Miller, C. O'Grady, M. Schmidtler, J. Urheim, A. J. Weinstein, and F. Würthwein
California Institute of Technology, Pasadena, California 91125

D. W. Bliss, G. Masek, H. P. Paar, S. Prell, and V. Sharma
University of California, San Diego, La Jolla, California 92093

D. M. Asner, J. Gronberg, T. S. Hill, D. J. Lange, S. Menary, R. J. Morrison, H. N. Nelson, T. K. Nelson, C. Qiao, J. D. Richman, D. Roberts, A. Ryd, and M. S. Witherell
University of California, Santa Barbara, California 93106

R. Balest, B. H. Behrens, W. T. Ford, H. Park, J. Roy, and J. G. Smith
University of Colorado, Boulder, Colorado 80309-0390

J. P. Alexander, C. Bebek, B. E. Berger, K. Berkelman, K. Bloom, D. G. Cassel, H. A. Cho, D. S. Crowcroft, M. Dickson, P. S. Drell, K. M. Ecklund, R. Ehrlich, A. D. Foland, P. Gaidarev, L. Gibbons, B. Gittelman, S. W. Gray, D. L. Hartill, B. K. Heltsley, P. I. Hopman, J. Kandaswamy, P. C. Kim, D. L. Kreinick, T. Lee, Y. Liu, N. B. Mistry, C. R. Ng, E. Nordberg, M. Ogg,‡ J. R. Patterson, D. Peterson, D. Riley, A. Soffer, B. Valant-Spaight, and C. Ward
Cornell University, Ithaca, New York 14853

M. Athanas, P. Avery, C. D. Jones, M. Lohner, C. Prescott, J. Yelton, and J. Zheng
University of Florida, Gainesville, Florida 32611

G. Brandenburg, R. A. Briere, A. Ershov, Y. S. Gao, D. Y.-J. Kim, R. Wilson, and H. Yamamoto
Harvard University, Cambridge, Massachusetts 02138

T. E. Browder, Y. Li, and J. L. Rodriguez
University of Hawaii at Manoa, Honolulu, Hawaii 96822

T. Bergfeld, B. I. Eisenstein, J. Ernst, G. E. Gladding, G. D. Gollin, R. M. Hans, E. Johnson, I. Karliner, M. A. Marsh, M. Palmer, M. Selen, and J. J. Thaler
University of Illinois, Champaign-Urbana, Illinois 61801

K. W. Edwards
*Carleton University, Ottawa, Ontario, Canada K1S 5B6
 and the Institute of Particle Physics, Canada*

A. Bellerive, R. Janicek, D. B. MacFarlane, and P. M. Patel
McGill University, Montréal, Québec, Canada H3A 2T8 and the Institute of Particle Physics, Canada

A. J. Sadoff
Ithaca College, Ithaca, New York 14850

R. Ammar, P. Baringer, A. Bean, D. Besson, D. Coppage, C. Darling, R. Davis, N. Hancock, S. Kotov, I. Kravchenko, and N. Kwak
University of Kansas, Lawrence, Kansas 66045

S. Anderson, Y. Kubota, S. J. Lee, J. J. O'Neill, S. Patton, R. Poling, T. Riehle, and A. Smith
University of Minnesota, Minneapolis, Minnesota 55455

M. S. Alam, S. B. Athar, Z. Ling, A. H. Mahmood, H. Severini, S. Timm, and F. Wappler
State University of New York at Albany, Albany, New York 12222

A. Anastassov, J. E. Duboscq, D. Fujino,[§] K. K. Gan, T. Hart, K. Honscheid, H. Kagan, R. Kass, J. Lee, M. B. Spencer, M. Sung, A. Undrus,^{||} R. Wanke, A. Wolf, and M. M. Zoeller
Ohio State University, Columbus, Ohio 43210

(CLEO Collaboration)

(Received 28 August 1997; published 30 March 1998)

Using 3.1 fb^{-1} of data accumulated at the $\Upsilon(4S)$ by the CLEO-II detector, corresponding to $3.3 \times 10^6 B\bar{B}$ pairs, we have searched for the color-suppressed B hadronic decay processes $\bar{B}^0 \rightarrow D^0(D^{*0})X^0$, where X^0 is a light neutral meson π^0 , ρ^0 , η , η' or ω . The D^{*0} mesons are reconstructed in $D^{*0} \rightarrow D^0\pi^0$ and the D^0 mesons in $D^0 \rightarrow K^-\pi^+$, $K^-\pi^+\pi^0$ and $K^-\pi^+\pi^+\pi^-$ decay modes. No obvious signal is observed. We set 90% C.L. upper limits on these modes, varying from 1.2×10^{-4} for $\bar{B}^0 \rightarrow D^0\pi^0$ to 1.9×10^{-3} for $\bar{B}^0 \rightarrow D^{*0}\eta'$.
 [S0556-2821(98)05209-6]

PACS number(s): 13.25.Hw, 13.30.Eg, 14.40.Nd

I. INTRODUCTION

The B hadronic decays $\bar{B}^0 \rightarrow D^0(D^{*0})X^0$, where X^0 is a light neutral meson π^0 , ρ^0 , η , η' or ω , have not yet been observed. These decays proceed via the internal spectator diagram shown in Fig. 1.

The internal spectator decays are expected to be suppressed relative to the decays that proceed via external spectator diagrams, since the color of the quarks from the virtual W must match the color of the c quark and the accompanying spectator antiquark. Therefore these decays are referred to as color-suppressed decays, while decays via external spectator diagrams are referred to as color-favored decays.

Measurements of these color-suppressed decays allow tests of the factorization [1] hypothesis and provide useful information on the scale of strong final-state interactions in the B meson system.

Previous CLEO papers [2] reported upper limits on these color-suppressed B hadronic decays. Here we present new results using the full CLEO-II data set and an improved analysis method.

II. DATA SAMPLE AND EVENT SELECTION

The data used in this analysis were produced in e^+e^- annihilations at the Cornell Electron Storage Ring (CESR) and collected with the CLEO-II detector [3]. The integrated luminosity is 3.1 fb^{-1} at the $\Upsilon(4S)$ resonance, which corresponds to $(3.32 \pm 0.07) \times 10^6 B\bar{B}$ pairs, and 1.6 fb^{-1} at energies just below $B\bar{B}$ threshold (henceforth referred to as the continuum).

Hadronic events are selected by requiring at least three charged tracks, a total detected energy of at least $0.15E_{\text{c.m.}}$, and a primary vertex within 5.0 cm along the beam (z) axis

^{*}Permanent address: Yonsei University, Seoul 120-749, Korea.

[†]Permanent address: Brookhaven National Laboratory, Upton, NY 11973.

[‡]Permanent address: University of Texas, Austin TX 78712

[§]Permanent address: Lawrence Livermore National Laboratory, Livermore, CA 94551.

^{||}Permanent address: BINP, RU-630090 Novosibirsk, Russia.

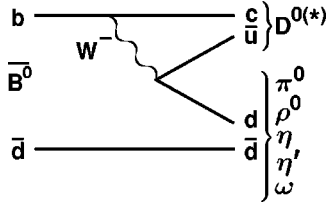


FIG. 1. Internal spectator diagram of B hadronic decays $\bar{B}^0 \rightarrow D^0(D^{*0})X^0$.

of the interaction point. To suppress the continuum background, we require that the ratio of second to zeroth Fox-Wolfram moments R_2 [4] determined using charged tracks and unmatched neutral showers be less than 0.3 (0.5 for clean decay modes involving η or η'). To further reduce the continuum background, we then require that the cosine of the angle between the sphericity axis of the B meson candidate and the sphericity axis of the remainder of the event satisfy $|\cos(\theta_{\text{sphericity}})| < 0.8$ (0.9 for decay modes involving η or η'). For a jet-like continuum event, the two axes are almost parallel, while they are almost uncorrelated for a $B\bar{B}$ event,

III. B RECONSTRUCTION

A. Selection of D^0 and D^{*0} candidates

The D^0 candidates are reconstructed in the decay modes $D^0 \rightarrow K^- \pi^+$, $K^- \pi^+ \pi^0$ and $K^- \pi^+ \pi^+ \pi^-$ (charge-conjugate modes are implied). The π^0 candidates are formed by combining two showers whose invariant mass is within 2.5σ of the π^0 mass (where henceforth σ denotes rms resolution). Charged tracks are required to be consistent with coming from the interaction region in both the r - ϕ and r - z planes. The measured specific ionization (dE/dx) of charged kaon and pion candidates is required to be consistent to within 2σ for kaon candidates and 3σ for pion candidates. Charged tracks are required to have a momentum greater than 250 MeV for $D^0 \rightarrow K^- \pi^+$ and $D^0 \rightarrow K^- \pi^+ \pi^0$ candidates and 200 MeV for $D^0 \rightarrow K^- \pi^+ \pi^+ \pi^-$ candidates. For the $D^0 \rightarrow K^- \pi^+ \pi^0$ decay mode, we select regions of the Dalitz plot with large amplitude to further suppress the combinatoric backgrounds. The invariant mass of D^0 candidates is required to be within 2.0σ of the nominal D^0 mass.

The D^{*0} candidates are reconstructed using the decay mode $D^{*0} \rightarrow D^0 \pi^0$. We form D^{*0} candidates by D^0 candidates using the above selection, then require that the $D^{*0} - D^0$ mass difference be within 2.5σ of the measured value [5].

B. Selection of the light neutral meson X^0

We reconstruct π^0 candidates as described previously. The ρ^0 candidates are reconstructed in the mode $\rho^0 \rightarrow \pi^+ \pi^-$.

Candidate η and η' mesons are reconstructed in their $\eta \rightarrow \gamma\gamma$ and $\eta' \rightarrow \eta\pi^+\pi^-$ decay modes. The absolute value of the cosine of the η decay angle is required to be less than 0.85 to remove asymmetric candidates which are primarily background. The invariant mass of each η and η' candidate must be within 30 MeV of their nominal mass.

The ω mesons are reconstructed in the decay mode $\omega \rightarrow \pi^+ \pi^- \pi^0$. Charged and neutral pions are required to have

momenta greater than 250 MeV, to reject soft pions from D^{*0} or D^{*+} decays. The ω candidates are also required to be within 30 MeV of the nominal ω mass.

All charged pion candidates used in X^0 reconstruction are required to have a measured dE/dx within 3σ of the expected value for pions.

C. Selection of the B candidates

The $D^{(*)0}$ candidates are combined with a light X^0 to form a B meson. At CLEO the energy of the B meson is the same as the beam energy and the measured beam energy is more precise than the reconstructed B meson energy. Full reconstruction of B mesons at CLEO makes use of this fact by defining two variables. One is the beam-constrained mass, $M_B \equiv \sqrt{E_{\text{beam}}^2 - P_{\text{observed}}^2}$. The other one is the difference between the reconstructed energy and the beam energy, $\Delta E \equiv E_{\text{observed}} - E_{\text{beam}}$. The ΔE variable is sensitive to missing or extra particles in the B decay, as well as particle species. For fully reconstructed B meson decays, the M_B distribution peaks at 5.28 GeV with a resolution around 2.7 MeV, and ΔE peaks at 0.0 GeV with a resolution ranging from 18 to 50 MeV, depending on the B and D^0 decay modes.

Since signal and background are in general much better separated in ΔE than in M_B , instead of cutting on the ΔE variable and fitting M_B as in previous analyses, we cut on M_B and fit the ΔE distribution for the signal yield.

IV. BACKGROUND STUDY

In our search for the color-suppressed B hadronic decay modes $\bar{B}^0 \rightarrow D^{(*)0}(\pi^0, \rho^0, \eta, \eta', \omega)$, there are backgrounds to these decays from continuum and $B\bar{B}$ events. The continuum backgrounds are suppressed using event-shape variables. They are not expected to show any structure in the ΔE distributions. The 1.6 fb^{-1} continuum data set is used to monitor the continuum background levels. We find the continuum background level to be very low for all color-suppressed modes. No accumulation around $\Delta E = 0$ is observed in the continuum data.

The backgrounds from $B\bar{B}$ events are dominated by feedthrough from color-favored two-body hadronic decays of the type

$$B^- \rightarrow D^0(\pi^-, \rho^-, a_1^-), \quad B^- \rightarrow D^{*0}(\pi^-, \rho^-, a_1^-),$$

$$\bar{B}^0 \rightarrow D^+(\pi^-, \rho^-, a_1^-), \quad \bar{B}^0 \rightarrow D^{*+}(\pi^-, \rho^-, a_1^-).$$

The branching ratios of these color-favored B meson decay modes were measured previously by CLEO [2]. In most cases the background arises when a real, energetic D^0 or D^{*0} from the two-body color-favored decays is combined with a fake light meson.

The backgrounds from these color-favored processes can have structure in the M_B and ΔE distributions, depending on which color-suppressed mode is being analyzed. Particularly important are color-favored B meson decays that give exactly the same final state particles as our color-suppressed signals do. Neither misidentification nor additional particles are needed for those color-favored decays to fake some signal modes. Therefore, the M_B distribution from these physics

TABLE I. Selection efficiencies and yields of all color-suppressed modes. The three efficiencies and yields of each $\bar{B}^0 \rightarrow D^0(D^{*0})X^0$ correspond to the three $D^0 \rightarrow K^- \pi^+$, $K^- \pi^+ \pi^0$ and $K^- \pi^+ \pi^+ \pi^-$ modes.

Decay mode	Selection efficiencies (3 D^0 submodes)	Yields (3 D^0 submodes)
$\bar{B}^0 \rightarrow D^0 \pi^0$	$(26.1 \pm 2.2), (7.8 \pm 1.0), (12.5 \pm 1.3)\%$	$-0.3 \pm 6.4, -6.7 \pm 4.3, -3.3 \pm 7.0$
$\bar{B}^0 \rightarrow D^{*0} \pi^0$	$(14.1 \pm 1.8), (3.7 \pm 0.7), (5.4 \pm 0.9)\%$	$2.5 \pm 2.6, 5.0 \pm 3.4, -1.2 \pm 3.4$
$\bar{B}^0 \rightarrow D^0 \rho^0$	$(8.4 \pm 0.4), (2.6 \pm 0.3), (3.9 \pm 0.3)\%$	$1.4 \pm 3.0, -3.0 \pm 4.3, 3.1 \pm 5.0$
$\bar{B}^0 \rightarrow D^{*0} \rho^0$	$(4.0 \pm 0.4), (1.0 \pm 0.2), (1.5 \pm 0.2)\%$	$-1.0 \pm 1.4, 1.4 \pm 1.6, 0.8 \pm 1.3$
$\bar{B}^0 \rightarrow D^0 \eta$	$(24.5 \pm 3.0), (7.0 \pm 1.2), (11.4 \pm 1.6)\%$	$-1.4 \pm 2.0, -3.1 \pm 3.1, -6.0 \pm 4.0$
$\bar{B}^0 \rightarrow D^{*0} \eta$	$(10.5 \pm 1.8), (3.4 \pm 0.8), (4.9 \pm 0.9)\%$	0, 0, 0
$\bar{B}^0 \rightarrow D^0 \eta'$	$(13.4 \pm 1.9), (3.6 \pm 0.7), (5.9 \pm 1.0)\%$	0, $0.8 \pm 2.2, 1.8 \pm 3.0$
$\bar{B}^0 \rightarrow D^{*0} \eta'$	$(5.9 \pm 1.1), (1.7 \pm 0.4), (2.5 \pm 0.5)\%$	0, 0, 1
$\bar{B}^0 \rightarrow D^0 \omega$	$(12.4 \pm 1.3), (2.8 \pm 0.4), (3.2 \pm 0.5)\%$	$-4.1 \pm 4.0, 6.2 \pm 3.8, 3.6 \pm 5.6$
$\bar{B}^0 \rightarrow D^{*0} \omega$	$(4.8 \pm 0.7), (1.0 \pm 0.2), (1.3 \pm 0.2)\%$	$1.8 \pm 1.2, 0.8 \pm 1.8, -0.2 \pm 1.2$

background peaks at 5.28 GeV while its ΔE distribution peaks at 0.0 GeV, exactly as the color-suppressed signal. While $D^0 \pi^0$ is not susceptible to this background $D^0 \rho^0$ and $D^0 \omega$ are, as shown below:

color-suppressed: $\bar{B}^0 \rightarrow D^0 \rho^0 \rightarrow D^0 \pi^+ \pi^-$,

$\bar{B}^0 \rightarrow D^0 \omega \rightarrow D^0 \pi^+ \pi^- \pi^0$,

color-favored: $\bar{B}^0 \rightarrow D^{*+} \pi^- \rightarrow D^0 \pi^+ \pi^-$,

$\bar{B}^0 \rightarrow D^{*+} \rho^- \rightarrow D^0 \pi^+ \pi^- \pi^0$.

Another background that can show structure is color-favored decay in which one of the final state particles is lost. Examples include:

color-suppressed: $\bar{B}^0 \rightarrow D^0 \pi^0$, $\bar{B}^0 \rightarrow D^0 \rho^0 \rightarrow D^0 \pi^+ \pi^-$,

color-favored: $B^- \rightarrow D^0 \rho^- \rightarrow D^0 \pi^0 (\pi^-)$,

$\bar{B}^0 \rightarrow D^{*+} \rho^- \rightarrow D^0 \pi^+ \pi^- (\pi^0)$.

These background events can peak in M_B around 5.28 GeV when the missing π^- or π^0 from the ρ^- decay is very soft and does not contribute much to the beam-constrained mass

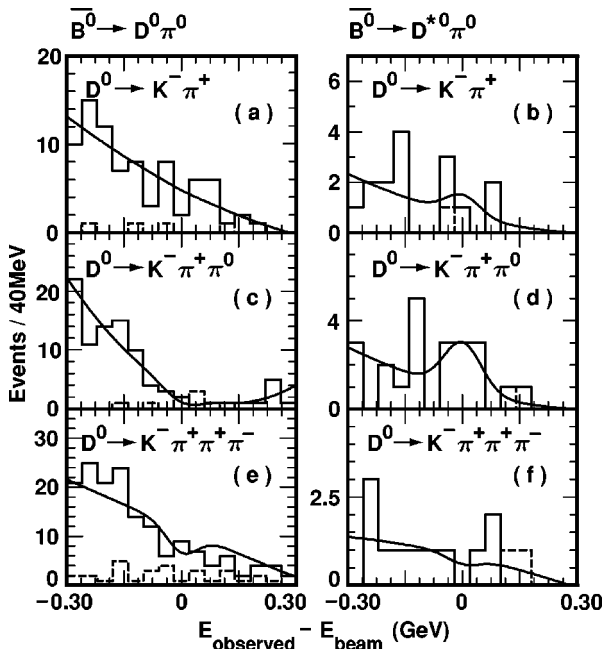


FIG. 2. ΔE distributions of $\bar{B}^0 \rightarrow D^0 \pi^0$ and $\bar{B}^0 \rightarrow D^{*0} \pi^0$ decay modes. Solid histograms are the ΔE distributions of the 3.1 fb^{-1} of data collected on the $Y(4S)$ resonance, which are fit using background and signal functions. Dashed histograms are from the 1.6 fb^{-1} continuum data sample.

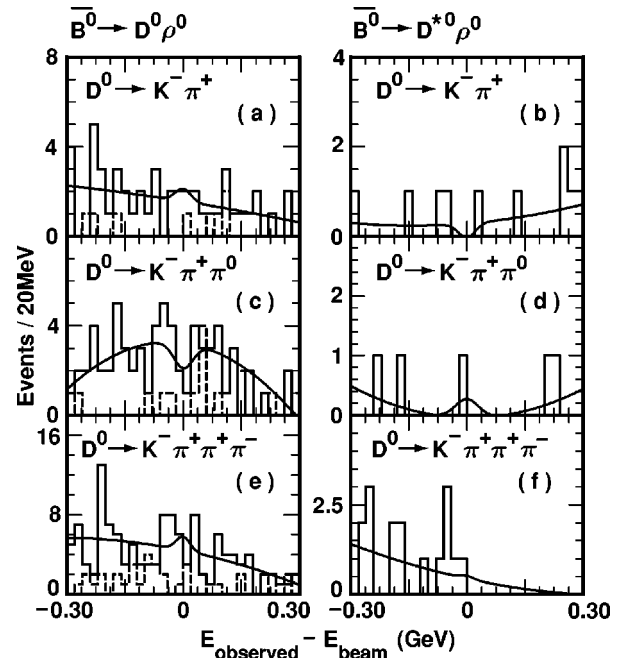


FIG. 3. ΔE distributions of $\bar{B}^0 \rightarrow D^0 \rho^0$ and $\bar{B}^0 \rightarrow D^{*0} \rho^0$ decay modes. Solid histograms are the ΔE distributions of the 3.1 fb^{-1} of data collected on the $Y(4S)$ resonance, which are fit using background and signal functions. Dashed histograms are from the 1.6 fb^{-1} continuum data sample.

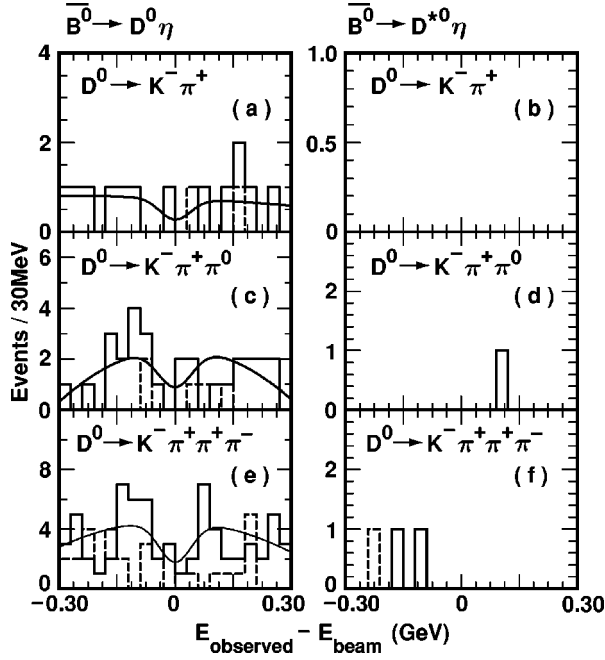


FIG. 4. ΔE distributions of $\bar{B}^0 \rightarrow D^0 \eta$ and $\bar{B}^0 \rightarrow D^{*0} \eta$ decay modes. Solid histograms are the ΔE distributions of the 3.1 fb^{-1} of data collected on the $Y(4S)$ resonance, which are fit using background and signal functions. Dashed histograms are from the 1.6 fb^{-1} continuum data sample.

calculation. However, the ΔE for these background events differs from zero by more than one pion mass, due to the missing π^- or π^0 from the ρ^- decay. For these types of color-favored backgrounds, the color-suppressed signals are much better separated from background in ΔE .

For decay modes involving η or η' , combinatoric background is the dominating source. Therefore, backgrounds for these color-suppressed processes have no accumulation in the M_B and ΔE distributions.

For $\bar{B}^0 \rightarrow D^{*0} X^0$, there is no corresponding color-favored B meson decay that fakes our signal as $\bar{B}^0 \rightarrow D^{*+} \pi^-$ fakes $\bar{B}^0 \rightarrow D^0 \rho^0$. Also the background level from color-favored B meson decays is very low for $\bar{B}^0 \rightarrow D^{*0} X^0$ decay processes, due to the good resolution on the $D^{*0} - D^0$ mass difference.

Almost all the discrimination power against color-favored physics backgrounds come from selection cuts on X^0 . We make full use of mass, momentum, decay angle and other kinematic variables of X^0 to suppress backgrounds while keeping the signal efficiency as high as possible.

The X^0 candidates in $\bar{B}^0 \rightarrow D^{(*)0} X^0$ are very energetic due to the hard spectrum of two-body B meson decays. We require the momentum of the π^0 candidate to range from 2.1 GeV to 2.5 GeV. Similar momentum requirements are imposed on the other light neutral meson X^0 candidates.

For $\bar{B}^0 \rightarrow D^0 \rho^0$ decays, there are color-favored physics backgrounds from $\bar{B}^0 \rightarrow D^{*+} \pi^-$ that give exactly the same final state particles. The $B^- \rightarrow D^0 \rho^-$ decay can also fake our color-suppressed signal by substituting the soft π^0 from ρ^- decay by a soft π^+ from the other B meson. In these physics backgrounds, the π^- is always much more energetic than the π^+ from $D^{*+} \rightarrow D^0 \pi^+$ decay. There exists a correlation between the D^0 and the fast π^- (slow π^+) from the fake ρ^0 .

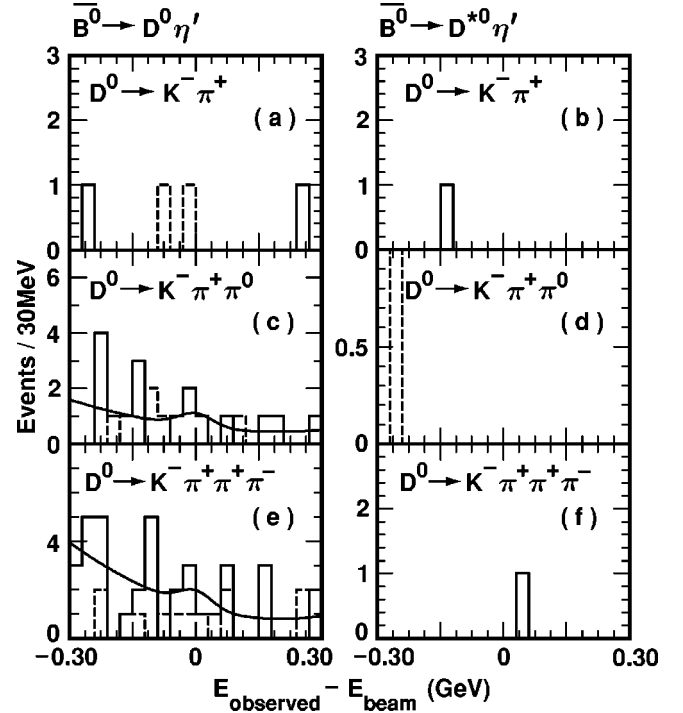


FIG. 5. ΔE distributions of $\bar{B}^0 \rightarrow D^0 \eta'$ and $\bar{B}^0 \rightarrow D^{*0} \eta'$ decay modes. Solid histograms are the ΔE distributions of the 3.1 fb^{-1} of data collected on the $Y(4S)$ resonance, which are fit using background and signal functions. Dashed histograms are from the 1.6 fb^{-1} continuum data sample.

To suppress these physics backgrounds, we require the D^0 candidate to be associated with a fast π^+ (slow π^-) from the ρ^0 candidate. There is still a contribution from color-favored physics backgrounds even after this requirement, because a

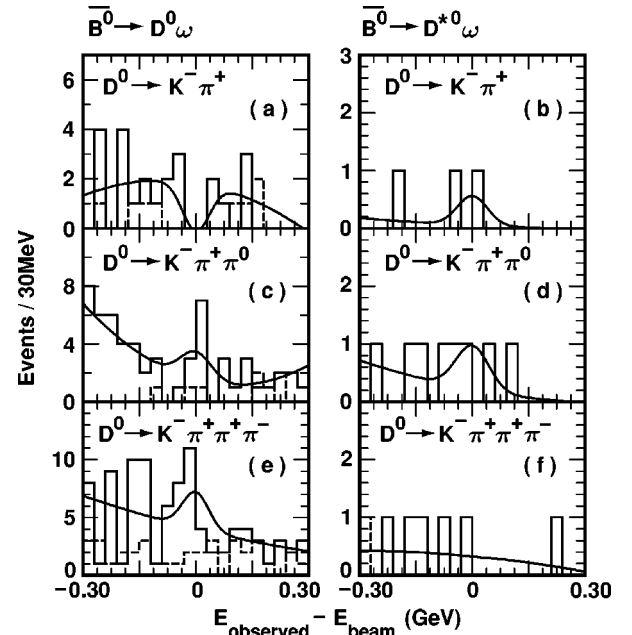


FIG. 6. ΔE distributions of $\bar{B}^0 \rightarrow D^0 \omega$ and $\bar{B}^0 \rightarrow D^{*0} \omega$ decay modes. Solid histograms are the ΔE distributions of the 3.1 fb^{-1} of data collected on the $Y(4S)$ resonance, which are fit using background and signal functions. Dashed histograms are from the 1.6 fb^{-1} continuum data sample.

TABLE II. Particle Data Group branching ratios that are used in the upper limit calculation for color-suppressed B hadronic decays.

Decay mode	PDG branching ratio	Decay mode	PDG branching ratio
$D^0 \rightarrow K^- \pi^+$	$(4.01 \pm 0.14)\%$	$\rho^0 \rightarrow \pi^+ \pi^-$	100%
$D^0 \rightarrow K^- \pi^+ \pi^0$	$(13.8 \pm 1.0)\%$	$\eta \rightarrow \gamma\gamma$	$(38.8 \pm 0.5)\%$
$D^0 \rightarrow K^- \pi^+ \pi^+ \pi^-$	$(8.1 \pm 0.5)\%$	$\eta' \rightarrow \eta \pi^+ \pi^-$	$(43.7 \pm 1.5)\%$
$D^{*0} \rightarrow D^0 \pi^0$	$(63.6 \pm 2.8)\%$	$\omega \rightarrow \pi^+ \pi^- \pi^0$	$(88.8 \pm 0.7)\%$

D^0 decay has a certain chance of being misidentified as a \bar{D}^0 decay. For the D^0 's from our signal process, together with the dE/dx and D^0 mass requirements, this misidentification rate is determined to be less than 20%. After further suppression due to the ρ^0 mass and momentum requirements, the contribution from color-favored physics backgrounds is negligible. Since the ρ^0 from $\bar{B}^0 \rightarrow D^0 \rho^0$ decay is longitudinally polarized, we also cut on the ρ^0 decay angle (the angle between the direction of the pion in the ρ^0 rest frame and the direction of the ρ^0 in the laboratory frame) to reduce combinatoric backgrounds.

Similarly for $\bar{B}^0 \rightarrow D^0 \omega$ decays where $\omega \rightarrow \pi^+ \pi^- \pi^0$, there are color-favored physics backgrounds from $\bar{B}^0 \rightarrow D^{*+} \rho^-$ where $\rho^- \rightarrow \pi^- \pi^0$ that give exactly the same final state particles. Because the momentum of the soft π^+ from the $D^{*+} \rightarrow D^0 \pi^+$ decay cannot exceed 250 MeV due to the kinematics, we can get rid of these color-favored physics backgrounds by requiring that each pion from the $\omega \rightarrow \pi^+ \pi^- \pi^0$ candidate have momentum greater than 250 MeV. An additional track from the other B meson is then needed to combine with $\bar{B}^0 \rightarrow D^{*+} \rho^-$ or $B^- \rightarrow D^0 \rho^-$ backgrounds to fake the $\bar{B}^0 \rightarrow D^0 \omega$ signal. With further suppression due to the ω mass requirement, the contribution from these backgrounds is negligible.

Signal selection efficiencies for all the color-suppressed decay modes are shown in Table I. The systematic error due to the detection of charged and neutral tracks, together with the Monte Carlo statistical error, is included in the error on the efficiency for each decay mode.

V. RESULTS

The ΔE distributions for the $Y(4S)$ and continuum data samples of all the color-suppressed signal processes after all cuts are shown in Figs. 2–6. The ΔE distribution of each

TABLE III. 90% C.L. upper limits in branching ratios (BR's) of all color-suppressed modes, together with comparison with theoretical predictions in [6,7].

Decay mode	BR upper limit (at 90% C.L.)	Predictions in [6]	Predictions in [7]
$\bar{B}^0 \rightarrow D^0 \pi^0$	$< 1.2 \times 10^{-4}$	0.7×10^{-4}	$(4.1 \pm 1.8) \times 10^{-4}$
$\bar{B}^0 \rightarrow D^{*0} \pi^0$	$< 4.4 \times 10^{-4}$	1.0×10^{-4}	$(3.3 \pm 1.4) \times 10^{-4}$
$\bar{B}^0 \rightarrow D^0 \rho^0$	$< 3.9 \times 10^{-4}$	0.7×10^{-4}	$(0.61 \pm 1.22) \times 10^{-4}$
$\bar{B}^0 \rightarrow D^{*0} \rho^0$	$< 5.6 \times 10^{-4}$	1.7×10^{-4}	$(2.2 \pm 1.4) \times 10^{-4}$
$\bar{B}^0 \rightarrow D^0 \eta$	$< 1.3 \times 10^{-4}$	0.5×10^{-4}	$(1.1 \pm 0.5) \times 10^{-4}$
$\bar{B}^0 \rightarrow D^{*0} \eta$	$< 2.6 \times 10^{-4}$	0.6×10^{-4}	$(0.86 \pm 0.42) \times 10^{-4}$
$\bar{B}^0 \rightarrow D^0 \eta'$	$< 9.4 \times 10^{-4}$		
$\bar{B}^0 \rightarrow D^{*0} \eta'$	$< 19 \times 10^{-4}$		
$\bar{B}^0 \rightarrow D^0 \omega$	$< 5.1 \times 10^{-4}$	0.7×10^{-4}	$(0.61 \pm 1.22) \times 10^{-4}$
$\bar{B}^0 \rightarrow D^{*0} \omega$	$< 7.4 \times 10^{-4}$	1.7×10^{-4}	$(2.2 \pm 1.4) \times 10^{-4}$

color-suppressed mode is fit with a Gaussian and a background shape function. The mean value and width of the Gaussian distribution are fixed with values determined from signal Monte Carlo simulation. We use various color-favored decay modes $B^- \rightarrow D^0 \pi^-$, $B^- \rightarrow D^0 \rho^-$, $B^- \rightarrow D^{*0} \pi^-$, $B^- \rightarrow D^{*0} \rho^-$, $\bar{B}^0 \rightarrow D^+ \pi^-$, $\bar{B}^0 \rightarrow D^+ \rho^-$ to check that the ΔE resolutions in the data and Monte Carlo simulation agree well. Possible differences between the data and Monte Carlo simulation in the ΔE distributions are considered and included in the yield error as systematic errors.

Various ΔE background shape functions have been used to fit for the signal yield: a simple second-order polynomial or a background shape using Monte Carlo simulation $B\bar{B}$ events plus a continuum component represented by a second-order polynomial. For the latter shape, the $B\bar{B}$ contribution is scaled to the known luminosity while the continuum component is allowed to float. Our results are found to be insensitive to different background shapes, and both of them describe the ΔE distributions reasonably well. Differences in the yield due to the choice of ΔE background shape are included in the yield error to account for the systematic uncertainties. For each signal process with several D^0 decay submodes, the yield for each D^0 submode is obtained separately, since the ΔE resolutions are different for the different modes. The results are shown in Table I. The yields of the D^0 submodes are added independently to get the total yield.

The formulas used to calculate the branching fractions are:

$$B(\bar{B}^0 \rightarrow D^0 X^0) = \frac{N_{obs}}{N_{B\bar{B}} \times [\sum_{i=1}^3 \text{efficiency}(i) \times B(D_i^0)] \times \Pi B(X^0)} \quad (1)$$

$$B(\bar{B}^0 \rightarrow D^{*0} X^0) = \frac{N_{obs}}{N_{B\bar{B}} \times B(D^{*0} \rightarrow D^0 \pi^0) \times [\sum_{i=1}^3 \text{efficiency}(i) \times B(D_i^0)] \times \Pi B(X^0)} \quad (2)$$

where N_{obs} is the total yield summed over the three D^0 submodes, $N_{B\bar{B}}$ is the number of $B\bar{B}$ pairs, efficiency(i) is the selection efficiency for $\bar{B}^0 \rightarrow D^0(D^{*0})X^0$ decay in the i th D^0 submode, $B(D_i^0)$ is the branching ratio of the i th D^0 decay mode, and $\prod B(X^0)$ is the product over all the relevant branching fractions of the X^0 decay chain. Particle Data Group values for D^0 , D^{*0} , η , η' and ω branching ratios [5] are used in the upper limits calculation and are listed in Table II.

The upper limits of color-suppressed branching ratios are determined by the method described in Sec. 17 of the Particle Data Group [5]. 90% C.L. upper limits on branching ratios of color-suppressed B hadronic decay processes, together with theoretical predictions [6], are shown in Table III. Among all the decay modes, the upper limit for the $\bar{B}^0 \rightarrow D^0\pi^0$ mode is the lowest at 1.2×10^{-4} , which is lower than predictions in [7]. All the other upper limits on branching ratios are still higher than theoretical predictions [6,7]. Compared with factorization and QCD based calculations,

no dramatic enhancement of color-suppressed B hadronic decay branching ratios is observed, indicating that there is no sign of a large scale final-state interaction in these B meson decay modes.

ACKNOWLEDGMENTS

We gratefully acknowledge the effort of the CESR staff in providing us with excellent luminosity and running conditions. J.P.A., J.R.P., and I.P.J.S. thank the NYI program of the NSF, M.S. thanks the PFF program of the NSF, G.E. thanks the Heisenberg Foundation, K.K.G., M.S., H.N.N., T.S., and H.Y. thank the OJI program of the DOE, J.R.P., K.H., M.S. and V.S. thank the A.P. Sloan Foundation, R.W. thanks the Alexander von Humboldt Stiftung, and M.S. thanks Research Corporation for support. This work was supported by the National Science Foundation, the U.S. Department of Energy, and the Natural Sciences and Engineering Research Council of Canada.

-
- [1] J. Bjorken, in *Physics Beyond the Standard Model/New Developments in High-Energy Physics*, Proceedings of the Autumn School, Crete, Greece, 1988, edited by G. Branco and S. Romeo [Nucl. Phys. B (Proc. Suppl.) **11**, 325 (1989)].
 - [2] CLEO Collaboration, M. S. Alam *et al.*, Phys. Rev. D **50**, 43 (1994); J. L. Rodriguez, Ph.D. thesis, University of Florida, 1995.
 - [3] CLEO Collaboration, Y. Kubota *et al.*, Nucl. Instrum. Methods Phys. Res. A **320**, 66 (1992).
 - [4] G. Fox and S. Wolfram, Phys. Rev. Lett. **41**, 1581 (1978).
 - [5] Particle Data Group, L. Montanet *et al.* Phys. Rev. D **50**, 1173 (1994).
 - [6] M. Neubert, V. Rieckert, B. Stech and Q. P. Xu, in *Heavy Flavours*, edited by A. J. Buras and H. Lindner (World Scientific, Singapore, 1992); M. Neubert and B. Stech, hep-ph/9705292.
 - [7] A. Deandrea, N. Di Bartolomeo, R. Gatto and G. Nardulli, Phys. Lett. B **318**, 549 (1993).