

University of Nebraska - Lincoln

DigitalCommons@University of Nebraska - Lincoln

Kenneth Bloom Publications

Research Papers in Physics and Astronomy

6-5-2006

Measurement of the helicity of W bosons in top-quark decays

A. Abulencia

University of Illinois, Urbana

Kenneth A. Bloom

University of Nebraska-Lincoln, kenbloom@unl.edu

CDF Collaboration

Follow this and additional works at: <https://digitalcommons.unl.edu/physicsbloom>



Part of the [Physics Commons](#)

Abulencia, A.; Bloom, Kenneth A.; and Collaboration, CDF, "Measurement of the helicity of W bosons in top-quark decays" (2006). *Kenneth Bloom Publications*. 176.

<https://digitalcommons.unl.edu/physicsbloom/176>

This Article is brought to you for free and open access by the Research Papers in Physics and Astronomy at DigitalCommons@University of Nebraska - Lincoln. It has been accepted for inclusion in Kenneth Bloom Publications by an authorized administrator of DigitalCommons@University of Nebraska - Lincoln.

Measurement of the helicity of W bosons in top-quark decays

A. Abulencia,²³ D. Acosta,¹⁷ J. Adelman,¹³ T. Affolder,¹⁰ T. Akimoto,⁵³ M. G. Albrow,¹⁶ D. Ambrose,¹⁶ S. Amerio,⁴² D. Amidei,³³ A. Anastassov,⁵⁰ K. Anikeev,¹⁶ A. Annovi,⁴⁴ J. Antos,¹ M. Aoki,⁵³ G. Apollinari,¹⁶ J.-F. Arguin,³² T. Arisawa,⁵⁵ A. Artikov,¹⁴ W. Ashmanskas,¹⁶ A. Attal,⁸ F. Azfar,⁴¹ P. Azzi-Bacchetta,⁴² P. Azzurri,⁴⁴ N. Bacchetta,⁴² H. Bachacou,²⁸ W. Badgett,¹⁶ A. Barbaro-Galtieri,²⁸ V. E. Barnes,⁴⁶ B. A. Barnett,²⁴ S. Baroiant,⁷ V. Bartsch,³⁰ G. Bauer,³¹ F. Bedeschi,⁴⁴ S. Behari,²⁴ S. Belforte,⁵² G. Bellettini,⁴⁴ J. Bellinger,⁵⁷ A. Belloni,³¹ E. Ben-Haim,¹⁶ D. Benjamin,¹⁵ A. Beretvas,¹⁶ J. Beringer,²⁸ T. Berry,²⁹ A. Bhatti,⁴⁸ M. Binkley,¹⁶ D. Bisello,⁴² M. Bishai,¹⁶ R. E. Blair,² C. Blocker,⁶ K. Bloom,³³ B. Blumenfeld,²⁴ A. Bocci,⁴⁸ A. Bodek,⁴⁷ V. Boisvert,⁴⁷ G. Bolla,⁴⁶ A. Bolshov,³¹ D. Bortoletto,⁴⁶ J. Boudreau,⁴⁵ S. Bourov,¹⁶ A. Boveia,¹⁰ B. Brau,¹⁰ C. Bromberg,³⁴ E. Brubaker,¹³ J. Budagov,¹⁴ H. S. Budd,⁴⁷ S. Budd,²³ K. Burkett,¹⁶ G. Busetto,⁴² P. Bussey,²⁰ K. L. Byrum,² S. Cabrera,¹⁵ M. Campanelli,¹⁹ M. Campbell,³³ F. Canelli,⁸ A. Canepa,⁴⁶ D. Carlsmith,⁵⁷ R. Carosi,⁴⁴ S. Carron,¹⁵ M. Casarsa,⁵² A. Castro,⁵ P. Catastini,⁴⁴ D. Cauz,⁵² M. Cavalli-Sforza,³ A. Cerri,²⁸ L. Cerrito,⁴¹ S. H. Chang,²⁷ J. Chapman,³³ Y. C. Chen,¹ M. Chertok,⁷ G. Chiarelli,⁴⁴ G. Chlachidze,¹⁴ F. Chlebana,¹⁶ I. Cho,²⁷ K. Cho,²⁷ D. Chokheli,¹⁴ J. P. Chou,²¹ P. H. Chu,²³ S. H. Chuang,⁵⁷ K. Chung,¹² W. H. Chung,⁵⁷ Y. S. Chung,⁴⁷ M. Ciljak,⁴⁴ C. I. Ciobanu,²³ M. A. Ciocci,⁴⁴ A. Clark,¹⁹ D. Clark,⁶ M. Coca,¹⁵ A. Connolly,²⁸ M. E. Convery,⁴⁸ J. Conway,⁷ B. Cooper,³⁰ K. Copic,³³ M. Cordelli,¹⁸ G. Cortiana,⁴² A. Cruz,¹⁷ J. Cuevas,¹¹ R. Culbertson,¹⁶ D. Cyr,⁵⁷ S. DaRonco,⁴² S. D'Auria,²⁰ M. D'onofrio,¹⁹ D. Dagenhart,⁶ P. de Barbaro,⁴⁷ S. De Cecco,⁴⁹ A. Deisher,²⁸ G. De Lentdecker,⁴⁷ M. Dell'Orso,⁴⁴ S. Demers,⁴⁷ L. Demortier,⁴⁸ J. Deng,¹⁵ M. Deninno,⁵ D. De Pedis,⁴⁹ P. F. Derwent,¹⁶ C. Dionisi,⁴⁹ J. R. Dittmann,⁴ P. DiTuro,⁵⁰ C. Dörr,²⁵ A. Dominguez,²⁸ S. Donati,⁴⁴ M. Donega,¹⁹ P. Dong,⁸ J. Donini,⁴² T. Dorigo,⁴² S. Dube,⁵⁰ K. Ebina,⁵⁵ J. Efron,³⁸ J. Ehlers,¹⁹ R. Erbacher,⁷ D. Errede,²³ S. Errede,²³ R. Eusebi,⁴⁷ H. C. Fang,²⁸ S. Farrington,²⁹ I. Fedorko,⁴⁴ W. T. Fedorko,¹³ R. G. Feild,⁵⁸ M. Feindt,²⁵ J. P. Fernandez,⁴⁶ R. Field,¹⁷ G. Flanagan,³⁴ L. R. Flores-Castillo,⁴⁵ A. Foland,²¹ S. Forrester,⁷ G. W. Foster,¹⁶ M. Franklin,²¹ J. C. Freeman,²⁸ Y. Fujii,²⁶ I. Furic,¹³ A. Gajjar,²⁹ M. Gallinaro,⁴⁸ J. Galyardt,¹² J. E. Garcia,⁴⁴ M. Garcia Sciveres,²⁸ A. F. Garfinkel,⁴⁶ C. Gay,⁵⁸ H. Gerberich,²³ E. Gerchtein,¹² D. Gerdes,³³ S. Giagu,⁴⁹ P. Giannetti,⁴⁴ A. Gibson,²⁸ K. Gibson,¹² C. Ginsburg,¹⁶ K. Giolo,⁴⁶ M. Giordani,⁵² M. Giunta,⁴⁴ G. Giurgiu,¹² V. Glagolev,¹⁴ D. Glenzinski,¹⁶ M. Gold,³⁶ N. Goldschmidt,³³ J. Goldstein,⁴¹ G. Gomez,¹¹ G. Gomez-Ceballos,¹¹ M. Goncharov,⁵¹ O. González,⁴⁶ I. Gorelov,³⁶ A. T. Goshaw,¹⁵ Y. Gotra,⁴⁵ K. Goulianos,⁴⁸ A. Gresele,⁴² M. Griffiths,²⁹ S. Grinstein,²¹ C. Grosso-Pilcher,¹³ U. Grundler,²³ J. Guimaraes da Costa,²¹ C. Haber,²⁸ S. R. Hahn,¹⁶ K. Hahn,⁴³ E. Halkiadakis,⁴⁷ A. Hamilton,³² B.-Y. Han,⁴⁷ R. Handler,⁵⁷ F. Happacher,¹⁸ K. Hara,⁵³ M. Hare,⁵⁴ S. Harper,⁴¹ R. F. Harr,⁵⁶ R. M. Harris,¹⁶ K. Hatakeyama,⁴⁸ J. Hauser,⁸ C. Hays,¹⁵ H. Hayward,²⁹ A. Heijboer,⁴³ B. Heinemann,²⁹ J. Heinrich,⁴³ M. Hennecke,²⁵ M. Herndon,⁵⁷ J. Heuser,²⁵ D. Hidas,¹⁵ C. S. Hill,¹⁰ D. Hirschbuehl,²⁵ A. Hocker,¹⁶ A. Holloway,²¹ S. Hou,¹ M. Houlden,²⁹ S.-C. Hsu,⁹ B. T. Huffman,⁴¹ R. E. Hughes,³⁸ J. Huston,³⁴ K. Ikado,⁵⁵ J. Incandela,¹⁰ G. Introzzi,⁴⁴ M. Iori,⁴⁹ Y. Ishizawa,⁵³ A. Ivanov,⁷ B. Iyutin,³¹ E. James,¹⁶ D. Jang,⁵⁰ B. Jayatilaka,³³ D. Jeans,⁴⁹ H. Jensen,¹⁶ E. J. Jeon,²⁷ M. Jones,⁴⁶ K. K. Joo,²⁷ S. Y. Jun,¹² T. R. Junk,²³ T. Kamon,⁵¹ J. Kang,³³ M. Karagoz-Unel,³⁷ P. E. Karchin,⁵⁶ Y. Kato,⁴⁰ Y. Kemp,²⁵ R. Kephart,¹⁶ U. Kerzel,²⁵ V. Khotilovich,⁵¹ B. Kilminster,³⁸ D. H. Kim,²⁷ H. S. Kim,²⁷ J. E. Kim,²⁷ M. J. Kim,¹² M. S. Kim,²⁷ S. B. Kim,²⁷ S. H. Kim,⁵³ Y. K. Kim,¹³ M. Kirby,¹⁵ L. Kirsch,⁶ S. Klimenko,¹⁷ M. Klute,³¹ B. Knuteson,³¹ B. R. Ko,¹⁵ H. Kobayashi,⁵³ K. Kondo,⁵⁵ D. J. Kong,²⁷ J. Konigsberg,¹⁷ K. Kordas,¹⁸ A. Korytov,¹⁷ A. V. Kotwal,¹⁵ A. Kovalev,⁴³ J. Kraus,²³ I. Kravchenko,³¹ M. Kreps,²⁵ A. Kreymer,¹⁶ J. Kroll,⁴³ N. Krumnack,⁴ M. Kruse,¹⁵ V. Krutelyov,⁵¹ S. E. Kuhlmann,² Y. Kusakabe,⁵⁵ S. Kwang,¹³ A. T. Laasanen,⁴⁶ S. Lai,³² S. Lami,⁴⁴ S. Lammel,¹⁶ M. Lancaster,³⁰ R. L. Lander,⁷ K. Lannon,³⁸ A. Lath,⁵⁰ G. Latino,⁴⁴ I. Lazzizzera,⁴² C. Lecci,²⁵ T. LeCompte,² J. Lee,⁴⁷ J. Lee,²⁷ S. W. Lee,⁵¹ R. Lefèvre,³ N. Leonardo,³¹ S. Leone,⁴⁴ S. Levy,¹³ J. D. Lewis,¹⁶ K. Li,⁵⁸ C. Lin,⁵⁸ C. S. Lin,¹⁶ M. Lindgren,¹⁶ E. Lipeles,⁹ T. M. Liss,²³ A. Lister,¹⁹ D. O. Litvintsev,¹⁶ T. Liu,¹⁶ Y. Liu,¹⁹ N. S. Lockyer,⁴³ A. Loginov,³⁵ M. Loretì,⁴² P. Loverre,⁴⁹ R.-S. Lu,¹ D. Lucchesi,⁴² P. Lujan,²⁸ P. Lukens,¹⁶ G. Lungu,¹⁷ L. Lyons,⁴¹ J. Lys,²⁸ R. Lysak,¹ E. Lytken,⁴⁶ P. Mack,²⁵ D. MacQueen,³² R. Madrak,¹⁶ K. Maeshima,¹⁶ P. Maksimovic,²⁴ G. Manca,²⁹ F. Margaroli,⁵ R. Marginean,¹⁶ C. Marino,²³ A. Martin,⁵⁸ M. Martin,²⁴ V. Martin,³⁷ M. Martínez,³ T. Maruyama,⁵³ H. Matsunaga,⁵³ M. E. Mattson,⁵⁶ R. Mazini,³² P. Mazzanti,⁵ K. S. McFarland,⁴⁷ D. McGivern,³⁰ P. McIntyre,⁵¹ P. McNamara,⁵⁰ R. McNulty,²⁹ A. Mehta,²⁹ S. Menzemer,³¹ A. Menzione,⁴⁴ P. Merkel,⁴⁶ C. Mesropian,⁴⁸ A. Messina,⁴⁹ M. von der Mey,⁸ T. Miao,¹⁶ N. Miladinovic,⁶ J. Miles,³¹ R. Miller,³⁴ J. S. Miller,³³ C. Mills,¹⁰ M. Milnik,²⁵ R. Miquel,²⁸ S. Miscetti,¹⁸ G. Mitselmakher,¹⁷ A. Miyamoto,²⁶ N. Moggi,⁵ B. Mohr,⁸ R. Moore,¹⁶ M. Morello,⁴⁴ P. Movilla Fernandez,²⁸ J. Mülmenstädt,²⁸ A. Mukherjee,¹⁶ M. Mulhearn,³¹ Th. Muller,²⁵ R. Mumford,²⁴ P. Murat,¹⁶ J. Nachtman,¹⁶ S. Nahn,⁵⁸ I. Nakano,³⁹ A. Napier,⁵⁴ D. Naumov,³⁶ V. Necula,¹⁷ C. Neu,⁴³ M. S. Neubauer,⁹ J. Nielsen,²⁸ T. Nigmanov,⁴⁵ L. Nodulman,²

O. Norniella,³ T. Ogawa,⁵⁵ S. H. Oh,¹⁵ Y. D. Oh,²⁷ T. Okusawa,⁴⁰ R. Oldeman,²⁹ R. Orava,²² K. Osterberg,²² C. Pagliarone,⁴⁴ E. Palencia,¹¹ R. Paoletti,⁴⁴ V. Papadimitriou,¹⁶ A. Papikononou,²⁵ A. A. Paramonov,¹³ B. Parks,³⁸ S. Pashapour,³² J. Patrick,¹⁶ G. Pauletta,⁵² M. Paulini,¹² C. Paus,³¹ D. E. Pellett,⁷ A. Penzo,⁵² T. J. Phillips,¹⁵ G. Piacentino,⁴⁴ J. Piedra,¹¹ K. Pitts,²³ C. Plager,⁸ L. Pondrom,⁵⁷ G. Pope,⁴⁵ X. Portell,³ O. Poukhov,¹⁴ N. Pounder,⁴¹ F. Prakhoshyn,¹⁴ A. Pronko,¹⁶ J. Proudfoot,² F. Ptohos,¹⁸ G. Punzi,⁴⁴ J. Pursley,²⁴ J. Rademacker,⁴¹ A. Rahaman,⁴⁵ A. Rakitin,³¹ S. Rappoccio,²¹ F. Ratnikov,⁵⁰ B. Reisert,¹⁶ V. Rekovic,³⁶ N. van Remortel,²² P. Renton,⁴¹ M. Rescigno,⁴⁹ S. Richter,²⁵ F. Rimondi,⁵ K. Rinnert,²⁵ L. Ristori,⁴⁴ W. J. Robertson,¹⁵ A. Robson,²⁰ T. Rodrigo,¹¹ E. Rogers,²³ S. Rolli,⁵⁴ R. Roser,¹⁶ M. Rossi,⁵² R. Rossin,¹⁷ C. Rott,⁴⁶ A. Ruiz,¹¹ J. Russ,¹² V. Rusu,¹³ D. Ryan,⁵⁴ H. Saarikko,²² S. Sabik,³² A. Safonov,⁷ W. K. Sakumoto,⁴⁷ G. Salamanna,⁴⁹ O. Salto,³ D. Saltzberg,⁸ C. Sanchez,³ L. Santi,⁵² S. Sarkar,⁴⁹ K. Sato,⁵³ P. Savard,³² A. Savoy-Navarro,¹⁶ T. Scheidle,²⁵ P. Schlabach,¹⁶ E. E. Schmidt,¹⁶ M. P. Schmidt,⁵⁸ M. Schmitt,³⁷ T. Schwarz,³³ L. Scodellaro,¹¹ A. L. Scott,¹⁰ A. Scribano,⁴⁴ F. Scuri,⁴⁴ A. Sedov,⁴⁶ S. Seidel,³⁶ Y. Seiya,⁴⁰ A. Semenov,¹⁴ F. Semeria,⁵ L. Sexton-Kennedy,¹⁶ I. Sfiligoi,¹⁸ M. D. Shapiro,²⁸ T. Shears,²⁹ P. F. Shepard,⁴⁵ D. Sherman,²¹ M. Shimojima,⁵³ M. Shochet,¹³ Y. Shon,⁵⁷ I. Shreyber,³⁵ A. Sidoti,⁴⁴ A. Sill,¹⁶ P. Sinervo,³² A. Sisakyan,¹⁴ J. Sjolin,⁴¹ A. Skiba,²⁵ A. J. Slaughter,¹⁶ K. Sliwa,⁵⁴ D. Smirnov,³⁶ J. R. Smith,⁷ F. D. Snider,¹⁶ R. Snihur,³² M. Soderberg,³³ A. Soha,⁷ S. Somalwar,⁵⁰ V. Sorin,³⁴ J. Spalding,¹⁶ F. Spinella,⁴⁴ P. Squillacioti,⁴⁴ M. Stanitzki,⁵⁸ A. Staveris-Polykalas,⁴⁴ R. St. Denis,²⁰ B. Stelzer,⁸ O. Stelzer-Chilton,³² D. Stentz,³⁷ J. Strologas,³⁶ D. Stuart,¹⁰ J. S. Suh,²⁷ A. Sukhanov,¹⁷ K. Sumorok,³¹ H. Sun,⁵⁴ T. Suzuki,⁵³ A. Taffard,²³ R. Tafirot,³² R. Takashima,³⁹ Y. Takeuchi,⁵³ K. Takikawa,⁵³ M. Tanaka,² R. Tanaka,³⁹ M. Tecchio,³³ P. K. Teng,¹ K. Terashi,⁴⁸ S. Tether,³¹ J. Thom,¹⁶ A. S. Thompson,²⁰ E. Thomson,⁴³ P. Tipton,⁴⁷ V. Tiwari,¹² S. Tkaczyk,¹⁶ D. Toback,⁵¹ K. Tollefson,³⁴ T. Tomura,⁵³ D. Tonelli,⁴⁴ M. Tönnemann,³⁴ S. Torre,⁴⁴ D. Torretta,¹⁶ S. Tourneur,¹⁶ W. Trischuk,³² R. Tsuchiya,⁵⁵ S. Tsuno,³⁹ N. Turini,⁴⁴ F. Ukegawa,⁵³ T. Unverhau,²⁰ S. Uozumi,⁵³ D. Usynin,⁴³ L. Vacavant,²⁸ A. Vaiciulis,⁴⁷ S. Vallecorsa,¹⁹ A. Varganov,³³ E. Vataha,³⁶ G. Velez,¹⁶ G. Veramendi,²³ V. Veszpremi,⁴⁶ T. Vickey,²³ R. Vidal,¹⁶ I. Vila,¹¹ R. Vilar,¹¹ I. Vollrath,³² I. Volobouev,²⁸ F. Würthwein,⁹ P. Wagner,⁵¹ R. G. Wagner,² R. L. Wagner,¹⁶ W. Wagner,²⁵ R. Wallny,⁸ T. Walter,²⁵ Z. Wan,⁵⁰ M. J. Wang,¹ S. M. Wang,¹⁷ A. Warburton,³² B. Ward,²⁰ S. Waschke,²⁰ D. Waters,³⁰ T. Watts,⁵⁰ M. Weber,²⁸ W. C. Wester III,¹⁶ B. Whitehouse,⁵⁴ D. Whiteson,⁴³ A. B. Wicklund,² E. Wicklund,¹⁶ H. H. Williams,⁴³ P. Wilson,¹⁶ B. L. Winer,³⁸ P. Wittich,⁴³ S. Wolbers,¹⁶ C. Wolfe,¹³ S. Worm,⁵⁰ T. Wright,³³ X. Wu,¹⁹ S. M. Wynne,²⁹ A. Yagil,¹⁶ K. Yamamoto,⁴⁰ J. Yamaoka,⁵⁰ Y. Yamashita,³⁹ C. Yang,⁵⁸ U. K. Yang,¹³ W. M. Yao,²⁸ G. P. Yeh,¹⁶ J. Yoh,¹⁶ K. Yorita,¹³ T. Yoshida,⁴⁰ I. Yu,²⁷ S. S. Yu,⁴³ J. C. Yun,¹⁶ L. Zanello,⁴⁹ A. Zanetti,⁵² I. Zaw,²¹ F. Zetti,⁴⁴ X. Zhang,²³ J. Zhou,⁵⁰ and S. Zucchelli⁵

(CDF Collaboration)

¹*Institute of Physics, Academia Sinica, Taipei, Taiwan 11529, Republic of China*²*Argonne National Laboratory, Argonne, Illinois 60439, USA*³*Institut de Fisica d'Altes Energies, Universitat Autònoma de Barcelona, E-08193, Bellaterra (Barcelona), Spain*⁴*Baylor University, Waco, Texas 76798, USA*⁵*Istituto Nazionale di Fisica Nucleare, University of Bologna, I-40127 Bologna, Italy*⁶*Brandeis University, Waltham, Massachusetts 02254, USA*⁷*University of California, Davis, Davis, California 95616, USA*⁸*University of California, Los Angeles, Los Angeles, California 90024, USA*⁹*University of California, San Diego, La Jolla, California 92093, USA*¹⁰*University of California, Santa Barbara, Santa Barbara, California 93106, USA*¹¹*Instituto de Fisica de Cantabria, CSIC-University of Cantabria, 39005 Santander, Spain*¹²*Carnegie Mellon University, Pittsburgh, Pennsylvania 15213, USA*¹³*Enrico Fermi Institute, University of Chicago, Chicago, Illinois 60637, USA*¹⁴*Joint Institute for Nuclear Research, RU-141980 Dubna, Russia*¹⁵*Duke University, Durham, North Carolina 27708, USA*¹⁶*Fermi National Accelerator Laboratory, Batavia, Illinois 60510, USA*¹⁷*University of Florida, Gainesville, Florida 32611, USA*¹⁸*Laboratori Nazionali di Frascati, Istituto Nazionale di Fisica Nucleare, I-00044 Frascati, Italy*¹⁹*University of Geneva, CH-1211 Geneva 4, Switzerland*²⁰*Glasgow University, Glasgow G12 8QQ, United Kingdom*²¹*Harvard University, Cambridge, Massachusetts 02138, USA*²²*Division of High Energy Physics, Department of Physics, University of Helsinki and Helsinki Institute of Physics, FIN-00014, Helsinki, Finland*

- ²³University of Illinois, Urbana, Illinois 61801, USA
²⁴The Johns Hopkins University, Baltimore, Maryland 21218, USA
²⁵Institut für Experimentelle Kernphysik, Universität Karlsruhe, 76128 Karlsruhe, Germany
²⁶High Energy Accelerator Research Organization (KEK), Tsukuba, Ibaraki 305, Japan
²⁷Center for High Energy Physics: Kyungpook National University, Taegu 702-701, Korea;
 Seoul National University, Seoul 151-742, Korea;
 and SungKyunKwan University, Suwon 440-746, Korea
²⁸Ernest Orlando Lawrence Berkeley National Laboratory, Berkeley, California 94720, USA
²⁹University of Liverpool, Liverpool L69 7ZE, United Kingdom
³⁰University College London, London WC1E 6BT, United Kingdom
³¹Massachusetts Institute of Technology, Cambridge, Massachusetts 02139, USA
³²Institute of Particle Physics: McGill University, Montréal, Canada H3A 2T8
 and University of Toronto, Toronto, Canada M5S 1A7
³³University of Michigan, Ann Arbor, Michigan 48109, USA
³⁴Michigan State University, East Lansing, Michigan 48824, USA
³⁵Institution for Theoretical and Experimental Physics, ITEP, Moscow 117259, Russia
³⁶University of New Mexico, Albuquerque, New Mexico 87131, USA
³⁷Northwestern University, Evanston, Illinois 60208, USA
³⁸The Ohio State University, Columbus, Ohio 43210, USA
³⁹Okayama University, Okayama 700-8530, Japan
⁴⁰Osaka City University, Osaka 588, Japan
⁴¹University of Oxford, Oxford OX1 3RH, United Kingdom
⁴²University of Padova, Istituto Nazionale di Fisica Nucleare, Sezione di Padova-Trento, I-35131 Padova, Italy
⁴³University of Pennsylvania, Philadelphia, Pennsylvania 19104, USA
⁴⁴Istituto Nazionale di Fisica Nucleare Pisa, Universities of Pisa, Siena, Italy
 and Scuola Normale Superiore, I-56127 Pisa, Italy
⁴⁵University of Pittsburgh, Pittsburgh, Pennsylvania 15260, USA
⁴⁶Purdue University, West Lafayette, Indiana 47907, USA
⁴⁷University of Rochester, Rochester, New York 14627, USA
⁴⁸The Rockefeller University, New York, New York 10021, USA
⁴⁹Istituto Nazionale di Fisica Nucleare, Sezione di Roma 1, University of Rome "La Sapienza," I-00185 Roma, Italy
⁵⁰Rutgers University, Piscataway, New Jersey 08855, USA
⁵¹Texas A&M University, College Station, Texas 77843, USA
⁵²Istituto Nazionale di Fisica Nucleare, University of Trieste/Udine, Italy
⁵³University of Tsukuba, Tsukuba, Ibaraki 305, Japan
⁵⁴Tufts University, Medford, Massachusetts 02155, USA
⁵⁵Waseda University, Tokyo 169, Japan
⁵⁶Wayne State University, Detroit, Michigan 48201, USA
⁵⁷University of Wisconsin, Madison, Wisconsin 53706, USA
⁵⁸Yale University, New Haven, Connecticut 06520, USA
 (Received 8 November 2005; published 7 June 2006)

We measure the branching fraction of the top quark to longitudinally and right-handed polarized W bosons, F_0 and F_+ , using approximately 200 pb^{-1} of $\bar{p}p$ collisions collected by the CDF II detector. We analyze two quantities sensitive to the W helicity: the invariant mass of the charged lepton and the bottom-quark jet in the decay $t \rightarrow Wb \rightarrow \ell \nu b$ (where $\ell = e$ or μ), and the transverse momentum of the charged lepton. Constrained fits yield $F_0 = 0.74^{+0.22}_{-0.34}$, and $F_+ < 0.27$ at the 95% confidence level. These measurements are consistent with the standard model predictions.

DOI: [10.1103/PhysRevD.73.111103](https://doi.org/10.1103/PhysRevD.73.111103)

PACS numbers: 14.65.Ha, 12.15.Ji, 13.88.+e

The top quark is the most massive known elementary fermion, with $m_t \sim 175 \text{ GeV}/c^2$ [1,2]. At the Fermilab Tevatron proton-antiproton collider, with a center-of-mass energy of $\sqrt{s} = 1.96 \text{ TeV}$, most top quarks are pair-produced via the strong interaction [3,4]. However, the decay $t \rightarrow Wb$ proceeds entirely via the weak interaction. Given the $V - A$ structure of the weak interaction in the standard model (SM), in the limit of a massless bottom quark the top quark can decay to either a left-handed or

longitudinally polarized W^+ boson [5] and a bottom quark. The fraction F_0 of longitudinally polarized W bosons is enhanced due to the large coupling of the top quark to the Higgs field responsible for electroweak symmetry breaking. The leading-order SM prediction is [6]

$$F_0 \equiv \frac{\Gamma(t \rightarrow W_0 b)}{\Gamma(t \rightarrow W_0 b) + \Gamma(t \rightarrow W_{\pm} b)} = \frac{m_t^2}{2M_W^2 + m_t^2}, \quad (1)$$

where W_0 and W_{\pm} indicate longitudinally and transversely polarized W 's, respectively, and $M_W = 80.4 \text{ GeV}/c^2$ is the W boson mass [7]. For $m_t = 175 \text{ GeV}/c^2$, $F_0 = 0.70$. A deviation from this prediction could indicate non-SM physics such as large CP -violation in top-quark decays [8], as could a value for the right-handed fraction F_+ different from its SM value of $\sim 10^{-4}$ [9].

We use two observables in $t\bar{t}$ candidate events to measure the W helicity. The first is the decay angle θ^* of the charged lepton in the W decay frame, measured with respect to the top-quark direction, and the second is the transverse momentum p_T of the charged lepton. Leptons from longitudinally polarized W boson decays have a symmetric angular distribution $\propto (1 - \cos^2\theta^*)$, while left-handed W decays have an asymmetric distribution $\propto (1 - \cos\theta^*)^2$. We can approximate $\cos\theta^*$ by relating it to the invariant mass of the system composed of the b quark and the charged lepton M_{lb} :

$$\cos\theta^* = \frac{p_\ell \cdot p_b - E_\ell E_b}{|\mathbf{p}_\ell||\mathbf{p}_b|} \simeq \frac{2M_{lb}^2}{m_t^2 - M_W^2} - 1, \quad (2)$$

a variable that depends only on lab-frame momenta. The second observable, the charged lepton p_T , exploits the fact that charged leptons from left-handed W decays are preferentially emitted in the backward direction with respect to the W direction of motion, leading to a softer p_T in the lab frame, while the leptons from right-handed W 's are preferentially emitted forward and thus have a harder p_T spectrum. Longitudinal W decays represent an intermediate case. Figure 1 shows the predicted $\cos\theta^*$ and lepton p_T distributions for $m_t = 175 \text{ GeV}/c^2$, after the event selection and reconstruction described below.

A measurement of F_0 has been previously reported by the CDF Collaboration [10] using $\approx 100 \text{ pb}^{-1}$ of data from the 1992–1996 Tevatron collider run (Run I). Using the p_T technique, a value of $0.91 \pm 0.37(\text{stat}) \pm 0.13(\text{syst})$ was obtained. Using the same data set, CDF has also placed a limit on the right-handed helicity fraction of $F_+ < 0.18$ at the 95% confidence level (C.L.) with the $\cos\theta^*$ technique [11]. The D0 Collaboration has used 125 pb^{-1} of Run I data to obtain $F_0 = 0.56 \pm 0.31$ [12], and has recently reported $F_+ = 0.00 \pm 0.13(\text{stat}) \pm 0.07(\text{syst})$ [13]. Here we report measurements of F_0 and F_+ that combine the $\cos\theta^*$ and p_T techniques.

The CDF II detector [14] consists of a charged-particle tracking system in a magnetic field of 1.4 T, segmented electromagnetic and hadronic calorimeters, and muon detectors. A silicon microstrip detector provides tracking over the radial range 1.5–28 cm and is used to detect displaced secondary vertices. The fiducial region of the silicon detector covers the pseudorapidity range $|\eta| < 2$, while the central tracking system and muon chambers provide coverage for $|\eta| < 1$ [15]. For electron identification we use the calorimeter region $|\eta| < 1$, while for jet identification we use $|\eta| < 2.5$. A three-level trigger sys-

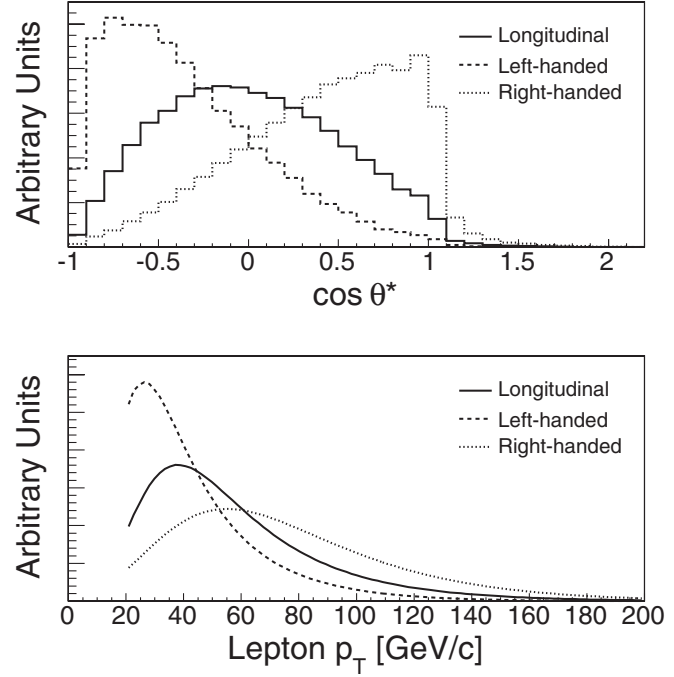


FIG. 1. Distributions of reconstructed $\cos\theta^*$ (upper plot) and lepton p_T (lower) for top-quark decays to left-handed, right-handed, and longitudinally polarized W bosons.

tem selects events with electron (muon) candidates with $E_T(p_T) > 18 \text{ GeV}$ (18 GeV/c), which form the data set for this analysis.

In the decay process $t\bar{t} \rightarrow W^+ b W^- \bar{b}$, events can be classified based on the observed number of isolated charged leptons with large transverse momentum, where a lepton signifies an electron or muon of either charge; typically these leptons come from the decay $W \rightarrow \ell \nu$. Transverse momentum for electrons from W decay is best measured at CDF using the transverse energy E_T deposited in the calorimeter, while for muons the transverse momentum p_T is measured by the tracking system. We will use the symbol p_T to denote the appropriate calorimeter- or tracking-based quantity. The 193 pb^{-1} “dilepton” sample [16] consists of events with two oppositely charged lepton candidates, each with $p_T > 20 \text{ GeV}/c$. Events in this sample are required to have missing transverse energy $\cancel{E}_T > 25 \text{ GeV}$, and two or more jets with pseudorapidity $|\eta| < 2.5$ and transverse energy $E_T > 15 \text{ GeV}$. The scalar sum of the transverse energy of the jets, leptons, and \cancel{E}_T , is required to be greater than 200 GeV. We observe 13 events in this sample, with a predicted total background from WW pairs, $Z \rightarrow \tau\tau$, the Drell-Yan process, and hadrons misidentified as leptons (“fakes”) of 2.7 ± 0.7 events. The 162 pb^{-1} “lepton plus jets” sample [17] consists of events with a single isolated lepton candidate with $p_T > 20 \text{ GeV}/c$, $\cancel{E}_T > 20 \text{ GeV}$, and three or more jets with $|\eta| < 2$ and $E_T > 15 \text{ GeV}$. To reduce backgrounds, we require that one or more jets have a displaced secondary-vertex tag, indicating that it

is consistent with the decay of a long-lived b hadron. Fifty-seven events pass the selection cuts, of which approximately 2/3 are $t\bar{t}$ events. The largest remaining backgrounds come from W plus jets events containing bottom or charm jets, QCD multijet events, and W plus light-quark events misidentified as b 's.

The p_T analysis [18] uses both samples, while the $\cos\theta^*$ analysis [19] uses the lepton plus jets sample only. In addition to the selection requirements described above, events selected for the $\cos\theta^*$ analysis are required to have a fourth jet with $E_T > 8$ GeV and $|\eta| < 2$. Thirty-seven events pass this cut. The presence of four jets allows the event to be kinematically reconstructed as a $t\bar{t}$ event [1] with the top mass constrained to 175 GeV/ c^2 , and to associate the appropriate jet to the lepton in Eq. (2). We find that 31 of the 37 events pass a cut on the fit quality, with an estimated background of 6.9 ± 0.9 events.

To create reconstructed $\cos\theta^*$ templates for $t\bar{t}$ signal events, we use the MADEVENT [20] Monte Carlo program. Hadronization and fragmentation are carried out using PYTHIA [21]. Events for the p_T analysis are generated using HERWIG [22]. In both cases, we fix the helicity in the top rest frame of one W boson, while the other W takes on values according to the SM prediction. The events are then passed through the CDF simulation and reconstruction algorithms. The lepton from the W whose helicity was fixed is used to create the templates; we find that the helicity of the other W has a negligible effect on the p_T distribution of this lepton. For the lepton plus jets sample, all backgrounds except QCD are modeled with Monte Carlo simulations. We model the QCD background using lepton plus jets events where the primary lepton is nonisolated. For the dilepton sample all but the fake background is modeled with Monte Carlo. We model the latter background using lepton plus jet events containing jets that could be misidentified as a charged lepton.

The data are fit separately to the $\cos\theta^*$ and p_T templates using likelihood functions that include a Gaussian constraint on the background, as well as corrections for trigger and event selection cuts that have helicity-dependent biases, such as those on the lepton p_T . Because the statistical power of the sample is insufficient to fit F_+ and F_0 simultaneously, we constrain F_+ to zero when fitting for F_0 ; when fitting for F_+ we constrain F_0 to 0.70. (If the tWb interaction vertex is expanded to include a $V + A$ term, F_0 is unaffected [6].) We require $\sum F_i = 1$, resulting in a one-parameter fit. The results of the fits to the various subsamples are shown in Table I. The reconstructed $\cos\theta^*$ distribution from the data and the best-fit templates are shown in Fig. 2. The observed $\cos\theta^*$ distribution extends somewhat beyond the physical range $-1 \leq \cos\theta^* \leq 1$ because the world-average top and W masses are used in Eq. (2), rather than the true event-by-event reconstructed masses, whose much larger uncertainties would unnecessarily smear the $\cos\theta^*$ distribution obtained from the M_{lb} approximation. In

TABLE I. Summary of results for the $\cos\theta^*$, p_T , and combined measurements of F_0 and F_+ . N is the number of events or leptons used in the measurement. Where two uncertainties are given the first is statistical and the second is systematic. Uncertainties on the combined measurements are the total statistical and systematic uncertainty. In obtaining the limits, the likelihood function is integrated over the physical region $[0,1]$ only.

Analysis	N	F_0	F_+
$\cos\theta^*$	31	$0.99^{+0.29}_{-0.35} \pm 0.19$	$0.23 \pm 0.16 \pm 0.08$
p_T (dilepton)	26	$-0.54^{+0.35}_{-0.25} \pm 0.16$	$-0.47 \pm 0.10 \pm 0.09$
p_T (lep + jets)	57	$0.95^{+0.35}_{-0.42} \pm 0.17$	$0.11^{+0.21}_{-0.19} \pm 0.10$
p_T (combined)	83	$0.31^{+0.37}_{-0.23} \pm 0.17$	$-0.18^{+0.14}_{-0.12} \pm 0.12$
Combined	...	$0.74^{+0.22}_{-0.34}$	$0.00^{+0.20}_{-0.19}$
95% C.L. limit	...	$<0.95, >0.18$	<0.27

the dilepton sample, the best-fit value of F_0 falls at $-0.54^{+0.35}_{-0.25}$, outside the physical range. In this case, the observed distribution of lepton p_T is softer than any component of signal or background in our model. A measured central value of -0.54 or less is expected 0.5% of the time for a true F_0 of 0.7; however the dilepton result is consistent with the lepton plus jets result at the 2σ level when the uncertainties on both measurements are properly taken into account. Moreover a previous analysis of the kinematics of these dilepton data [23] has found them to be consistent with the SM at the 1.0%–4.5% level, and measurements of the $t\bar{t}$ cross section [16] and top mass [24] in our dilepton samples are also consistent with the SM. We therefore carry out our *a priori* decision to perform a combined p_T fit to the two samples. The lepton p_T distribution for the two samples and the results of the fit are shown in Fig. 3.

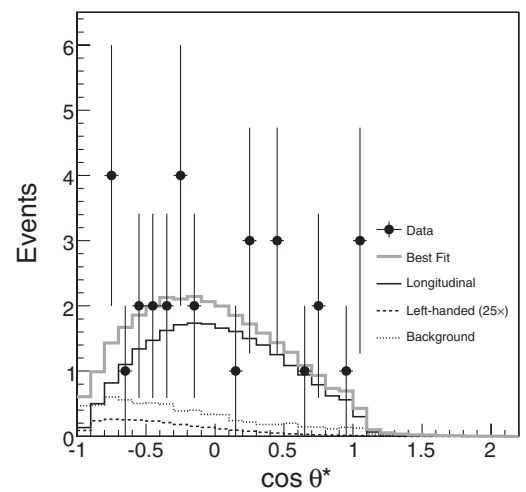


FIG. 2. The reconstructed $\cos\theta^*$ distribution for the lepton plus jets sample, overlaid with signal and background templates according to their best-fit values. The left-handed template has been scaled up by a factor of 25.

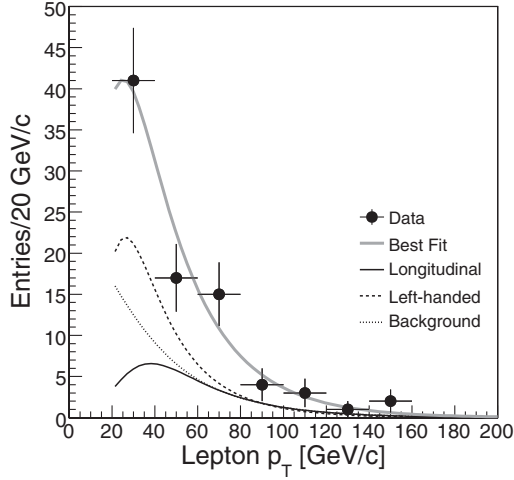


FIG. 3. Distribution of lepton p_T for the lepton plus jets and dilepton samples, overlaid with the total signal and background templates according to their best-fit values.

The dominant systematic uncertainties in the $\cos\theta^*$ and p_T analyses arise from uncertainties in the top-quark mass, the background shape and normalization, the effects of initial- and final-state radiation (ISR/FSR), and the parton distribution functions (PDFs). We determine these uncertainties by performing Monte Carlo experiments in which the systematic parameter in question is varied by $\pm 1\sigma$ and the resulting simulated data are fit to the default templates. We compare the mean F_0 or F_+ returned by the likelihood fit with the default (unfluctuated) value. The results are summarized in Table II. The sum in quadrature of all sources of systematic uncertainty leads to a final result of $F_0 = 0.99^{+0.29}_{-0.35}(\text{stat.}) \pm 0.19(\text{syst.})$ for the $\cos\theta^*$ analysis and $F_0 = 0.31^{+0.37}_{-0.23}(\text{stat.}) \pm 0.17(\text{syst.})$ for the p_T analysis.

We combine the results of the $\cos\theta^*$ and p_T analyses taking into account both the statistical and systematic correlations between the two techniques. Statistical correlations arise because the two analyses share the subset of the lepton plus jets sample that passes the fit quality cut on the top mass reconstruction. Common sources of systematic uncertainty include the top mass uncertainty and background normalizations. The correlation coefficients of ~ 0.6 are determined via Monte Carlo experiments. The

TABLE II. Summary of systematic uncertainties for the measurements of F_0 and F_+ .

Systematic Source	p_T Method		$\cos\theta^*$ Method	
	ΔF_0	ΔF_+	ΔF_0	ΔF_+
Top Mass	0.11	0.09	0.08	0.04
Bkg. Modeling	0.10	0.06	0.13	0.05
ISR/FSR	0.04	0.03	0.03	0.02
PDF	0.03	0.03	0.04	0.01
MC Statistics	0.01	<0.01	0.01	0.01
Acceptance Correction	0.02	0.01	<0.005	<0.005
Trigger Correction	0.02	0.02
Jet Energy Scale	0.09	0.04
MC Modeling	0.04	0.02
b -tagging	0.01	<0.005
Total	0.17	0.12	0.19	0.08

combined result is $F_0 = 0.74^{+0.22}_{-0.34}(\text{stat.} + \text{syst.})$. In addition, we find $F_+ = 0.00^{+0.20}_{-0.19}(\text{stat.} + \text{syst.})$ and $F_+ < 0.27$ at the 95% C.L. These results are consistent with the SM predictions of $F_0 = 0.70$, $F_+ = 0$.

We thank Tim Stelzer and Fabio Maltoni for their help with the MADEVENT calculations. We thank the Fermilab staff and the technical staffs of the participating institutions for their vital contributions. This work was supported by the U.S. Department of Energy and National Science Foundation; the Italian Istituto Nazionale di Fisica Nucleare; the Ministry of Education, Culture, Sports, Science and Technology of Japan; the Natural Sciences and Engineering Research Council of Canada; the National Science Council of the Republic of China; the Swiss National Science Foundation; the A. P. Sloan Foundation; the Bundesministerium für Bildung und Forschung, Germany; the Korean Science and Engineering Foundation and the Korean Research Foundation; the Particle Physics and Astronomy Research Council and the Royal Society, UK; the Russian Foundation for Basic Research; the Comisión Interministerial de Ciencia y Tecnología, Spain; in part by the European Community's Human Potential Programme under Contract No. HPRN-CT-2002-00292; and the Academy of Finland.

- [1] T. Affolder *et al.* (CDF Collaboration), Phys. Rev. D **63**, 032003 (2001).
- [2] V. Abazov *et al.* (D0 Collaboration), Nature (London) **429**, 638 (2004).
- [3] M. Cacciari *et al.*, J. High Energy Phys. **04** (2004) 068.
- [4] N. Kidonakis and R. Vogt, Phys. Rev. D **68**, 114014 (2003).

- [5] Charge-conjugation symmetry implies that the \bar{t} quark decays to either a longitudinally- or right-handed-polarized W^- . Throughout the remainder of this Letter, a “left-handed W ” refers to either a left-handed W^+ or a right-handed W^- .
- [6] G.L. Kane, G.A. Ladinsky, and C.-P. Yuan, Phys. Rev. D **45**, 124 (1992).

MEASUREMENT OF THE HELICITY OF W BOSONS IN ...

PHYSICAL REVIEW D **73**, 111103(R) (2006)

- [7] S. Eidelman *et al.* (Particle Data Group), Phys. Lett. B **592**, 1 (2004).
- [8] J. Cao, R. J. Oakes, F. Wang, and J. M. Yang, Phys. Rev. D **68**, 054019 (2003); E. Malkawi and C.-P. Yuan, Phys. Rev. D **50**, R4462 (1994).
- [9] M. Fischer *et al.*, Phys. Rev. D **63**, 031501(R) (2001).
- [10] T. Affolder *et al.* (CDF Collaboration), Phys. Rev. Lett. **84**, 216 (2000).
- [11] D. Acosta *et al.* (CDF Collaboration), Phys. Rev. D **71**, 031101 (2005).
- [12] V. M. Abazov *et al.* (D0 Collaboration), Phys. Lett. B **617**, 1 (2005).
- [13] V. M. Abazov *et al.* (D0 Collaboration), Phys. Rev. D **72**, 011104 (2005).
- [14] D. Acosta *et al.* (CDF II Collaboration), Phys. Rev. D **71**, 032001 (2005).
- [15] In the CDF geometry, θ is the polar angle with respect to the proton beam axis, and ϕ is the azimuthal angle. The pseudorapidity is $\eta \equiv -\ln(\tan(\theta/2))$. The transverse momentum p_T is the component of the momentum projected onto the plane perpendicular to the beam axis. The transverse energy E_T of a shower or calorimeter tower is $E \sin\theta$, where E is the energy deposited. $\cancel{E}_T \equiv -\sum_i E_{Ti} \mathbf{n}_i$, where \mathbf{n}_i is the unit vector in the azimuthal plane that points from the beam line to the i th calorimeter tower.
- [16] D. Acosta *et al.* (CDF II Collaboration), Phys. Rev. Lett. **93**, 142001 (2004).
- [17] D. Acosta *et al.* (CDF II Collaboration), Phys. Rev. D **71**, 052003 (2005).
- [18] N. Goldschmidt, Ph.D. thesis, University of Michigan [FERMILAB Report No. 2005-57, 2005 (unpublished)].
- [19] T. Vickey, Ph.D. thesis, University of Illinois [FERMILAB Report No. 2004-49, 2004 (unpublished)].
- [20] F. Maltoni and T. Stelzer, J. High Energy Phys. **02** (2003) 27.
- [21] T. Sjostrand *et al.*, Comput. Phys. Commun. **135**, 238 (2001).
- [22] G. Corcella *et al.*, J. High Energy Phys. **01** (2001) 10.
- [23] D. Acosta *et al.* (CDF II Collaboration), Phys. Rev. Lett. **95**, 022001 (2005).
- [24] A. Abulencia *et al.*, FERMILAB Report No. 05-551-E, 2005 [Phys. Rev. Lett. (to be published)].