

University of Nebraska - Lincoln

DigitalCommons@University of Nebraska - Lincoln

Kenneth Bloom Publications

Research Papers in Physics and Astronomy

11-28-2008

Search for Anomalous Wtb Couplings in Single Top Quark Production

V. M. Abazov

Joint Institute for Nuclear Research, Dubna, Russia

Kenneth A. Bloom

University of Nebraska-Lincoln, kenbloom@unl.edu

Gregory Snow

University of Nebraska-Lincoln, gsnow1@unl.edu

D0 Collaboration

Follow this and additional works at: <https://digitalcommons.unl.edu/physicsbloom>



Part of the [Physics Commons](#)

Abazov, V. M.; Bloom, Kenneth A.; Snow, Gregory; and Collaboration, D0, "Search for Anomalous Wtb Couplings in Single Top Quark Production" (2008). *Kenneth Bloom Publications*. 264.
<https://digitalcommons.unl.edu/physicsbloom/264>

This Article is brought to you for free and open access by the Research Papers in Physics and Astronomy at DigitalCommons@University of Nebraska - Lincoln. It has been accepted for inclusion in Kenneth Bloom Publications by an authorized administrator of DigitalCommons@University of Nebraska - Lincoln.

Search for Anomalous Wtb Couplings in Single Top Quark Production

V. M. Abazov,³⁶ B. Abbott,⁷⁵ M. Abolins,⁶⁵ B. S. Acharya,²⁹ M. Adams,⁵¹ T. Adams,⁴⁹ E. Aguilo,⁶ M. Ahsan,⁵⁹ G. D. Alexeev,³⁶ G. Alkhazov,⁴⁰ A. Alton,^{64,*} G. Alverson,⁶³ G. A. Alves,² M. Anastasoia,³⁵ L. S. Ancu,³⁵ T. Andeen,⁵³ B. Andrieu,¹⁷ M. S. Anzels,⁵³ M. Aoki,⁵⁰ Y. Arnoud,¹⁴ M. Arov,⁶⁰ M. Arthaud,¹⁸ A. Askew,⁴⁹ B. Åsman,⁴¹ A. C. S. Assis Jesus,³ O. Atramentov,⁴⁹ C. Avila,⁸ F. Badaud,¹³ L. Bagby,⁵⁰ B. Baldin,⁵⁰ D. V. Bandurin,⁵⁹ P. Banerjee,²⁹ S. Banerjee,²⁹ E. Barberis,⁶³ A.-F. Barfuss,¹⁵ P. Bargassa,⁸⁰ P. Baringer,⁵⁸ J. Barreto,² J. F. Bartlett,⁵⁰ U. Bassler,¹⁸ D. Bauer,⁴³ S. Beale,⁶ A. Bean,⁵⁸ M. Begalli,³ M. Biegel,⁷³ C. Belanger-Champagne,⁴¹ L. Bellantoni,⁵⁰ A. Bellavance,⁵⁰ J. A. Benitez,⁶⁵ S. B. Beri,²⁷ G. Bernardi,¹⁷ R. Bernhard,²³ I. Bertram,⁴² M. Besançon,¹⁸ R. Beuselinck,⁴³ V. A. Bezzubov,³⁹ P. C. Bhat,⁵⁰ V. Bhatnagar,²⁷ C. Biscarat,²⁰ G. Blazey,⁵² F. Blekman,⁴³ S. Blessing,⁴⁹ D. Bloch,¹⁹ K. Bloom,⁶⁷ A. Boehnlein,⁵⁰ D. Boline,⁶² T. A. Bolton,⁵⁹ E. E. Boos,³⁸ G. Borissov,⁴² T. Bose,⁷⁷ A. Brandt,⁷⁸ R. Brock,⁶⁵ G. Brooijmans,⁷⁰ A. Bross,⁵⁰ D. Brown,⁸¹ X. B. Bu,⁷ N. J. Buchanan,⁴⁹ D. Buchholz,⁵³ M. Buehler,⁸¹ V. Buescher,²² V. Bunichev,³⁸ S. Burdin,^{42,†} T. H. Burnett,⁸² C. P. Buszello,⁴³ J. M. Butler,⁶² P. Calfayan,²⁵ S. Calvet,¹⁶ J. Cammin,⁷¹ E. Carrera,⁴⁹ W. Carvalho,³ B. C. K. Casey,⁵⁰ H. Castilla-Valdez,³³ S. Chakrabarti,¹⁸ D. Chakraborty,⁵² K. M. Chan,⁵⁵ A. Chandra,⁴⁸ E. Cheu,⁴⁵ F. Chevallier,¹⁴ D. K. Cho,⁶² S. Choi,³² B. Choudhary,²⁸ L. Christofek,⁷⁷ T. Christoudias,⁴³ S. Cihangir,⁵⁰ D. Claes,⁶⁷ J. Clutter,⁵⁸ M. Cooke,⁵⁰ W. E. Cooper,⁵⁰ M. Corcoran,⁸⁰ F. Couderc,¹⁸ M.-C. Cousinou,¹⁵ S. Crépe-Renaudin,¹⁴ V. Cuplov,⁵⁹ D. Cutts,⁷⁷ M. Ćwiok,³⁰ H. da Motta,² A. Das,⁴⁵ G. Davies,⁴³ K. De,⁷⁸ S. J. de Jong,³⁵ E. De La Cruz-Burelo,⁶⁴ C. De Oliveira Martins,³ J. D. Degenhardt,⁶⁴ F. Déliot,¹⁸ M. Demarteau,⁵⁰ R. Demina,⁷¹ D. Denisov,⁵⁰ S. P. Denisov,³⁹ S. Desai,⁵⁰ H. T. Diehl,⁵⁰ M. Diesburg,⁵⁰ A. Dominguez,⁶⁷ H. Dong,⁷² T. Dorland,⁸² A. Dubey,²⁸ L. V. Dudko,³⁸ L. Duflot,¹⁶ S. R. Dugad,²⁹ D. Duggan,⁴⁹ A. Duperrin,¹⁵ J. Dyer,⁶⁵ A. Dyshkant,⁵² M. Eads,⁶⁷ D. Edmunds,⁶⁵ J. Ellison,⁴⁸ V. D. Elvira,⁵⁰ Y. Enari,⁷⁷ S. Eno,⁶¹ P. Ermolov,^{38,**} H. Evans,⁵⁴ A. Evdokimov,⁷³ V. N. Evdokimov,³⁹ A. V. Ferapontov,⁵⁹ T. Ferbel,⁷¹ F. Fiedler,²⁴ F. Filthaut,³⁵ W. Fisher,⁵⁰ H. E. Fisk,⁵⁰ M. Fortner,⁵² H. Fox,⁴² S. Fu,⁵⁰ S. Fuess,⁵⁰ T. Gadfort,⁷⁰ C. F. Galea,³⁵ C. Garcia,⁷¹ A. Garcia-Bellido,⁸² V. Gavrilov,³⁷ P. Gay,¹³ W. Geist,¹⁹ D. Gelé,¹⁹ W. Geng,^{15,65} C. E. Gerber,⁵¹ Y. Gershtein,⁴⁹ D. Gillberg,⁶ G. Ginther,⁷¹ N. Gollub,⁴¹ B. Gómez,⁸ A. Goussiou,⁸² P. D. Grannis,⁷² H. Greenlee,⁵⁰ Z. D. Greenwood,⁶⁰ E. M. Gregores,⁴ G. Grenier,²⁰ Ph. Gris,¹³ J.-F. Grivaz,¹⁶ A. Grohsjean,²⁵ S. Grünendahl,⁵⁰ M. W. Grünewald,³⁰ F. Guo,⁷² J. Guo,⁷² G. Gutierrez,⁵⁰ P. Gutierrez,⁷⁵ A. Haas,⁷⁰ N. J. Hadley,⁶¹ P. Haefner,²⁵ S. Hagopian,⁴⁹ J. Haley,⁶⁸ I. Hall,⁶⁵ R. E. Hall,⁴⁷ L. Han,⁷ K. Harder,⁴⁴ A. Harel,⁷¹ J. M. Hauptman,⁵⁷ R. Hauser,⁶⁵ J. Hays,⁴³ T. Hebbeker,²¹ D. Hedin,⁵² J. G. Hegeman,³⁴ A. P. Heinson,⁴⁸ U. Heintz,⁶² C. Hensel,^{22,§} K. Herner,⁷² G. Hesketh,⁶³ M. D. Hildreth,⁵⁵ R. Hirosky,⁸¹ J. D. Hobbs,⁷² B. Hoeneisen,¹² H. Hoeth,²⁶ M. Hohlfeld,²² S. Hossain,⁷⁵ P. Houben,³⁴ Y. Hu,⁷² Z. Hubacek,¹⁰ V. Hynek,⁹ I. Iashvili,⁶⁹ R. Illingworth,⁵⁰ A. S. Ito,⁵⁰ S. Jabeen,⁶² M. Jaffré,¹⁶ S. Jain,⁷⁵ K. Jakobs,²³ C. Jarvis,⁶¹ R. Jesik,⁴³ K. Johns,⁴⁵ C. Johnson,⁷⁰ M. Johnson,⁵⁰ A. Jonckheere,⁵⁰ P. Jonsson,⁴³ A. Juste,⁵⁰ E. Kajfasz,¹⁵ J. M. Kalk,⁶⁰ D. Karmanov,³⁸ P. A. Kasper,⁵⁰ I. Katsanos,⁷⁰ D. Kau,⁴⁹ V. Kaushik,⁷⁸ R. Kehoe,⁷⁹ S. Kermiche,¹⁵ N. Khalatyan,⁵⁰ A. Khanov,⁷⁶ A. Kharchilava,⁶⁹ Y. M. Kharzheev,³⁶ D. Khatidze,⁷⁰ T. J. Kim,³¹ M. H. Kirby,⁵³ M. Kirsch,²¹ B. Klima,⁵⁰ J. M. Kohli,²⁷ J.-P. Konrath,²³ A. V. Kozelov,³⁹ J. Kraus,⁶⁵ T. Kuhl,²⁴ A. Kumar,⁶⁹ A. Kupco,¹¹ T. Kurča,²⁰ V. A. Kuzmin,³⁸ J. Kvita,⁹ F. Lacroix,¹³ D. Lam,⁵⁵ S. Lammers,⁷⁰ G. Landsberg,⁷⁷ P. Lebrun,²⁰ W. M. Lee,⁵⁰ A. Leflat,³⁸ J. Lellouch,¹⁷ J. Li,^{78,**} L. Li,⁴⁸ Q. Z. Li,⁵⁰ S. M. Lietti,⁵ J. K. Lim,³¹ J. G. R. Lima,⁵² D. Lincoln,⁵⁰ J. Linnemann,⁶⁵ V. V. Lipaev,³⁹ R. Lipton,⁵⁰ Y. Liu,⁷ Z. Liu,⁶ A. Lobodenko,⁴⁰ M. Lokajicek,¹¹ P. Love,⁴² H. J. Lubatti,⁸² R. Luna,³ A. L. Lyon,⁵⁰ A. K. A. Maciel,² D. Mackin,⁸⁰ R. J. Madaras,⁴⁶ P. Mättig,²⁶ C. Magass,²¹ A. Magerkurth,⁶⁴ P. K. Mal,⁸² H. B. Malbouisson,³ S. Malik,⁶⁷ V. L. Malyshev,³⁶ H. S. Mao,⁵⁰ Y. Maravin,⁵⁹ B. Martin,¹⁴ R. McCarthy,⁷² A. Melnitchouk,⁶⁶ L. Mendoza,⁸ P. G. Mercadante,⁵ M. Merkin,³⁸ K. W. Merritt,⁵⁰ A. Meyer,²¹ J. Meyer,^{22,§} T. Millet,²⁰ J. Mitrevski,⁷⁰ R. K. Mommsen,⁴⁴ N. K. Mondal,²⁹ R. W. Moore,⁶ T. Moulik,⁵⁸ G. S. Muanza,²⁰ M. Mulhearn,⁷⁰ O. Mundal,²² L. Mundim,³ E. Nagy,¹⁵ M. Naimuddin,⁵⁰ M. Narain,⁷⁷ N. A. Naumann,³⁵ H. A. Neal,⁶⁴ J. P. Negret,⁸ P. Neustroev,⁴⁰ H. Nilsen,²³ H. Nogima,³ S. F. Novaes,⁵ T. Nunnemann,²⁵ V. O'Dell,⁵⁰ D. C. O'Neil,⁶ G. Obrant,⁴⁰ C. Ochando,¹⁶ D. Onoprienko,⁵⁹ N. Oshima,⁵⁰ N. Osman,⁴³ J. Osta,⁵⁵ R. Otec,¹⁰ G. J. Otero y Garzón,⁵⁰ M. Owen,⁴⁴ P. Padley,⁸⁰ M. Pangilinan,⁷⁷ N. Parashar,⁵⁶ S.-J. Park,^{22,§} S. K. Park,³¹ J. Parsons,⁷⁰ R. Partridge,⁷⁷ N. Parua,⁵⁴ A. Patwa,⁷³ G. Pawloski,⁸⁰ B. Penning,²³ M. Perfilov,³⁸ K. Peters,⁴⁴ Y. Peters,²⁶ P. Pétroff,¹⁶ M. Petteni,⁴³ R. Piegaia,¹ J. Piper,⁶⁵ M.-A. Pleier,²² P. L. M. Podesta-Lerma,^{33,‡} V. M. Podstavkov,⁵⁰ Y. Pogorelov,⁵⁵ M.-E. Pol,² P. Polozov,³⁷ B. G. Pope,⁶⁵ A. V. Popov,³⁹ C. Potter,⁶ W. L. Prado da Silva,³ H. B. Prosper,⁴⁹ S. Protopopescu,⁷³ J. Qian,⁶⁴ A. Quadt,^{22,§} B. Quinn,⁶⁶ A. Rakitine,⁴² M. S. Rangel,² K. Ranjan,²⁸ P. N. Ratoff,⁴² P. Renkel,⁷⁹ S. Reucroft,⁶³ P. Rich,⁴⁴ J. Rieger,⁵⁴ M. Rijssenbeek,⁷² I. Ripp-Baudot,¹⁹ F. Rizatdinova,⁷⁶ S. Robinson,⁴³ R. F. Rodrigues,³

M. Rominsky,⁷⁵ C. Royon,¹⁸ P. Rubinov,⁵⁰ R. Ruchti,⁵⁵ G. Safronov,³⁷ G. Sajot,¹⁴ A. Sánchez-Hernández,³³ M. P. Sanders,¹⁷ B. Sanghi,⁵⁰ G. Savage,⁵⁰ L. Sawyer,⁶⁰ T. Scanlon,⁴³ D. Schaile,²⁵ R. D. Schamberger,⁷² Y. Scheglov,⁴⁰ H. Schellman,⁵³ T. Schliephake,²⁶ S. Schlobohm,⁸² C. Schwanenberger,⁴⁴ A. Schwartzman,⁶⁸ R. Schwienhorst,⁶⁵ J. Sekaric,⁴⁹ H. Severini,⁷⁵ E. Shabalina,⁵¹ M. Shamim,⁵⁹ V. Shary,¹⁸ A. A. Shchukin,³⁹ R. K. Shivpuri,²⁸ V. Siccaldi,¹⁹ V. Simak,¹⁰ V. Sirotenko,⁵⁰ P. Skubic,⁷⁵ P. Slattey,⁷¹ D. Smirnov,⁵⁵ G. R. Snow,⁶⁷ J. Snow,⁷⁴ S. Snyder,⁷³ S. Söldner-Rembold,⁴⁴ L. Sonnenschein,¹⁷ A. Sopczak,⁴² M. Sosebee,⁷⁸ K. Soustruznik,⁹ B. Spurlock,⁷⁸ J. Stark,¹⁴ J. Steele,⁶⁰ V. Stolin,³⁷ D. A. Stoyanova,³⁹ J. Strandberg,⁶⁴ S. Strandberg,⁴¹ M. A. Strang,⁶⁹ E. Strauss,⁷² M. Strauss,⁷⁵ R. Ströhmer,²⁵ D. Strom,⁵³ L. Stutte,⁵⁰ S. Sumowidagdo,⁴⁹ P. Svoisky,⁵⁵ A. Sznajder,³ P. Tamburello,⁴⁵ A. Tanasijczuk,¹ W. Taylor,⁶ B. Tiller,²⁵ F. Tissandier,¹³ M. Titov,¹⁸ V. V. Tokmenin,³⁶ I. Torchiani,²³ D. Tsybychev,⁷² B. Tuchming,¹⁸ C. Tully,⁶⁸ P. M. Tuts,⁷⁰ R. Unalan,⁶⁵ L. Uvarov,⁴⁰ S. Uvarov,⁴⁰ S. Uzunyan,⁵² B. Vachon,⁶ P. J. van den Berg,³⁴ R. Van Kooten,⁵⁴ W. M. van Leeuwen,³⁴ N. Varelas,⁵¹ E. W. Varnes,⁴⁵ I. A. Vasilyev,³⁹ M. Vaupel,²⁶ P. Verdier,²⁰ L. S. Vertogradov,³⁶ M. Verzocchi,⁵⁰ D. Vilanova,¹⁸ F. Villeneuve-Seguiet,⁴³ P. Vint,⁴³ P. Vokac,¹⁰ E. Von Toerne,⁵⁹ M. Voutilainen,^{68,||} R. Wagner,⁶⁸ H. D. Wahl,⁴⁹ L. Wang,⁶¹ M. H. L. S. Wang,⁵⁰ J. Warchol,⁵⁵ G. Watts,⁸² M. Wayne,⁵⁵ G. Weber,²⁴ M. Weber,⁵⁰ L. Welty-Rieger,⁵⁴ A. Wenger,^{23,¶} N. Wermes,²² M. Wetstein,⁶¹ A. White,⁷⁸ D. Wicke,²⁶ G. W. Wilson,⁵⁸ S. J. Wimpenny,⁴⁸ M. Wobisch,⁶⁰ D. R. Wood,⁶³ T. R. Wyatt,⁴⁴ Y. Xie,⁷⁷ S. Yacoob,⁵³ R. Yamada,⁵⁰ W.-C. Yang,⁴⁴ T. Yasuda,⁵⁰ Y. A. Yatsunenkov,³⁶ H. Yin,⁷ K. Yip,⁷³ H. D. Yoo,⁷⁷ S. W. Youn,⁵³ J. Yu,⁷⁸ C. Zeitnitz,²⁶ S. Zelitch,⁸¹ T. Zhao,⁸² B. Zhou,⁶⁴ J. Zhu,⁷² M. Zielinski,⁷¹ D. Zieminska,⁵⁴ A. Zieminski,^{54,**} L. Zivkovic,⁷⁰ V. Zutshi,⁵² and E. G. Zverev³⁸

(D0 Collaboration)

¹Universidad de Buenos Aires, Buenos Aires, Argentina²LAFEX, Centro Brasileiro de Pesquisas Físicas, Rio de Janeiro, Brazil³Universidade do Estado do Rio de Janeiro, Rio de Janeiro, Brazil⁴Universidade Federal do ABC, Santo André, Brazil⁵Instituto de Física Teórica, Universidade Estadual Paulista, São Paulo, Brazil⁶University of Alberta, Edmonton, Alberta, Canada,

Simon Fraser University, Burnaby, British Columbia, Canada,

York University, Toronto, Ontario, Canada,

and McGill University, Montreal, Quebec, Canada

⁷University of Science and Technology of China, Hefei, People's Republic of China⁸Universidad de los Andes, Bogotá, Colombia⁹Center for Particle Physics, Charles University, Prague, Czech Republic¹⁰Czech Technical University, Prague, Czech Republic¹¹Center for Particle Physics, Institute of Physics, Academy of Sciences of the Czech Republic, Prague, Czech Republic¹²Universidad San Francisco de Quito, Quito, Ecuador¹³LPC, Université Blaise Pascal, CNRS/IN2P3, Clermont, France¹⁴LPSC, Université Joseph Fourier Grenoble 1, CNRS/IN2P3, Institut National Polytechnique de Grenoble, Grenoble, France¹⁵CPPM, Aix-Marseille Université, CNRS/IN2P3, Marseille, France¹⁶LAL, Université Paris-Sud, IN2P3/CNRS, Orsay, France¹⁷LPNHE, IN2P3/CNRS, Universités Paris VI and VII, Paris, France¹⁸CEA, Ifju, SPP, Saclay, France¹⁹IPHC, Université Louis Pasteur, CNRS/IN2P3, Strasbourg, France²⁰IPNL, Université Lyon 1, CNRS/IN2P3, Villeurbanne, France and Université de Lyon, Lyon, France²¹III. Physikalisches Institut A, RWTH Aachen University, Aachen, Germany²²Physikalisches Institut, Universität Bonn, Bonn, Germany²³Physikalisches Institut, Universität Freiburg, Freiburg, Germany²⁴Institut für Physik, Universität Mainz, Mainz, Germany²⁵Ludwig-Maximilians-Universität München, München, Germany²⁶Fachbereich Physik, University of Wuppertal, Wuppertal, Germany²⁷Panjab University, Chandigarh, India²⁸Delhi University, Delhi, India²⁹Tata Institute of Fundamental Research, Mumbai, India³⁰University College Dublin, Dublin, Ireland³¹Korea Detector Laboratory, Korea University, Seoul, Korea³²SungKyunKwan University, Suwon, Korea³³CINVESTAV, Mexico City, Mexico

- ³⁴*FOM-Institute NIKHEF and University of Amsterdam/NIKHEF, Amsterdam, The Netherlands*
³⁵*Radboud University Nijmegen/NIKHEF, Nijmegen, The Netherlands*
³⁶*Joint Institute for Nuclear Research, Dubna, Russia*
³⁷*Institute for Theoretical and Experimental Physics, Moscow, Russia*
³⁸*Moscow State University, Moscow, Russia*
³⁹*Institute for High Energy Physics, Protvino, Russia*
⁴⁰*Petersburg Nuclear Physics Institute, St. Petersburg, Russia*
⁴¹*Lund University, Lund, Sweden, Royal Institute of Technology and Stockholm University, Stockholm, Sweden, and Uppsala University, Uppsala, Sweden*
⁴²*Lancaster University, Lancaster, United Kingdom*
⁴³*Imperial College, London, United Kingdom*
⁴⁴*University of Manchester, Manchester, United Kingdom*
⁴⁵*University of Arizona, Tucson, Arizona 85721, USA*
⁴⁶*Lawrence Berkeley National Laboratory and University of California, Berkeley, California 94720, USA*
⁴⁷*California State University, Fresno, California 93740, USA*
⁴⁸*University of California, Riverside, California 92521, USA*
⁴⁹*Florida State University, Tallahassee, Florida 32306, USA*
⁵⁰*Fermi National Accelerator Laboratory, Batavia, Illinois 60510, USA*
⁵¹*University of Illinois at Chicago, Chicago, Illinois 60607, USA*
⁵²*Northern Illinois University, DeKalb, Illinois 60115, USA*
⁵³*Northwestern University, Evanston, Illinois 60208, USA*
⁵⁴*Indiana University, Bloomington, Indiana 47405, USA*
⁵⁵*University of Notre Dame, Notre Dame, Indiana 46556, USA*
⁵⁶*Purdue University Calumet, Hammond, Indiana 46323, USA*
⁵⁷*Iowa State University, Ames, Iowa 50011, USA*
⁵⁸*University of Kansas, Lawrence, Kansas 66045, USA*
⁵⁹*Kansas State University, Manhattan, Kansas 66506, USA*
⁶⁰*Louisiana Tech University, Ruston, Louisiana 71272, USA*
⁶¹*University of Maryland, College Park, Maryland 20742, USA*
⁶²*Boston University, Boston, Massachusetts 02215, USA*
⁶³*Northeastern University, Boston, Massachusetts 02115, USA*
⁶⁴*University of Michigan, Ann Arbor, Michigan 48109, USA*
⁶⁵*Michigan State University, East Lansing, Michigan 48824, USA*
⁶⁶*University of Mississippi, University, Mississippi 38677, USA*
⁶⁷*University of Nebraska, Lincoln, Nebraska 68588, USA*
⁶⁸*Princeton University, Princeton, New Jersey 08544, USA*
⁶⁹*State University of New York, Buffalo, New York 14260, USA*
⁷⁰*Columbia University, New York, New York 10027, USA*
⁷¹*University of Rochester, Rochester, New York 14627, USA*
⁷²*State University of New York, Stony Brook, New York 11794, USA*
⁷³*Brookhaven National Laboratory, Upton, New York 11973, USA*
⁷⁴*Langston University, Langston, Oklahoma 73050, USA*
⁷⁵*University of Oklahoma, Norman, Oklahoma 73019, USA*
⁷⁶*Oklahoma State University, Stillwater, Oklahoma 74078, USA*
⁷⁷*Brown University, Providence, Rhode Island 02912, USA*
⁷⁸*University of Texas, Arlington, Texas 76019, USA*
⁷⁹*Southern Methodist University, Dallas, Texas 75275, USA*
⁸⁰*Rice University, Houston, Texas 77005, USA*
⁸¹*University of Virginia, Charlottesville, Virginia 22901, USA*
⁸²*University of Washington, Seattle, Washington 98195, USA*
(Received 10 July 2008; published 25 November 2008)

In 0.9 fb^{-1} of $p\bar{p}$ collisions, the D0 Collaboration presented evidence for single top quark production in events with an isolated lepton, missing transverse momentum, and two to four jets. We examine these data to study the Lorentz structure of the Wtb coupling. The standard model predicts a left-handed vector coupling at the Wtb vertex. The most general lowest dimension, CP -conserving Lagrangian admits right-handed vector and left- or right-handed tensor couplings as well. We find that the data prefer the left-handed vector coupling and set upper limits on the anomalous couplings. These are the first direct constraints on a general Wtb interaction and the first direct limits on left- and right-handed tensor couplings.

Recently, we presented evidence for single top quark production in $p\bar{p}$ collisions at $\sqrt{s} = 1.96$ TeV [1] based on 0.9 fb^{-1} of data collected using the D0 detector [2] at the Fermilab Tevatron collider. In this Letter, we report an extension of this analysis using the same data set and similar analysis tools to study the consistency of this excess with different hypotheses for the couplings involved in single top quark production. This is the first time such a test has been carried out.

The standard model (SM) has been extraordinarily successful in describing the data taken at the energies of present colliders. However, we know that the electroweak symmetry breaking sector of the SM gives rise to many unanswered questions, making a strong case for new physics beyond the SM. This new physics can manifest itself in the production of new particles or in corrections to SM processes that change the effective couplings of SM particles. The interactions between quarks and gauge bosons have been measured precisely at the CERN Large Electron Positron collider [3] except for the top quark, which was not kinematically accessible. The large mass of the top quark has prompted speculation that the top quark may play a special role in the mechanism of electroweak symmetry breaking and thus have nonstandard interactions with weak gauge bosons. We can probe the interactions of top quarks with W bosons via measurements of single top quark production and top quark decays in $t\bar{t}$ production, each yielding complementary information [4].

At the Tevatron, the dominant modes of single top quark production are s -channel and t -channel production. We use the notation “ tb ” for the sum of the s -channel processes $t\bar{b}$ and $\bar{t}b$ and “ tqb ” for the sum of the t -channel processes $tq\bar{b}$ and $\bar{t}q b$. We assume that single top quark production proceeds exclusively through W boson exchange. Therefore, extensions of the SM in which single top quarks are produced via flavor-changing neutral current interactions [5] or the exchange of new massive scalar [6] or vector bosons [7] are not considered here. We further assume that $|V_{td}|^2 + |V_{ts}|^2 \ll |V_{tb}|^2$, i.e., the Wtb vertex dominates top quark production and decay [8]. Finally, we assume that the Wtb vertex is CP -conserving.

The most general, lowest dimension, CP -conserving, Lagrangian for the Wtb vertex is [9]

$$\begin{aligned} \mathcal{L} = & \frac{g}{\sqrt{2}} W_{\mu}^{-} \bar{b} \gamma^{\mu} (f_1^L P_L + f_1^R P_R) t \\ & - \frac{g}{\sqrt{2} M_W} \partial_{\nu} W_{\mu}^{-} \bar{b} \sigma^{\mu\nu} (f_2^L P_L + f_2^R P_R) t + \text{H.c.}, \quad (1) \end{aligned}$$

where M_W is the mass of W boson, $P_L = (1 - \gamma_5)/2$ is the left-handed projection operator, and $P_R = (1 + \gamma_5)/2$ is the right-handed projection operator. In the SM the values of the form factors are $f_1^L \approx 1$ and $f_2^L = f_1^R = f_2^R = 0$. In

this case the predicted cross section for single top quark production is $2.9 \pm 0.3 \text{ pb}$ [10].

The presence of anomalous couplings can change angular distributions and event kinematics as demonstrated by the p_T spectrum of the charged lepton from the decay of the top quark in Fig. 1. Such differences can be used to distinguish these couplings [11,12]. The magnitude of the right-handed vector coupling and tensor couplings can be indirectly constrained by the measurement of the $b \rightarrow s\gamma$ branching fraction [13]. Direct constraints on the combination of several couplings can be obtained from the measurement of the W boson helicity in top quark decays [14]. The predicted single top quark production cross sections for the s and t channels combined are $2.7 \pm 0.3 \text{ pb}$ if $f_1^R = 1$ and $10.4 \pm 1.4 \text{ pb}$ if $f_2^L = 1$ or $f_2^R = 1$, and the other couplings vanish [11]. In these scenarios the ratio of the s - and t -channel cross section is approximately 1:2 and 6:1, respectively.

Ideally, we would like to set limits on all four couplings $f_1^L, f_2^L, f_1^R,$ and f_2^R simultaneously. This, however, requires more data than are currently available. We therefore look at two couplings at a time and assume that the other two are negligible. We consider three cases in which we allow the left-handed vector coupling f_1^L and any one of the three nonstandard couplings to be nonzero. We refer to these as (L_1, L_2) , (L_1, R_1) , and (L_1, R_2) .

We look for events in which the top quark decays to a W boson and a b quark, followed by the decay of the W boson to an electron or a muon and a neutrino. To enhance the signal content of the selected data sample, one or two of the jets are required to be b tagged, i.e., identified as originat-

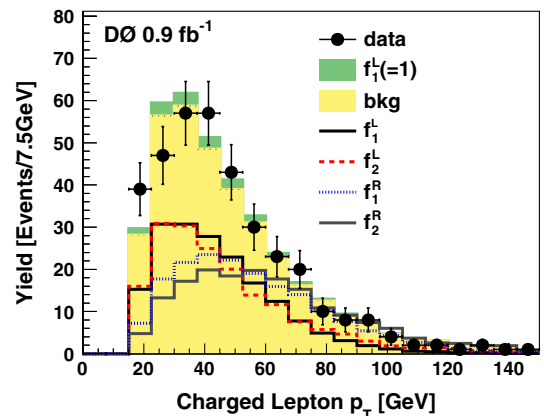


FIG. 1 (color online). Charged lepton p_T spectrum from data and expectation for SM single top production plus background for events with two jets and one b -tagged jet. Superimposed are the distributions from single top quark production with different couplings (all other couplings set to zero) normalized to 10 times the SM single top quark cross section.

ing from b hadrons [15]. For details of the selection criteria and background modeling, see [1].

We model the single top quark signal using the COMPHEP-SINGLETOP Monte Carlo event generator [16], and the anomalous Wtb couplings are considered in both production and decay in the generated signal samples. The event kinematics for both the s channel and the t channel reproduce distributions from next-to-leading-order calculations [10]. The decay of the top quark and the resulting W boson are carried out in the SINGLETOP generator in order to preserve the information about the spin of the particles. PYTHIA [17] is used to add the underlying event, initial, and final-state radiation and for hadronization. The top quark mass is set to 175 GeV, and the CTEQ6L1 parton distribution functions [18] are used.

Background contributions from $W + \text{jets}$ and $t\bar{t}$ production are simulated using the ALPGEN leading-order Monte Carlo event generator [19] interfaced to PYTHIA. A parton-jet matching algorithm [20] is used to avoid double counting. The response of the D0 detector to the Monte Carlo events is simulated using GEANT [21]. Simulated events are processed through the same reconstruction software used for data, and efficiencies and resolutions are corrected to match the performance of the reconstruction for data. The $t\bar{t}$ background is normalized using the theoretical cross section [22]. The multijet background, which arises from events in which a jet is misidentified as an isolated electron or muon, is modeled using events from data containing lepton candidates failing the isolation requirements and that otherwise resemble the signal events.

To increase the search sensitivity, we divide our data into 12 independent analysis channels based on the lepton (e or μ), jet multiplicity (2, 3, or 4), and number of b tagged jets (1 or 2). The $W + \text{jets}$ background is normalized such that the number of events predicted by the simulation agrees with the number of events observed in each analysis channel before b tagging is applied.

After all cuts, we select 1398 b tagged lepton + jets events, which we expect to contain 62 ± 13 single top quark events, 348 ± 80 $t\bar{t}$ events, 849 ± 222 $W + \text{jets}$

events, and 202 ± 48 multijet events. A detailed breakdown of the sample composition in each channel is given in Ref. [1]. Within each channel, the signal efficiency of the complete selection does not depend strongly on the assumed Wtb coupling. The selection efficiencies for signal with different Wtb couplings vary between $(1.07 \pm 0.15)\%$ and $(1.52 \pm 0.16)\%$ for tb events with 1 b tag, between $(0.86 \pm 0.13)\%$ and $(1.14 \pm 0.14)\%$ for tqb events with 1 b tag, between $(0.40 \pm 0.08)\%$ and $(0.60 \pm 0.10)\%$ for tb events with 2 b tags, and between $(0.07 \pm 0.01)\%$ and $(0.10 \pm 0.02)\%$ for tqb events with 2 b tags.

Systematic uncertainties in the signal and background models are described in detail in Ref. [1]. The dominant contributions to the uncertainties in the background estimate come from: the normalization of the $t\bar{t}$ background (18%), which includes the top quark mass uncertainty; the normalization of the $W + \text{jets}$ and multijets backgrounds to data (17%–27%), which includes the uncertainty in the fraction of events with heavy flavor production; and the b -tagging efficiencies (12%–17% for double-tagged events). The uncertainties from the jet energy scale corrections (1%–20%) and the b tagging probabilities affect both the shape and normalization of the simulated distributions. All other components contribute at the level of a few percent.

We use boosted decision trees [23,24] to discriminate between the single top quark signal and background. For training, we divide our data into only four independent analysis channels defined by lepton flavor and b tag multiplicity. Each channel contains events with 2, 3, or 4 jets. For each of the three coupling scenarios, the signal samples consist of a sample of events generated with left-handed vector coupling set to one, i.e., with SM coupling, and a sample of events generated with the nonstandard coupling set to one and all other couplings set to zero. The background sample consists of events from all background sources in proportions according to the background model described above.

We use 50 variables in the training: the 49 variables that were used in Ref. [1] plus the lepton p_T which helps distinguish the signals with different couplings, as can be

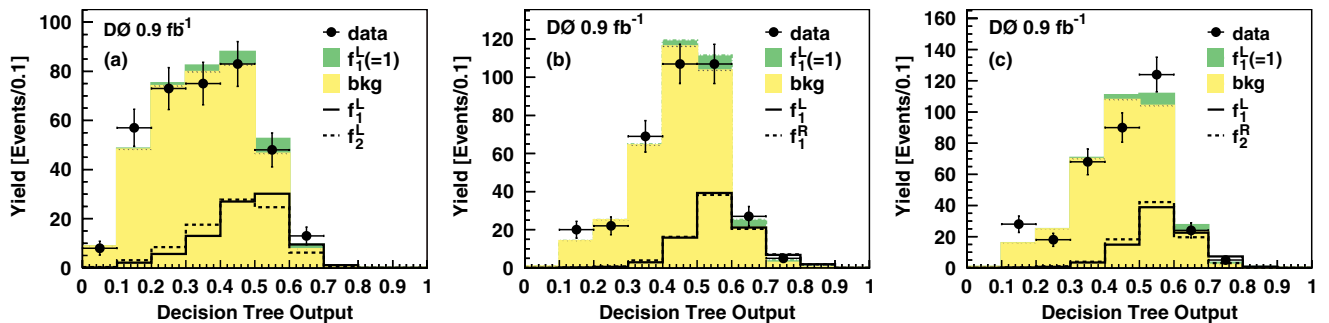


FIG. 2 (color online). Boosted decision tree output distributions for data and sum of the SM signal and backgrounds for events with two jets and one b -tagged jet for (a) the (L_1, L_2) scenario, (b) the (L_1, R_1) scenario, and (c) the (L_1, R_2) scenario. Superimposed are the distributions for the single top quark signals with different couplings normalized to 5 times the SM single top quark cross section.

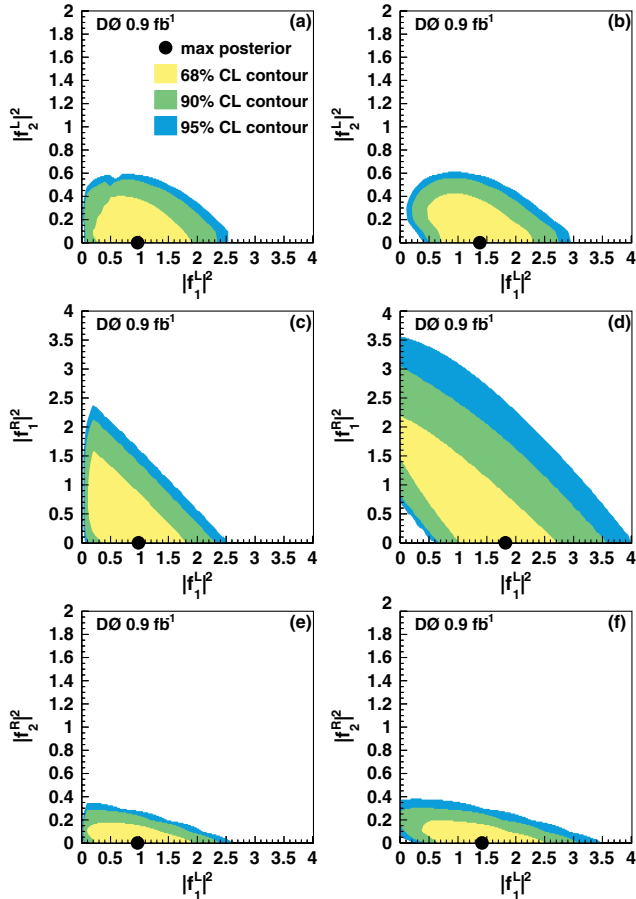


FIG. 3 (color online). Plots of the two-dimensional posterior probability density for the anomalous couplings. The plots on the left show the expectation for left-handed vector couplings, and the plots on the right show the observed posterior from our data. The upper row (a),(b) shows the plots for the (L_1, L_2) scenario, the middle row (c),(d) for the (L_1, R_1) scenario, and the bottom row (e),(f) for the (L_1, R_2) scenario.

seen in Fig. 1. The variables describe individual object kinematics, global event kinematics, and angular correlations. The boosted decision trees produce a continuous output distribution ranging from zero to one, with background tending closer to zero and signal tending closer to one. Figure 2 shows representative output distributions for the data and the sum of the SM signal and backgrounds for the electron channel with two jets and one b -tagged jet in each of the three anomalous coupling scenarios.

We use Bayesian statistics [25] to compare the output distribution of the decision trees from data to the expectations for single top quark production, taking all systematic uncertainties and their correlations into account. For any pair of values of the two couplings that are considered nonzero, we compute the expected output distribution by superimposing the distributions from the two signal samples with the nonstandard coupling and from the background samples in the appropriate proportions. In the case of the (L_1, L_2) scenario, the two amplitudes interfere, and

TABLE I. Measured values of the total cross section for single top production and one-dimensional limits on Wtb couplings in the three scenarios.

Scenario	Cross section	Coupling
(L_1, L_2)	$4.4^{+2.3}_{-2.5}$ pb	$ f_1^L ^2 = 1.4^{+0.6}_{-0.5}$ $ f_2^L ^2 < 0.5$ at 95% C.L.
(L_1, R_1)	$5.2^{+2.6}_{-3.5}$ pb	$ f_1^L ^2 = 1.8^{+1.0}_{-1.3}$ $ f_1^R ^2 < 2.5$ at 95% C.L.
(L_1, R_2)	$4.5^{+2.2}_{-2.2}$ pb	$ f_1^L ^2 = 1.4^{+0.9}_{-0.8}$ $ f_2^R ^2 < 0.3$ at 95% C.L.

we use a superposition of three signal samples: one with left-handed vector couplings, one with the left-handed tensor coupling only set to one, and one with both couplings set to one to take into account the effect of the interference. We then compute a likelihood as a product over all bins and channels. Here we use 12 channels defined by lepton flavor, b tag multiplicity, and jet multiplicity (2, 3, or 4). We assume Poisson distributions for the observed counts and flat non-negative prior probabilities for the signal cross sections. The prior for the combined signal acceptance and background yields is modeled with a multivariate Gaussian describing the effect of systematic uncertainties, including correlations.

A two-dimensional posterior probability density is computed as a function of $|f_1^L|^2$ and $|f_X|^2$, where f_X is any of the other three nonstandard couplings, in each channel. These probability distributions are shown in Fig. 3. We quote the values of the couplings that maximize the two-dimensional likelihood as our measurements. In all three scenarios we measure zero for the right-handed vector and left- and right-handed tensor couplings. We compute 95% C.L. upper limits on these couplings by integrating out the left-handed vector coupling to get a one-dimensional posterior probability density. The measured values are given in Table I. The data favor the left-handed vector hypothesis over the alternative hypotheses.

In summary, we have studied the excess observed in 0.9 fb^{-1} of D0 data in the search for single top quark production. We attribute this excess to single top quark production and study its consistency with different hypotheses for the structure of the Wtb coupling and find that the data prefer the left-handed vector coupling over the alternative hypotheses studied. These are the first direct constraints on a general Wtb interaction and the first direct limits on left- and right-handed tensor couplings.

We thank the staffs at Fermilab and collaborating institutions and acknowledge support from the DOE and NSF (USA); CEA and CNRS/IN2P3 (France); FASI, Rosatom, and RFBR (Russia); CNPq, FAPERJ, FAPESP, and FUNDUNESP (Brazil); DAE and DST (India); Colciencias (Colombia); CONACyT (Mexico); KRF and KOSEF (Korea); CONICET and UBACyT (Argentina);

FOM (The Netherlands); STFC (United Kingdom); MSMT and GACR (Czech Republic); CRC Program, CFI, NSERC, and WestGrid Project (Canada); BMBF and DFG (Germany); SFI (Ireland); The Swedish Research Council (Sweden); CAS and CNSF (China); and the Alexander von Humboldt Foundation (Germany).

*Visitor from Augustana College, Sioux Falls, SD, USA.

†Visitor from The University of Liverpool, Liverpool, United Kingdom.

‡Visitor from ECFM, Universidad Autonoma de Sinaloa, Culiacán, Mexico.

§Visitor from II. Physikalisches Institut, Georg-August-University, Göttingen, Germany.

||Visitor from Helsinki Institute of Physics, Helsinki, Finland.

¶Visitor from Universität Zürich, Zürich, Switzerland.

**Deceased.

- [1] V. M. Abazov *et al.* (D0 Collaboration), Phys. Rev. Lett. **98**, 181802 (2007); Phys. Rev. D **78**, 012005 (2008).
- [2] V. M. Abazov *et al.* (D0 Collaboration), Nucl. Instrum. Methods Phys. Res., Sect. A **565**, 463 (2006).
- [3] The LEP Collaborations and the LEP Electroweak Working Group, Report No. LEPEWWG/2007-01.
- [4] For example, T. Tait and C.-P. Yuan, Phys. Rev. D **63**, 014018 (2000).
- [5] V. M. Abazov *et al.* (D0 Collaboration), Phys. Rev. Lett. **99**, 191802 (2007).
- [6] V. M. Abazov *et al.* (D0 Collaboration), arXiv:0807.0859 [Phys. Rev. Lett. (to be published)].
- [7] V. M. Abazov *et al.* (D0 Collaboration), Phys. Rev. Lett. **100**, 211803 (2008).
- [8] T. Affolder *et al.* (CDF Collaboration), Phys. Rev. Lett. **86**, 3233 (2001); D. Acosta *et al.* (CDF Collaboration), Phys. Rev. Lett. **95**, 102002 (2005); V. M. Abazov *et al.* (D0 Collaboration), Phys. Lett. B **639**, 616 (2006).
- [9] G. L. Kane, G. A. Ladinsky, and C.-P. Yuan, Phys. Rev. D **45**, 124 (1992).
- [10] Z. Sullivan, Phys. Rev. D **70**, 114012 (2004).
- [11] E. Boos, L. Dudko, and T. Ohl, Eur. Phys. J. C **11**, 473 (1999).
- [12] D. O. Carlson, E. Malkawi, and C.-P. Yuan, Phys. Lett. B **337**, 145 (1994); E. Malkawi and C.-P. Yuan, Phys. Rev. D **50**, 4462 (1994); A. P. Heinson, A. S. Belyaev, and E. Boos, Phys. Rev. D **56**, 3114 (1997).
- [13] F. Larios, M. A. Perez, and C.-P. Yuan, Phys. Lett. B **457**, 334 (1999); G. Burdman, M. C. Gonzales-Garcia, and S. F. Novaes, Phys. Rev. D **61**, 114016 (2000), and references therein.
- [14] V. M. Abazov *et al.* (D0 Collaboration), Phys. Rev. Lett. **100**, 062004 (2008).
- [15] T. Scanlon, Ph.D. thesis, Imperial College, University of London [Fermilab Report No. FERMILAB-THESIS-2006-43].
- [16] E. Boos *et al.*, Phys. At. Nucl. **69**, 1317 (2006); E. Boos *et al.* (CompHEP Collaboration), Nucl. Instrum. Methods Phys. Res., Sect. A **534**, 250 (2004).
- [17] T. Sjöstrand *et al.*, arXiv:hep-ph/0308153; we used PYTHIA version 6.323.
- [18] J. Pumplin *et al.*, J. High Energy Phys. 07 (2002) 012; D. Stump *et al.*, J. High Energy Phys. 10 (2003) 046.
- [19] M. L. Mangano *et al.*, J. High Energy Phys. 07 (2003) 001; we used ALPGEN version 2.05.
- [20] M. L. Mangano *et al.*, J. High Energy Phys. 01 (2007) 013.
- [21] R. Brun and F. Carminati, CERN Program Library Long Writeup Report No. W5013, 1993 (unpublished).
- [22] N. Kidonakis and R. Vogt, Phys. Rev. D **68**, 114014 (2003).
- [23] L. Breiman *et al.*, *Classification and Regression Trees* (Wadsworth, Stamford, 1984).
- [24] Y. Freund and R. E. Schapire, in *Machine Learning: Proceedings of the Thirteenth International Conference*, edited by L. Saitta (Morgan Kaufmann, San Francisco, 1996), p. 148.
- [25] I. Bertram *et al.*, Fermilab Report No. FERMILAB-TM-2104, 2000.