

9-2018

## Reformatting Files: Let's Talk About It

Blake Graham  
blake.graham@unl.edu

Follow this and additional works at: <http://digitalcommons.unl.edu/librarianscience>



Part of the [Library and Information Science Commons](#)

---

Graham, Blake, "Reformatting Files: Let's Talk About It" (2018). *Faculty Publications, UNL Libraries*. 369.  
<http://digitalcommons.unl.edu/librarianscience/369>

This Article is brought to you for free and open access by the Libraries at University of Nebraska-Lincoln at DigitalCommons@University of Nebraska - Lincoln. It has been accepted for inclusion in Faculty Publications, UNL Libraries by an authorized administrator of DigitalCommons@University of Nebraska - Lincoln.

# Reformatting Files

## *Let's Talk About It*

Blake Graham  
September 2018



# Discussion Topics

- **File Format Types**
- **Reformatting Techniques**

The background is a solid orange color. In the top-left corner, there are three vertical bars of varying heights, each composed of several overlapping semi-transparent orange circles. In the bottom-right corner, there are four vertical bars of increasing height from left to right, each also composed of several overlapping semi-transparent orange circles.

# File Format Types



## Compressed or “Lossy”

- Removes data within a file that is considered unessential to viewing
- Example of long-term loss:  
[LINK TO FILE](#)

## Uncompressed or “Lossless”

- Will retain all raw information within a file.



## Open File Formats

- Public and community supported (internationally)
- Interpretable by many different kinds of software

## Proprietary File Formats

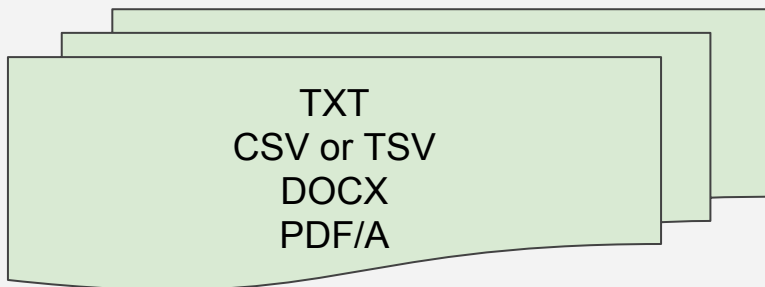
- Maintained by commercial entities
- Software dependent



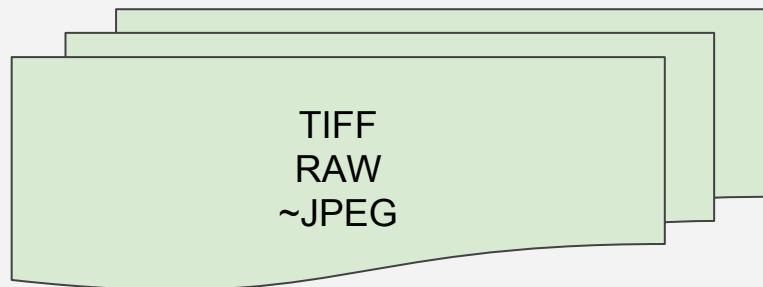
# Preservation File Formats



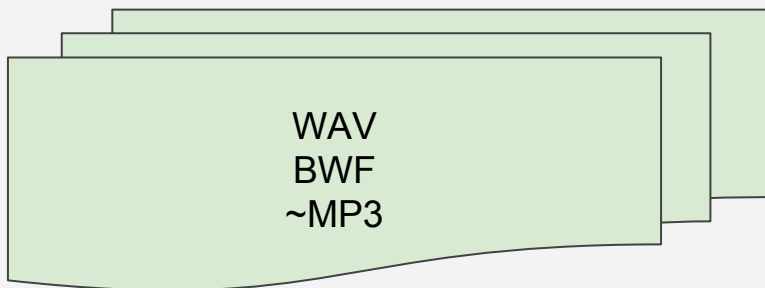
## Text/Documents



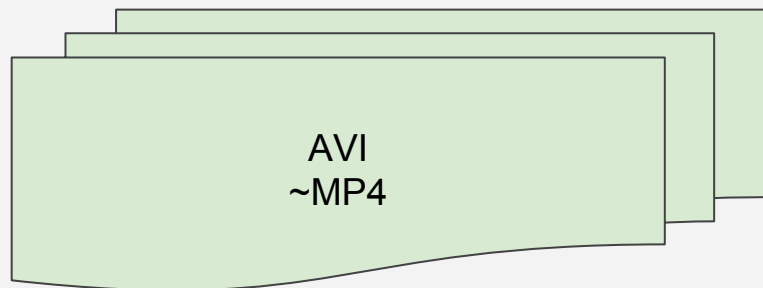
## Images



## Audio



## Video





The background is a solid orange color. In the top-left corner, there are three vertical bars of varying heights, each composed of several overlapping semi-transparent orange circles. In the bottom-right corner, there are four vertical bars of increasing height from left to right, each also composed of several overlapping semi-transparent orange circles.

# Tools and Techniques



# Images

MyMorph

<https://ceb.nlm.nih.gov/projects/mymorph/>



Adobe Photoshop CC



# Document



Microsoft Word



Adobe Acrobat Pro



# Audio



<https://www.audacityteam.org/>



Adobe Audition CC



# Video




Handbrake

<https://handbrake.fr/>

# Websites and Email



Yahoo  
Outlook  
Hotmail  
AOL



# Other Thoughts

- *Organize as you go*
- *3-2-1 Rule*

# Questions?



**THANK YOU!**

**Blake Graham**

**[blake.graham@unl.edu](mailto:blake.graham@unl.edu)**

**402-472-3817**