

University of Nebraska - Lincoln

DigitalCommons@University of Nebraska - Lincoln

Nebraska Tractor Tests

Tractor Test and Power Museum, The Lester F.
Larsen

January 1953

Parts Catalogue: Case VAI

Nebraska Tractor Test Lab

University of Nebraska-Lincoln, tractortestlab@unl.edu


Follow this and additional works at: <https://digitalcommons.unl.edu/tractormuseumlit>



Part of the [Energy Systems Commons](#), [History of Science, Technology, and Medicine Commons](#), [Other Mechanical Engineering Commons](#), [Physical Sciences and Mathematics Commons](#), [Science and Mathematics Education Commons](#), and the [United States History Commons](#)

Nebraska Tractor Test Lab, "Parts Catalogue: Case VAI" (1953). *Nebraska Tractor Tests*. 457.
<https://digitalcommons.unl.edu/tractormuseumlit/457>

This Article is brought to you for free and open access by the Tractor Test and Power Museum, The Lester F. Larsen at DigitalCommons@University of Nebraska - Lincoln. It has been accepted for inclusion in Nebraska Tractor Tests by an authorized administrator of DigitalCommons@University of Nebraska - Lincoln.



CASE

"VAI" TRACTOR

PARTS CATALOG

No. R. I. D59



J. I. CASE CO • RACINE, WISCONSIN • U.S.A.

IMPORTANT

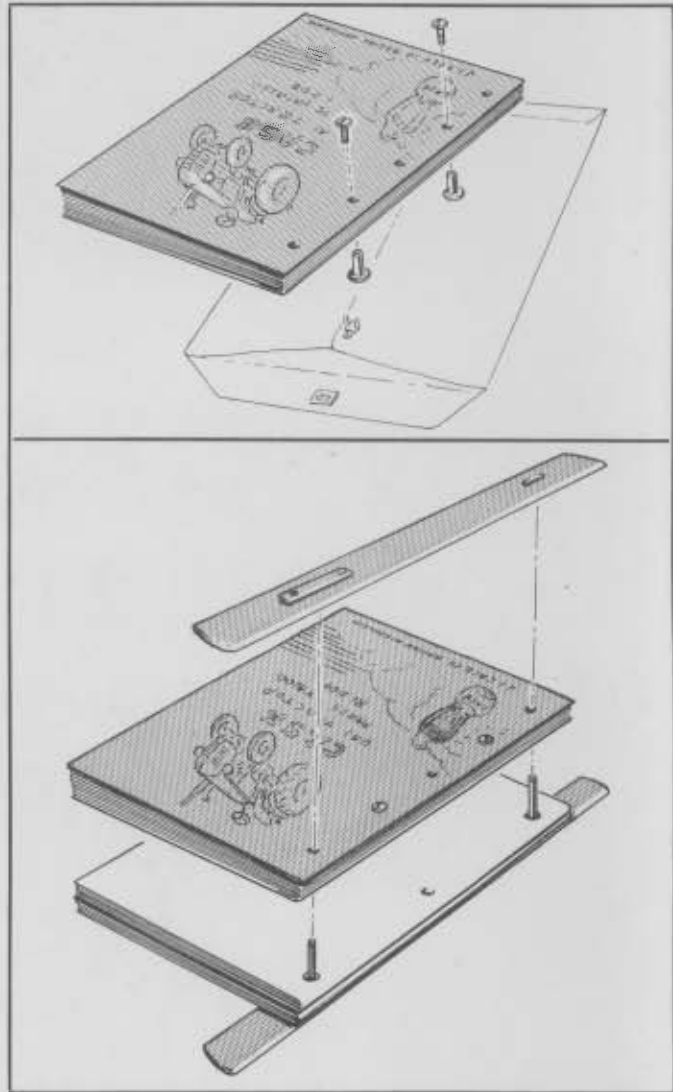
This is your copy of "Parts Catalog — RI-D59, Case Model VAI Tractor." This catalog covers the Model VAI Tractor, its accessories and extra equipment.

You will notice several distance changes in the format of this catalog, from previous editions, which we hope will be of help to your Parts Department.

USING THE CATALOG: Remove catalog, cover and two screw posts from envelope. If you intend using it as a desk reference, insert screw posts in top and bottom holes. If you prefer using the catalog in the counter rack, insert screw posts in second and fourth holes, leaving the other three holes open for the rack, as shown.

The contents of this catalog are grouped slightly different than in previous "VAI" Parts Catalogs. For instance, all engine parts are in sequence and located in the front of the catalog. Sheet metal parts are all grouped together as are clutch and torque tube, transmission brakes and final drive, steering and hydraulics. You will find all extra equipment and attachments for this tractor are located at the rear of the catalog.

For speedy location of part numbers, the numerical index is still to be found in the last few pages of this catalog.



INSERTING PAGES:

- (a) Date Marks: These marks are located in the lower inside corner of each page (RI-D59-12-54). This means, the page is for Catalog RI-D59, dated December, 1954. Always insert the newest page and discard the older one unless the page number carries a suffix letter.
- (b) Page Numbers. If you receive an insert page having a page number followed by a letter, (26-A), insert this new page "just behind" page 26 in your catalog, as additional information.

We sincerely hope you will keep this catalog current by inserting new pages as soon as you receive them. An up-to-date Parts Catalog can really save time and money for both you and your customer.

"VAI" TRACTOR - PARTS CATALOG



DO NOT ORDER PARTS FROM THE ILLUSTRATION ONLY. REFER TO THE LIST ALSO.

"VAI" TRACTOR - PARTS CATALOG

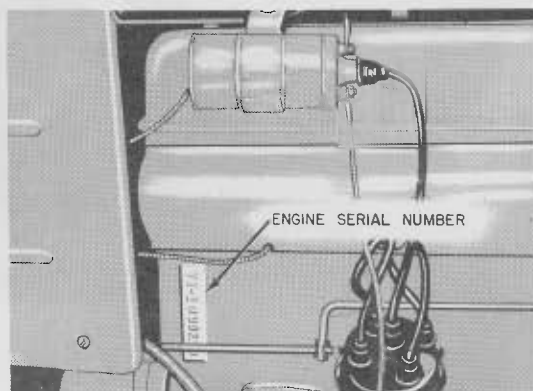
TRACTOR AND ENGINE SERIAL NUMBERS

Case "VA" Series engines are built, not only for tractors, but for use in combines, power units, etc. Therefore, no direct relationship can be maintained between serial numbers of either the tractor or the engine.

When ordering parts for a "VA" Series tractor, it is important to know **both** serial numbers. The **tractor** serial number is stamped on the name plate fastened to the tractor, "dash," instrument panel. The engine serial number is stamped on a raised boss, located on the right side of the block.



Tractor Serial Number



Engine Serial Number

Therefore, when using this catalog, notice the reference to (engine or tractor) serial numbers, listed in the "description" copy. By referring to the correct serial numbers, proper parts identification will be assured.

To determine the sequence in which any particular "VA" Series engine was manufactured, refer to the chart below. The first number listed indicates the serial marking used on engines in the first "VA" series tractors manufactured. Changes in series marking, follow in chronological order.

VA-124 A — (4 or 5 digit number)	}	— Manufactured for J. I. Case Company by Continental Motors Corporation.
VA-124 B — (4 or 5 digit number)		
VA-124 C — (4 or 5 digit number)		
VAA — 10,000		
VAB — 12,908		
VAC — 22,883		
A — 4700001 — — — — —	}	— Manufactured by J. I. Case Company, Rock Island, Illinois
72 — B — 11914		
72C — 09131	}	— Current marking system for engine assemblies manufactured by J. I. Case Company, Rock Island, Illinois
72D — (5 digit number)		
72E — (5 digit number)		
72F — (5 digit number)		
72G — (5 digit number) etc.		

The current system for marking as indicated above uses a two digit number with a letter followed by a dash and a five digit number. Example 72G — 11222.

The number 72 indicates that this is a VTA-1072 engine assembly. The engine serial number of a VTA-1073 engine assembly manufactured in the same sequence would read 73G — (5 digit number). It can, therefore, be seen that the letter indicates the sequence and the two digit number in the prefix indicates the type of engine.

"VAI" TRACTOR - PARTS CATALOG

ALPHABETICAL INDEX

	Page No.		Page No.
A		L	
Adapter, Magneto	13	Instrument Panel	46
Air Cleaner	28	Intake Pipe, Air	28
Arms, Draft	78		
Arms, Lift	78	M	
Axle, Front	50, 52	Lever, Control, Double Control	92, 93
Axle, Rear	74	Lever, Control, Single Control	100
		Lift Links, Eagle Hitch	78
B		Link, Turnbuckle Adjusting	77
Belt Pulley	103	Lugs, Wheel	76
Belt Pulley Attachment	103		
Brake Pedals	70, 72	O	
Brakes, Band Type	72	Magneto	38
Brakes, Disk Type	70	Magneto Adapter	13
		Manifolds, Gasoline	14
C		Manifolds, Low-Cost Fuel	15
Camshaft	11	Muffler	14
Carburetor	16 to 23		
Choke Control	29	P	
Clutch, Engine	61	Pistons	10
Connecting Rods	10	Power Take-Off	104
Control, Double Acting	88, 90	Push Rods	11
Coupler, Automatic	107		
Crankshaft	8, 10	R	
Crank, Starting	45	Radiator	33
Cylinder Block	7	Radiator Grille	46
Cylinder Head	7	Radiator Shutter	106
Cylinder Sleeves	10	Rims, Rear Wheel	76
		Rocker Arm Shaft, Engine	11
D		Rockshaft Housing	80
Decalcomanias (Transfers)	109		
Differential	74	S	
Distributor	36	Seat, Easy-Ride	109
Drag Link, Steering	56, 58	Seat, Standard	48
Drawbar	76, 106	Serial Numbers	2
		Sickle Bar Carriers	113
E		Sickle Grinder Drive	110
Electric Lighting	36, 43	Sickle Grinder Head	112
Electric Starting	36, 38	Side Covers, Engine	46
Engine Block	7	Steering Column	56, 58
Exhaust Pipe	14	Steering Gear Housing	56, 58
		Step Plates	45
F		Support, Front Steering	50, 54
Fenders, Rear Wheel	45		
Fire Extinguisher	115	T	
Flywheel	8	Tachometer and Drive	114
Front Wheel Spindle	52, 54	Temperature Gage	29
Fuel Strainer	24	Thermostat	33
Fuel Tanks	24, 25	Timing Gear Cover	8
		Tire Pump, Engine	117
G		Tools	116, 117
Gasket Sets	8	Torque Tube	62
Gear Cover, Timing	8	Transmission Case	68
Gear Shift	65	Transmission Shafts and Gears	66
Governor	27, 28		
Governor Controls	27, 28	V	
Grille Screens	46	Valves	11
Grease Gun	117	Valve Cover	7
Guards, Power-Take-Off	104	Valve, Depth Control	83
H		W	
Hood	46	Water Pump and Fan	30, 31, 32
Horn, Electric	107	Wheels, Front	49
Hourmeter, Engine	114	Wheels, Rear	76
Hydraulic Lift	82	Wheel Weights	49, 76
Hydraulic Pumps	84, 85	Wrenches	117
Hydraulic Control Valve, Single	97, 98		
Hydraulic Control Valves, Double	88, 90		
I			
Ignition System, Distributor	36		
Ignition System, Magneto	38		
Ignition Wires	36, 38		
Index, Numerical	119, 125		

"VAI" TRACTOR - PARTS CATALOG

SELL GENUINE CASE PARTS

Emergency stocks of Genuine **CASE** Parts and Supplies carried for quick distribution at the following Branches and Transfer Points:

ADVANCE FREIGHT will be added to the price of goods delivered from Branch Houses marked (*)

BRANCH HOUSES AND TRANSFER DEALERS

Arizona *Phoenix	Maryland Baltimore	Ohio Columbus
California *Oakland *Los Angeles	Michigan Lansing	Oklahoma Oklahoma City
Colorado Denver	Minnesota Minneapolis	Oregon *Portland
Florida Orlando	Missouri Kansas City St. Louis	Pennsylvania Harrisburg
Georgia Atlanta	Montana *Billings *Great Falls	South Dakota Sioux Falls Aberdeen
Idaho *Idaho Falls	Nebraska Omaha Sidney	Texas Amarillo Dallas San Antonio Houston
Illinois Peoria	Nevada *Reno	Tennessee Memphis
Indiana Indianapolis	New York Syracuse	Utah *Salt Lake City
Iowa Bettendorf Des Moines	North Carolina.. Charlotte	Washington *Spokane
Kansas Wichita	North Dakota.... Fargo Minot	Wisconsin Racine

CANADA

Alberta Calgary, Edmonton, Lethbridge	Manitoba Winnipeg, Brandon
Saskatchewan Regina, Saskatoon, Yorkton	Ontario Toronto, Ottawa, London
Quebec Montreal	

IMPORTANT — Read Carefully

INSTRUCTIONS FOR ORDERING **CASE** PARTS

DO NOT FAIL to order by correct Part Number.

ORDER EARLY—Do not delay ordering until you are about to use the parts.

Orders should plainly specify: Quantity, Number and Description of Part, Post Office Address, Shipping Station, County and State, Manner of Shipment—Parcel Post, Express or Freight. Sign all orders plainly.

If unable to locate number of part to be replaced or if uncertain as to the correct number, send old part to Branch as a sample, transportation charges prepaid, and marked plainly with your name and address so that it may be readily identified.

If it is not practical to send old part to Branch, be sure to give a good description of it and also give the numbers of some of the principal cast parts on the same machine; this will help to identify part.

"VAI" TRACTOR - PARTS CATALOG INFORMATION

To make it as simple as possible to locate the number of the parts to be replaced, the parts catalog is divided into sections or groups. Use the index to locate the group in which you would suppose the part would be listed. The numerical index at rear of catalog will indicate the page on which part number is described.

Look for the number on the old part and notice if the printed description of the number conforms to the part to be replaced.

Figures in the year column indicate the years machines were built using the part.

When the two last numerals of the year are shown (example 43) it signifies that the part was still being used on machines being built when this list was published and that it was adopted in the year mentioned.

When the year is shown in full (example 1946) it signifies that the part is not used on the present machines but was in use on machines built that year only.

The last two figures of different years (41-45) designates that the part was adopted on machines built during the first mentioned year but was discontinued on machines built after the second year shown.

Each letter of the key word represents a numeral as follows:

I	N	F	O	R	M	C	A	S	E
1	2	3	4	5	6	7	8	9	0

The letter Y is used to separate the code letters from the prefix and the suffix letters of the part number, Letter Z indicates $\frac{1}{2}$.

Example: To code the following numbers:

H860	H is the prefix letter of the part number, Y is the separating letter.
HYAME	A=8, M=6, E=0.
H1272S	H is the prefix letter of the part number; Y is the separating letter.
HYINCNYS	I=1, N=2, C=7, N=2. Y is the separating letter and S is the suffix letter.

A code word of not more than five letters will be accepted and charged for as one word by the telegraph companies, over five letters and not more than ten will be rated as two words.

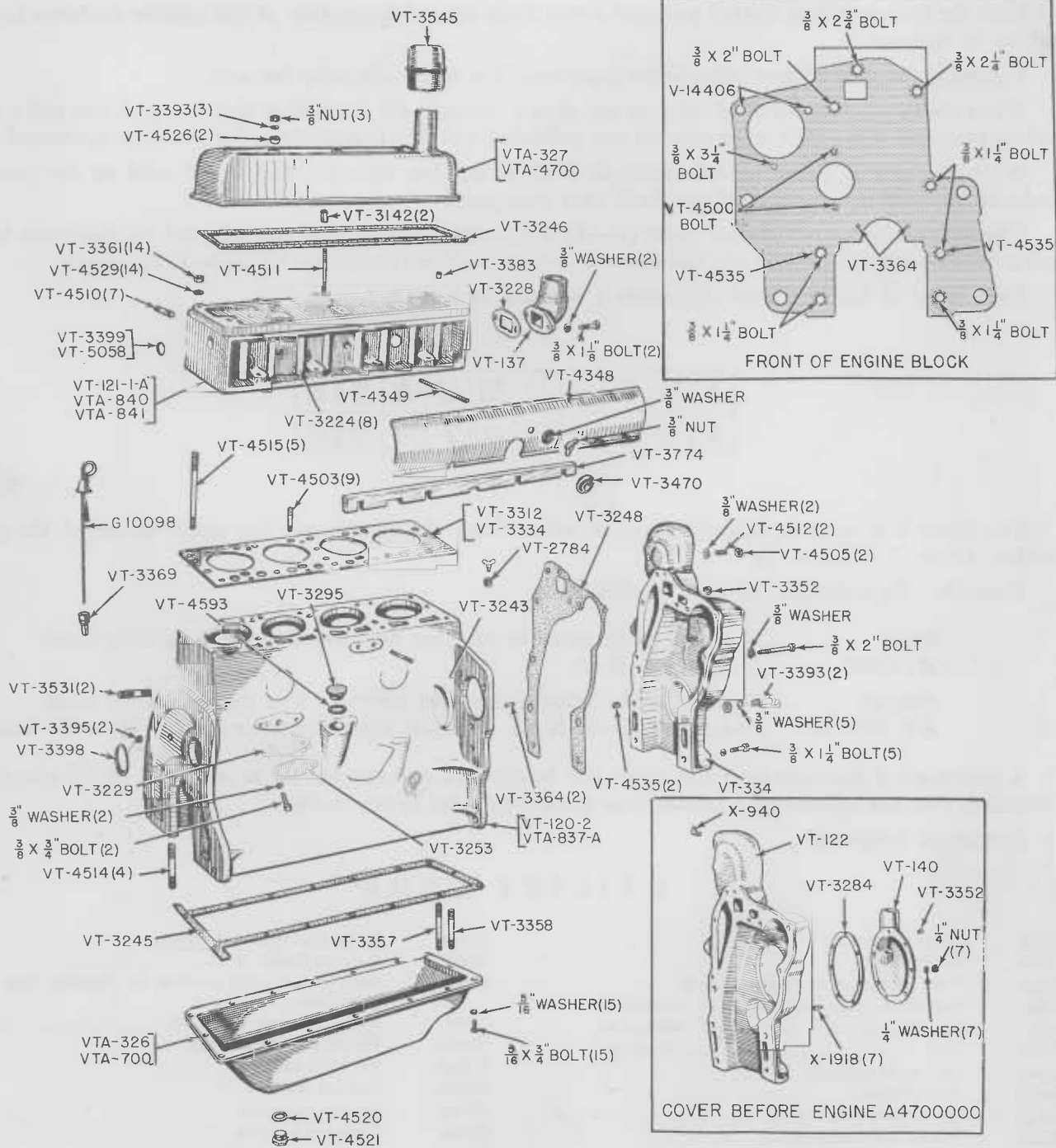
Prepay all telegrams.

UTILITY CODE

Apjaa	Ship on first car.	Ctoba	Parcel post special delivery.
Atpda	Not in stock.	Ctrda	Mail our dealer at.....
Bibga	If not in stock, wire Factory to ship.	Ctsea	Mark dealer order number on shipping tags and invoices.
Bifka	Freight.....at.....charge us.	Ctufa	Truck open our dealer at.....
Bigla	Express.....charge us.	Hanba	We have your telegram.
Bjdba	Mail.....charge us.	Haoca	We have your letter.
Bjgea	Mail open account.	Hapda	See our letter.
Bkdba	Add charges.	Harea	See our telegram.
Bnkga	Express our dealer at.....	Hasfa	Advise us by wire.
Bnlha	Freight our dealer at.....	Hatga	Advise us by mail.
Crfsa	Wire, if for any reason immediate shipment cannot be made.	Hdkya	See your letter.
Csmza	Charge through account of dealer at.....	Hdlza	See your telegram.

"VAI" TRACTOR - PARTS CATALOG

CYLINDER HEAD, CYLINDER BLOCK AND OIL PAN PARTS



DO NOT ORDER PARTS FROM THE ILLUSTRATION ONLY. REFER TO THE LIST ALSO.

"VAI" TRACTOR - PARTS CATALOG

CYLINDER HEAD

Part Number	DESCRIPTION	Quantity Used
V-20356	Washer — rubber, ignition cable grommet (tractors after No. 6000403)	1
VT-121-1-A	Head — cylinder with valve guides and seats (engines before No. VAB-12908)	1
VT-137	Elbow — water outlet	1
	$\frac{3}{8}$ x $1\frac{1}{4}$ " bolt, hexagon head, U.N.C. with lockwasher	2
VT-148	Head — cylinder (use VTA-840)	
VT-159	Head — cylinder (use VTA-841)	
VT-3142	Spacer — cylinder head cover	2
VT-3217	Cover — spark plug (use VT-4348 and VT-4349)	
VT-3224	Tube — push rod	8
VT-3228	Gasket — water outlet elbow	1
VT-3246	Gasket — valve cover	1
VT-3312	Gasket — cylinder head (gasoline engines) (see VT-3334)	1
VT-3334	Gasket — cylinder head (low cost fuel engines) (see VT-3312)	1
VT-3361	Nut — hexagon, $\frac{1}{2}$ ", U.N.F. (engines after No. VAB-12908)	14
VT-3383	Plug — fuse	1
VT-3392	Washer — $\frac{3}{4}$ " O.D. x $13/32$ " I.D. x $1/16$ "	3
VT-3399	Plug — hubbard 1" diameter	1
VT-3470	Grommet — ignition cables (tractors before No. 6000404)	1
VT-3545	Cap — oil filler and breather	1
VT-3774	Holder — spark plug wires (tractors before No. 6000404)	1
VT-4348	Cover — spark plug (tractors before No. 6000404)	1
VT-4349	Stud — spark plug cover, $\frac{3}{8}$ x $3-15/16$ " (tractors before No. 6000404)	1
	$\frac{3}{8}$ " nut, wing, N.C. (tractors before No. 6000404)	1
	$\frac{3}{8}$ " washer, plain (tractors before No. 6000404)	1
VT-4510	Stud — manifold, $\frac{3}{8}$ x $1\frac{3}{4}$ " (low cost fuel engines)	6
	(gasoline engines)	7
VT-4511	Stud — cylinder head cover, $\frac{3}{8}$ x $5"$	1
VT-4526	Spacer — upper valve cover studs	2
VT-4529	Washer — cylinder head studs (engines after No. VAB-12908)	14
VT-4539	Spacer — cylinder head (use 2 — VT-3142)	
VT-4591	Stud — manifold, $\frac{3}{8}$ x $4\frac{5}{8}"$ (engines before No. A4700000)	1
VT-5058	Plug — hubbard, $1\frac{1}{8}"$ diameter	1
VTA-327	Cover — valve, assembly (use VTA-4700)	
VTA-840	Head — cylinder with valve guides and seats, gasoline	1
VTA-841	Head — cylinder with valve guides and seats, low cost fuel	1
VTA-4700	Cover — valve, assembly	1
	$\frac{3}{8}"$ nut, hexagon, U.N.C.	3
3X-UB-110	Washer — cylinder head studs (engines before No. VAB-12908)	14
X-18237	Nut — hexagon, $\frac{3}{8}"$ U.N.F. (engines before No. VAB-12908)	14

CYLINDER BLOCK

G-10098	Rod — oil gage	1
VT-120-2	Block — cylinder, engines before No. VAB-12908, use VTA-837-A, VTA-840 or VTA-841	
VT-328-A	Block — cylinder (use VTA-837-A)	1
VT-2784	Cock — drain	1
VT-3229	Gasket — oil filter pad	1
VT-3243	Cover — magneto drive hole	1
VT-3253	Cover — oil filter pad	1
	$\frac{3}{8}$ x $\frac{3}{4}"$ bolt, hexagon head, U.N.C. with lockwasher	2
VT-3295	Cover — distributor drive hole	1
VT-3357	Stud — front main bearing, $\frac{1}{2}$ x $4"$	1
VT-3358	Stud — front main bearing, $\frac{1}{2}$ x $3-11/16"$	1
VT-3364	Pin — crankshaft thrust washer	2
VT-3369	Support — oil gage rod	1
VT-3395	Plug — pipe, $\frac{1}{4}"$ socket head	2
VT-3398	Plug — hubbard, $2\frac{1}{8}"$ diameter	1
VT-3531	Stud — torque tube to block, $\frac{5}{8}$ x $3"$	2
VT-4503	Stud — cylinder head, $\frac{1}{2}$ x $2"$	9
VT-4508	Stud — generator bracket, $\frac{3}{8}$ x $1\frac{1}{4}"$	2
VT-4514	Stud — center and rear bearing caps, $\frac{1}{2}$ x $3\frac{1}{8}"$	4
VT-4515	Stud — cylinder head, $\frac{1}{2}$ x $5-13/16"$	5
VT-4543	Stud — governor rod guide (use $5/16$ x $1"$ bolt, hexagon head, U.N.C.)	
VT-4593	Seal — "O" ring, distributor	1
VTA-333	Rod — oil gage (use G-10098)	
VTA-837-A	Block — cylinder	1
	$\frac{1}{8}"$ plug, pipe, square head	1
X-19908	Stud — cylinder head, $\frac{3}{8}$ x $2\frac{1}{8}"$ (engines before No. VAB-12908)	4
X-19951	Stud — bearing caps, $\frac{1}{2}$ x $3\frac{1}{4}"$ (engines before No. VAB-12908)	1
X-19954	Stud — bearing caps, $\frac{3}{8}$ x $5\frac{3}{4}"$ (engines before No. VAB-12908)	5
X-19981	Stud — cylinder head, $\frac{3}{8}$ x $1-13/16"$ (engines before No. VAB-12908)	5
X-19984	Stud — cylinder head, $\frac{1}{2}$ x $2\frac{1}{2}"$ (engines after No. VAB-12908 before No. A4700000)	4

OIL PAN

VT-3245	Gasket — oil pan	1
VT-4520	Gasket — drain plug	1
VT-4521	Plug — drain	1
VTA-326	Oil pan (gasoline engines)	1
VTA-700	Oil pan (low cost fuel engines)	1
	$\frac{1}{4}"$ plug, pipe, square head (brass)	1
	$5/16$ x $\frac{3}{4}"$ bolt, hexagon head, U.N.C. with lockwasher	15

DO NOT ORDER PARTS FROM THE ILLUSTRATION ONLY. REFER TO THE LIST ALSO.

"VAI" TRACTOR - PARTS CATALOG

GASKET SETS

Part Number	DESCRIPTION	Quantity Used
VTA-814	Set of engine gaskets (engines before No. A4700000) (consists of: 1 VT-3229, 1 VT-3245, 1 VT-3246, 1 VT-3247, 1 VT-3248, 1 VT-3312, 4 VT-3379, 2 VT-3391, 1 VT-3394, 1 VT-4520, and 1 VT-4527)	1
VTA-871	Engine gasket set — gasoline engines (consists of: 1 VT-3228, 1 VT-3246, 1 VT-3394, and 1 VT-3312)	1
VTA-872	Engine gasket set — low cost fuel engines (consists of: 1 VT-3228, 1 VT-3246, 1 VT-3394, and 1 VT-3334)	1
VTA-1113	Set of engine gaskets (engines after No. A4700000) (consists of: 1 VT-3245, 1 VT-3246, 1 VT-3247, 1 VT-3248, 1 VT-3312, 4 VT-3379, 2 VT-3391, 1 VT-3394, 1 VT-4520, and 1 VT-4527)	1

TIMING GEAR COVER

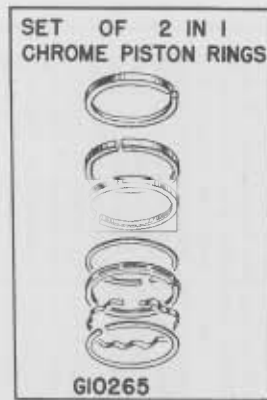
VT-122	Cover — timing gear (engines before No. A4700000)	1
VT-140	Cover — governor inspection (engines before No. A4700000)	1
VT-334	Cover — timing gear (engines after No. A4700000)	1
	$\frac{3}{8}$ x $1\frac{1}{4}$ " bolt, hexagon head, U.N.C. with lockwasher	5
	$\frac{3}{8}$ x $2\frac{1}{2}$ " bolt, hexagon head, U.N.C. with lockwasher	1
	$\frac{3}{8}$ x $2\frac{1}{4}$ " bolt, hexagon head, U.N.C. with lockwasher	1
	$\frac{3}{8}$ x $3\frac{1}{4}$ " bolt, hexagon head, U.N.C. with lockwasher	3
VT-3248	Gasket — gear cover	1
VT-3284	Gasket — inspection cover (engines before No. A4700000)	1
VT-3352	Plug — pipe, $\frac{1}{8}$ " slotted head	1
VT-3393	Washer — $\frac{3}{4}$ " O.D. x $13/32$ " I.D. x $1/16$ "	2
VT-4505	Nut — hexagon, $\frac{3}{8}$ "	2
VT-4512	Stud — water pump, $\frac{3}{8}$ x $1\frac{1}{2}$ "	2
	$\frac{3}{8}$ " washer, shakeproof, I.T.	2
VT-4535	Ring — dowel	2
X-940	Fitting — grease (engines before No. A4700000)	1
X-1918	Stud — governor inspection hole (engines before No. A4700000)	7
	$\frac{1}{4}$ " nut, hexagon with lockwasher (engines before No. A4700000)	7

CRANKSHAFT

VT-124	Block — rear bearing cap and filler	1
	$\frac{1}{2}$ "-20 nut, pal	2
	$\frac{1}{4}$ x $\frac{5}{8}$ " screw, cap, hexagon head, U.N.C.	2
VT-130	Cap — bearing, crankshaft, center	1
	$\frac{1}{2}$ "-20 nut, pal	2
VT-136	Pulley — fan drive (tractors before No. 5159895)	1
VT-141	Flywheel (use VTA-331)	
VT-157	Cap — bearing, front	1
	$\frac{1}{2}$ "-20 nut, pal	2
VT-543	Pulley — fan drive (tractors after No. 5159894)	1
VT-3161	Locknut — flywheel (use 4-7/16" lockwasher)	
VT-3203	Bearing — crankshaft, center upper (standard) see VTA-2608	1
VT-3203-2	Bearing — crankshaft, center upper (.002 undersize) see VTA-2609	1
VT-3203-20	Bearing — crankshaft, center upper (.020 undersize) see VTA-2610	1
VT-3203-22	Bearing — crankshaft, center upper (.022 undersize) see VTA-2611	1
VT-3203-40	Bearing — crankshaft, center upper (.040 undersize) see VTA-2612	1
VT-3203-SF	Bearing — crankshaft, center upper (semi-finished) see VTA-2613	1
VT-3204	Bearing — crankshaft, center lower (standard) see VTA-2608	1
VT-3204-2	Bearing — crankshaft, center lower (.002 undersize) see VTA-2609	1
VT-3204-20	Bearing — crankshaft, center lower (.020 undersize) see VTA-2610	1
VT-3204-22	Bearing — crankshaft, center lower (.022 undersize) see VTA-2611	1
VT-3204-40	Bearing — crankshaft, center lower (.040 undersize) see VTA-2612	1
VT-3204-SF	Bearing — crankshaft, center lower (semi-finished) see VTA-2613	1
VT-3205	Bearing — crankshaft, rear upper (standard) see VTA-2608	1
VT-3205-2	Bearing — crankshaft, rear upper (.002 undersize) see VTA-2609	1
VT-3205-20	Bearing — crankshaft, rear upper (.020 undersize) see VTA-2610	1
VT-3205-22	Bearing — crankshaft, rear upper (.022 undersize) see VTA-2611	1
VT-3205-40	Bearing — crankshaft, rear upper (.040 undersize) see VTA-2612	1
VT-3205-SF	Bearing — crankshaft, rear upper (semi-finished) see VTA-2613	1
VT-3206	Bearing — crankshaft, rear lower (standard) see VTA-2608	1
VT-3206-2	Bearing — crankshaft, rear lower (.002 undersize) see VTA-2609	1
VT-3206-20	Bearing — crankshaft, rear lower (.020 undersize) see VTA-2610	1
VT-3206-22	Bearing — crankshaft, rear lower (.022 undersize) see VTA-2611	1
VT-3206-40	Bearing — crankshaft, rear lower (.040 undersize) see VTA-2612	1
VT-3206-SF	Bearing — crankshaft, rear lower (semi-finished) see VTA-2613	1
VT-3220	Thrower — crankshaft oil	1
VT-3225	Gear — crankshaft, 24 teeth	1
VT-3230	Plate — crankshaft thrust	1
VT-3250	Gasket — crankshaft oil seal retainer	1
VT-3260	Bearing — crankshaft, front lower (standard) see VTA-2608	1
VT-3260-2	Bearing — crankshaft, front lower (.002 undersize) see VTA-2609	1
VT-3260-20	Bearing — crankshaft, front lower (.020 undersize) see VTA-2610	1
VT-3260-22	Bearing — crankshaft, front lower (.022 undersize) see VTA-2611	1
VT-3260-40	Bearing — crankshaft, front lower (.040 undersize) see VTA-2612	1
VT-3260-SF	Bearing — crankshaft, front lower (semi-finished) see VTA-2613	1

DO NOT ORDER PARTS FROM THE ILLUSTRATION ONLY. REFER TO THE LIST ALSO.

"VAI" TRACTOR - PARTS CATALOG



RI-D59-12-54

"VAI" TRACTOR - PARTS CATALOG

CRANKSHAFT (Continued)

Part Number	DESCRIPTION	Quantity Used
VT-3261	Bearing — crankshaft, front upper (standard) see VTA-2608	1
VT-3261-2	Bearing — crankshaft, front upper (.002 undersize) see VTA-2609	1
VT-3261-20	Bearing — crankshaft, front upper (.020 undersize) see VTA-2610	1
VT-3261-22	Bearing — crankshaft, front upper (.022 undersize) see VTA-2611	1
VT-3261-40	Bearing — crankshaft, front upper (.040 undersize) see VTA-2612	1
VT-3261-SF	Bearing — crankshaft, front upper (semi-finished) see VTA-2613	1
VT-3355	Pin — dowel	2
VT-3359	Washer — plain 1/2"	6
VT-3360	Nut — 1/2"-20x7/16" high	6
VT-3364	Pin — crankshaft thrust washer	2
VT-3366	Collar — starting jaw	1
VT-3367	Shim — thrust, crankshaft (.002)	UAR
VT-3368	Shim — thrust, crankshaft (.008)	UAR
VT-3370	Bushing — pilot, crankshaft	1
VT-3373	Oil seal — crankshaft, front	1
VT-3376	Washer — thrust, crankshaft	2
VT-3377	Spacer — thrust, crankshaft	1
VT-3380	Dust seal — fan belt pulley	1
VT-3391	Packing — rear bearing filler block	2
VT-3396	Gasket — rear bearing filler block	2
VT-3397	Key — Hi Pro No. 808, crankshaft	2
VT-4513	Stud — 7/16x1 3/4"	4
	7/16" nut, hexagon, U.N.F. with lockwasher	4
VT-4524	Ring gear — 96 teeth	1
VT-4534	Jaw — starting, crankshaft	1
VTA-331	Flywheel with ring gear	1
VTA-694	Seal and retainer — crankshaft, rear	1
	1/4 x 3/8" bolt, hexagon head, U.N.C.	3
	1/4" washer, plain	3
	1/4" washer, shakeproof, I.T.	3
VTA-838	Crankshaft with pilot bushing (before engine No. VAC-124-22884)	1
VTA-869	Crankshaft with pilot bushing (after engine No. VAC-124-22883) (not used before 1946)	1
VTA-2608	Set of crankshaft bearings (standard)	1
VTA-2609	Set of crankshaft bearings (.002 undersize)	1
VTA-2610	Set of crankshaft bearings (.020 undersize)	1
VTA-2611	Set of crankshaft bearings (.022 undersize)	1
VTA-2612	Set of crankshaft bearings (.040 undersize)	1
VTA-2613	Set of crankshaft bearings (semi-finished)	1

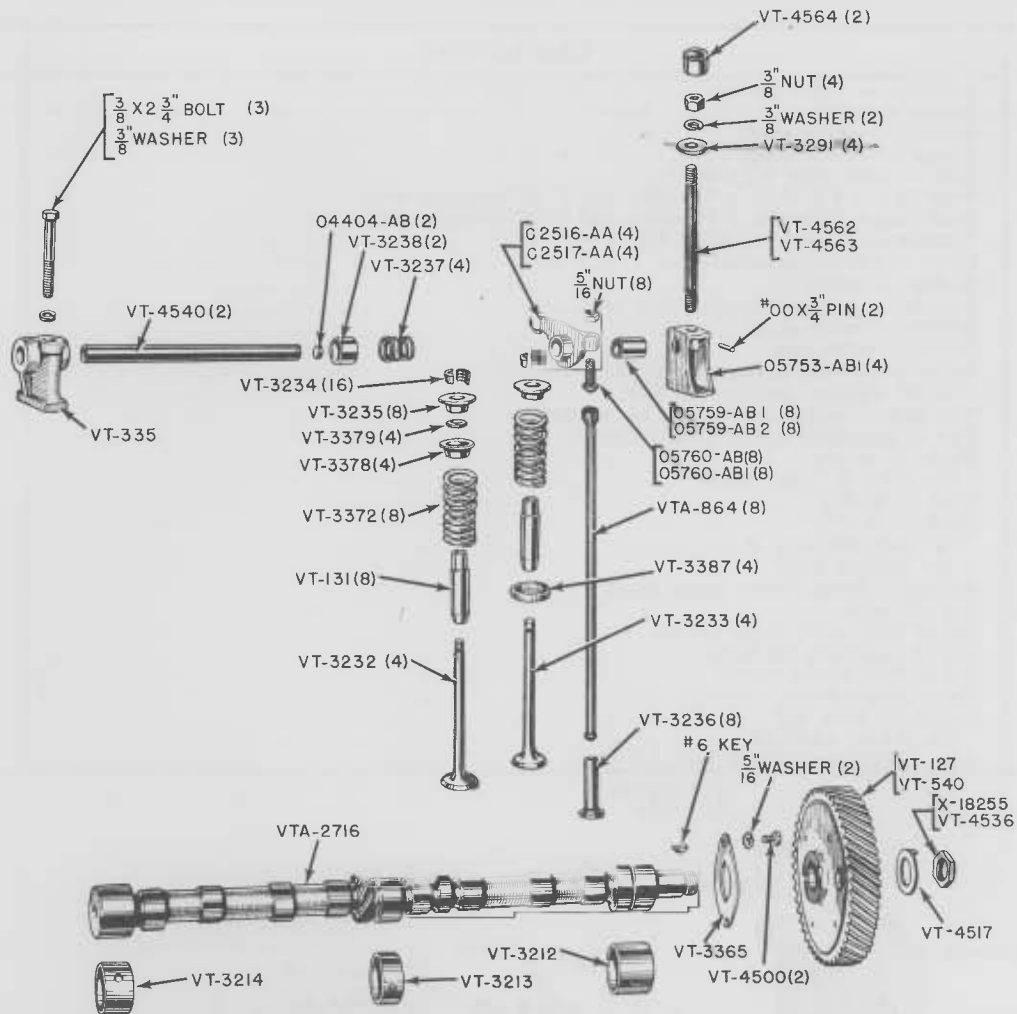
PISTONS AND CONNECTING RODS

G10265	Set of Piston Rings, Perfect Circle 2-in-1 Chrome	1
VT-132	Sleeve — cylinder (3 1/4" bore) (see VTA-557)	4
VT-331	Piston — 4 ring (see VTA-557)	4
VT-3363	Retaining ring — piston pin	8
VT-3374	Bolt — connecting rod	8
	3/8"-24 nut, pal	8
VT-3375	Packing — cylinder sleeve	8
VT-3386	Pin — piston	4
VT-3388	Ring — piston, 1/8" taper face (see VTA-319)	12
VT-3390	Bearing — connecting rod (standard) (see VTA-2622)	8
VT-3390-2	Bearing — connecting rod (.002 undersize) (see VTA-2623)	8
VT-3390-20	Bearing — connecting rod (.020 undersize) (see VTA-2624)	8
VT-3390-22	Bearing — connecting rod (.022 undersize) (see VTA-2625)	8
VT-3390-40	Bearing — connecting rod (.040 undersize) (see VTA-2626)	8
VT-3390-SF	Bearing — connecting rod (semi-finished) (see VTA-2627)	8
VT-3392	Bushing — piston pin	4
VT-4506	Nut — connecting rod bolt, 3/8"-24	8
VT-4538	Rod — connecting (use VTA-854)	
VT-4557	Ring — piston 1/4" oil ring (see VTA-319)	4
VTA-319	Set of piston rings, (see G10265)	1
VTA-557	Set of four matched pistons — sleeves, rings, pins, etc.	1
VTA-854	Connecting rod assembly (includes no bearings)	4
VTA-2622	Set of connecting rod bearings (standard)	1
VTA-2623	Set of connecting rod bearings (.002 undersize)	1
VTA-2624	Set of connecting rod bearings (.020 undersize)	1
VTA-2625	Set of connecting rod bearings (.022 undersize)	1
VTA-2626	Set of connecting rod bearings (.040 undersize)	1
VTA-2627	Set of connecting rod bearings (semi-finished)	1
X-18188	Nut — connecting rod (engines before No. 4700000) (use VT-4506 and 3/8"-24 pal nut)	

DO NOT ORDER PARTS FROM THE ILLUSTRATION ONLY. REFER TO THE LIST ALSO.

"VAI" TRACTOR - PARTS CATALOG

VALVES, PUSH RODS AND CAMSHAFT



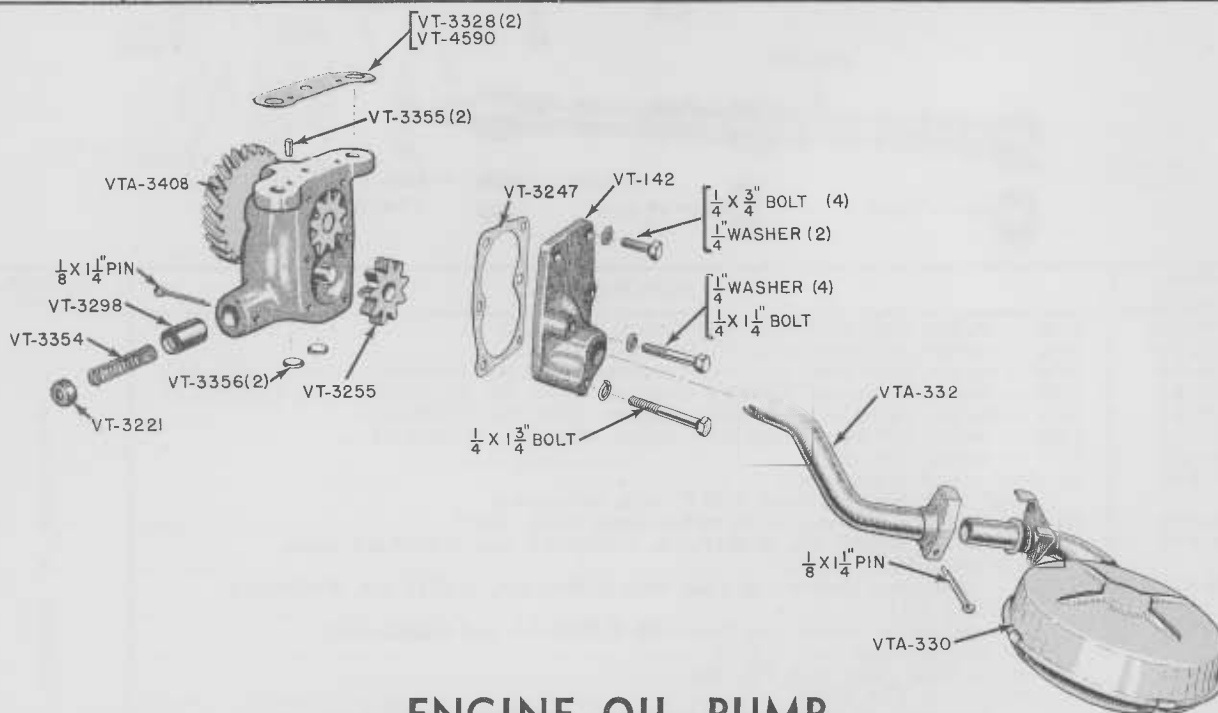
Part Number	DESCRIPTION	Quantity Used
A-2516-AA	Arm — rocker, right-hand assembly (use C-2516-AA)	
A-2517-AA	Arm — rocker, left-hand assembly (use C-2517-AA)	
B-2516-AA	Arm — rocker, right-hand assembly (engines before No. 72-G06248) (use C-2516-AA)	
B-2517-AA	Arm — rocker, left-hand assembly (engines before No. 72-G06248) (use C-2517-AA)	
C-2516-AA	Arm — rocker, right-hand assembly (engines after No. 72-G06247)	4
C-2517-AA	Arm — rocker, left-hand assembly (engines after No. 72-G06247)	4
O4404-AB	Plug — rocker arm shaft	2
O5753-AB1	Bracket — rocker arm shaft	4
	3/8 x 2 3/4" bolt, hexagon head, U.N.C. with lockwasher	2
O5759-AB1	Bushing — for A-2516-AA valve rocker arms (O.D. .754")	8
O5759-AB2	Bushing — for B-2516-AA, B-2517-AA, C-2516-AA and C-2517-AA valve rocker arms (O.D. .802")	8
O5760-AB	Screw — adjusting, rocker arm (use with A-2516-AA, A-2517-AA, B-2516-AA and B-2517-AA)	8
O5760-AB1	Screw — adjusting, rocker arm (use with C-2516-AA and C-2517-AA)	8
	5/16" nut, hexagon jam, U.N.F.	8
12CH-208	Washer — plain (used with VT-126)	1
VT-126	Camshaft (use VTA-2716)	
VT-127	Gear — camshaft, 48 teeth (before tractor No. 5365687) (see VT-540)	1
VT-131	Guide — valve stem (use VTA-911)	8
VT-333	Camshaft (use VTA-2716)	
VT-335	Bracket — center, rocker shaft	1
	3/8 x 2 3/4" bolt, hexagon head, U.N.C. with lockwasher	1
VT-540	Gear — camshaft, 48 teeth (after tractor No. 5365686) (see VTA-857)	1
VT-3212	Bushing — camshaft, front (see VTA-2621)	1
VT-3213	Bushing — camshaft, center (see VTA-2621)	1
VT-3214	Bushing — camshaft, rear (see VTA-2621)	1
VT-3232	Valve — intake (see VTA-2634)	4
VT-3233	Valve — exhaust (see VTA-2635)	4
VT-3234	Lock — retainer, valve spring	16

DO NOT ORDER PARTS FROM THE ILLUSTRATION ONLY. REFER TO THE LIST ALSO.

"VAI" TRACTOR - PARTS CATALOG

VALVES, PUSH RODS AND CAMSHAFT (Continued)

Part Number	DESCRIPTION	Quantity Used
VT-3235	Retainer — valve spring	8
VT-3236	Tappet — valve	8
VT-3237	Spring — rocker shaft	4
VT-3238	Spacer — rocker shaft	2
VT-3239	Rod — push (use VTA-864)	
VT-3242	Stud (use 1 VT-4562, 1 VT-4564, and 1 $\frac{3}{8}$ " hexagon nut)	
VT-3287	Stud (use 1 VT-4563, 1 VT-4564, and 1 $\frac{3}{8}$ " hexagon nut)	
VT-3291	Washer — 1" O.D. x $13/32$ " I.D. x $1/8$ "	4
VT-3365	Plate — thrust, camshaft	1
VT-3372	Spring — valve	8
VT-3378	Retainer — gasket, intake valve stem	4
VT-3379	Gasket — valve stem	4
VT-3387	Insert — valve seat	4
VT-4500	Screw — special hexagon head, $5/16$ - $18 \times 1/2$ "	2
	$5/16$ " washer, shakeproof, E.T.	2
VT-4517	Nut lock — camshaft (used with VT-333)	1
VT-4536	Nut — camshaft (used with VT-333)	1
VT-4540	Shaft — rocker	2
	No. 00 x $3/4$ " pin, taper	2
VT-4562	Stud — $3/8 \times 4 \frac{3}{8}$ "	1
VT-4563	Stud — $3/8 \times 4 \frac{3}{4}$ "	1
	$3/8$ " nut, hexagon, N.C.	4
	$3/8$ " washer, lock	2
VT-4564	Spacer — lower, valve cover studs	2
VTA-864	Rod — push	8
VTA-911	Set of four valve stem guides	2
VTA-2621	Set of camshaft bushings	1
VTA-2634	Set of four intake valves	1
VTA-2635	Set of four exhaust valves	1
VTA-2716	Camshaft with nut	1
	No. 6 key, woodruff	1
X-18255	Nut — camshaft (used with VT-126)	1



ENGINE OIL PUMP

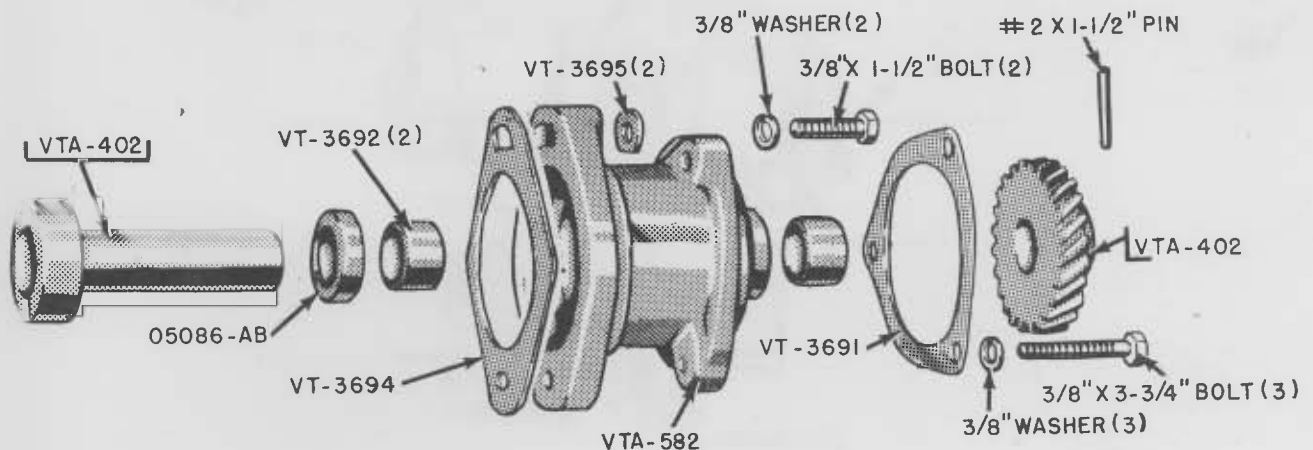
VT-125	Pump body and bearing cap (use VTA-2506)	1
VT-142	Cover — oil pump body	1
	$1/4 \times 3/4$ " bolt, hexagon head, U.N.C.	4
	$1/4 \times 1 1/4$ " bolt, hexagon head, U.N.C. with lockwasher	1
	$1/4 \times 1 3/4$ " bolt, hexagon head, U.N.C. with lockwasher	1
	$1/4$ " washer, lock	2
	$1/4$ " washer, shakeproof, I.T.	2
VT-158	Body — oil pump (use VTA-3408)	1
VT-3221	Retainer — relief spring	1
VT-3223	Bushing — oil pump body (see VTA-3408)	2

DO NOT ORDER PARTS FROM THE ILLUSTRATION ONLY. REFER TO THE LIST ALSO.

"VAI" TRACTOR - PARTS CATALOG

ENGINE OIL PUMP (Continued)

Part Number	DESCRIPTION	Quantity Used
VT-3226	Gear — drive, oil pump (use VTA-3408)	1
VT-3247	Gasket — oil pump body cover	1
VT-3252	Shaft — drive, oil pump (use VTA-3408)	1
VT-3254	Gear — driver, oil pump, 9 tooth (use VTA-3408)	1
	No. 207 key, woodruff	1
VT-3255	Gear — driven, oil pump (9 tooth)	1
VT-3298	Valve — relief, oil pressure	1
VT-3328	Shim — (.002") (pump body to main bearing cap)	2
VT-3354	Spring — oil pressure relief	1
VT-3355	Pin — dowel (front main bearing cap)	2
VT-3356	Plug — hubbard, 1/2" diameter	2
VT-4528	Pin — 1/4 x 1/4" (used in VT-3254 prior to key)	1
VT-4590	Shim — (.005") (pump body to main bearing cap)	1
VTA-330	Float — o, assembly	1
VTA-332	Pipe — suction, assembly	1
	1/8 x 1 1/4" pin, cotter	1
VTA-2506	Complete pump assembly and bearing cap — less float and suction pipe (engines before VAB-18536)	1
VTA-2507	Complete pump assembly — less bearing cap, float and suction pipe (engines before VAB-18535)	1
VTA-3408	Oil pump body, drive shaft assembly and shims (engines after VAB-18535)	1
	1/8 x 1 1/4" pin, cotter	1



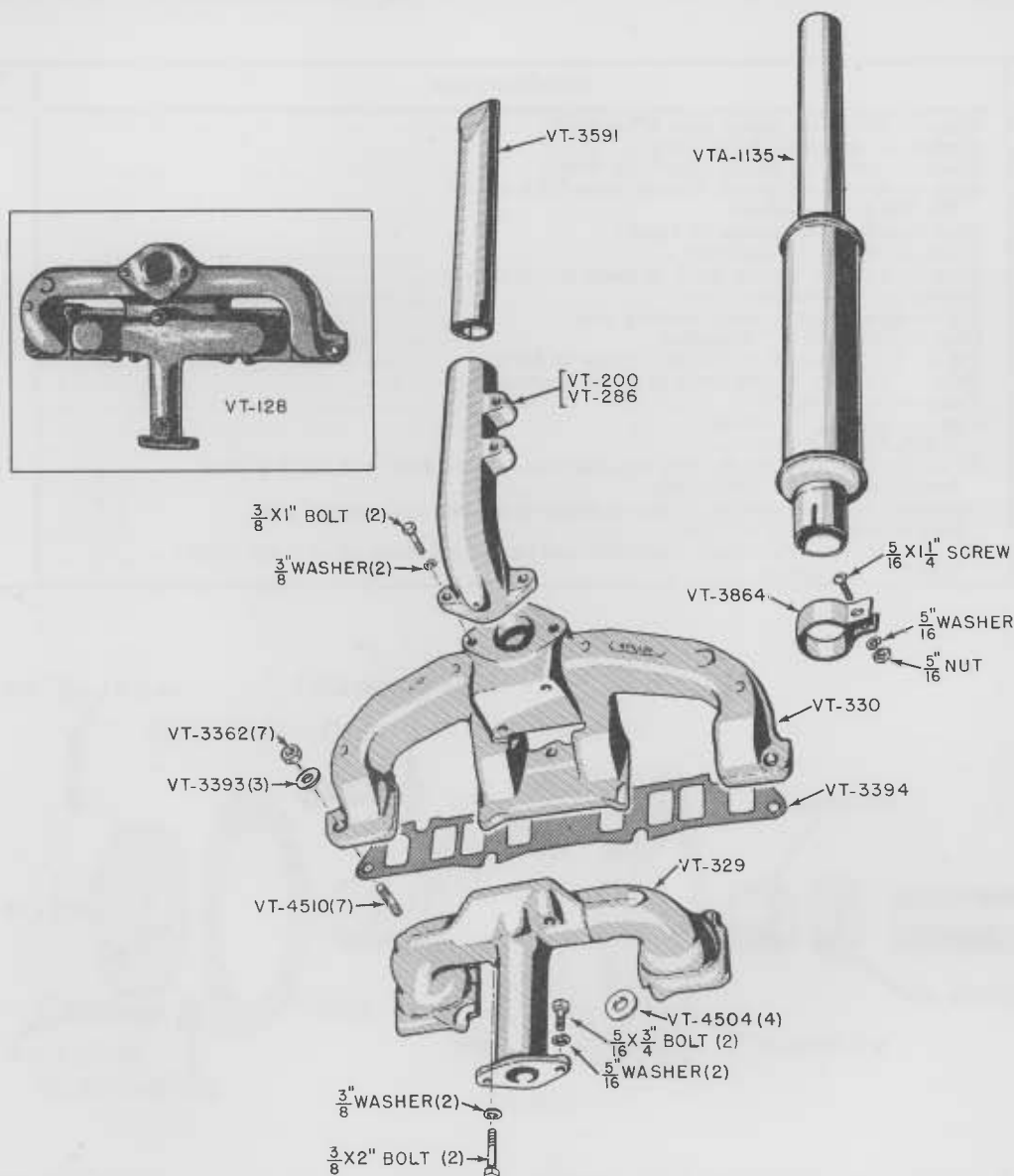
MAGNETO ADAPTER

05086-AB	Seal — oil, magneto adapter shaft	1
VT-193	Frame — adapter (use VTA-582)	
VT-3289	Gear — magneto drive (use VTA-402)	
	No. 2x1 1/2" pin, taper	1
VT-3691	Gasket — magneto adapter	1
VT-3692	Bushing — magneto adapter	2
VT-3693	Shaft — magneto adapter drive (use VTA-402)	
VT-3694	Gasket — magneto to adapter frame	1
VT-3695	Washer — magneto stud	2
	3/8 x 1 1/2" bolt, hexagon head, U.N.C. with lockwasher	2
VTA-402	Shaft — drive and gear assembly	1
VTA-582	Frame — magneto adapter drive	1
	3/8 x 3 1/4" bolt, hexagon head, U.N.C. with lockwasher	3

DO NOT ORDER PARTS FROM THE ILLUSTRATION ONLY. REFER TO THE LIST ALSO.

"VAI" TRACTOR - PARTS CATALOG

GASOLINE MANIFOLD, EXHAUST PIPE, AND MUFFLER

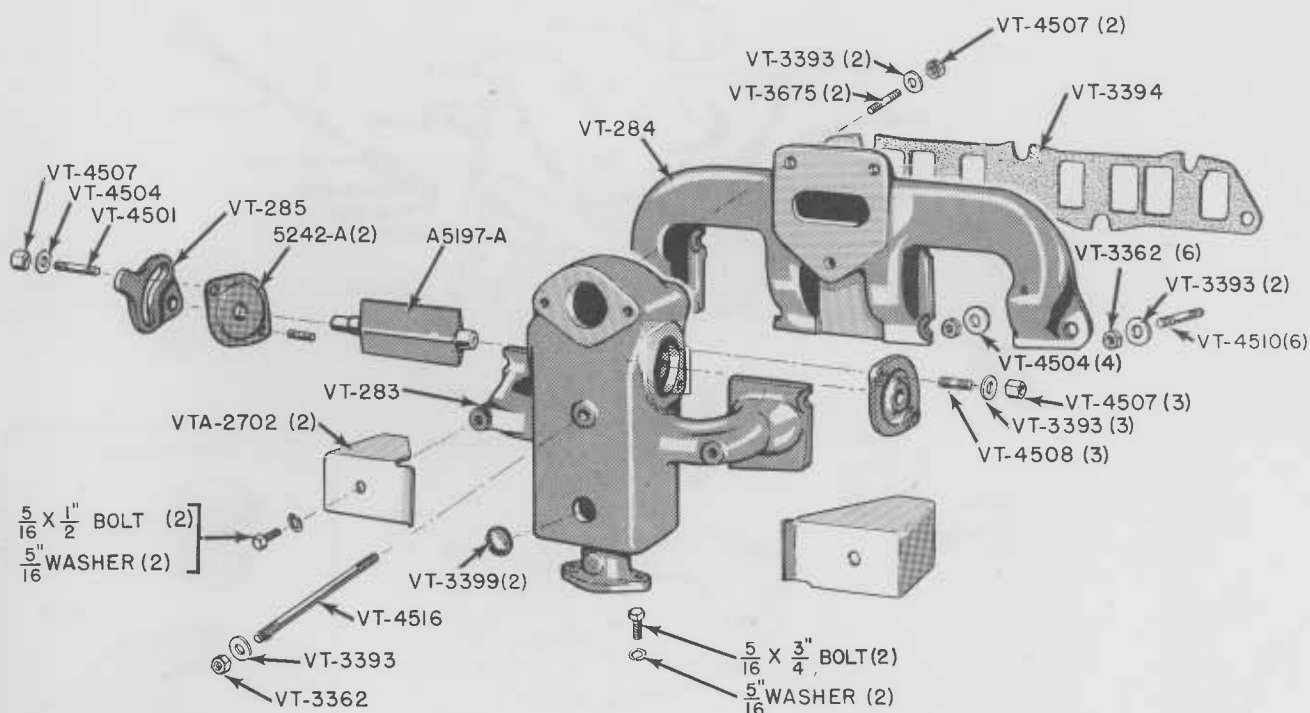


Part Number	DESCRIPTION	Quantity Used
01581-AB	Stud — $\frac{3}{8}$ x $2\frac{1}{4}$ ", used with VTA-924 manifold unit.	2
	$\frac{3}{8}$ " nut, hexagon, U.N.F.	2
V-21206	Spacer — used with VTA-924 manifold unit.	2
VT-128	Manifold — intake and exhaust (engines before No. A4700000) (use VTA-924).	1
VT-200	Elbow — exhaust (engines before No. A4700000).	1
VT-286	Elbow — exhaust (engines after No. A4700000).	1
	$\frac{3}{8}$ x 1" bolt, hexagon, U.N.C. with lockwasher.	2
VT-329	Manifold — intake (engines after No. A4700000).	1
	$\frac{5}{16}$ x $\frac{3}{4}$ " bolt, hexagon head, U.N.C. with lockwasher.	2
VT-330	Manifold — exhaust (engines after No. A4700000).	1
	$\frac{3}{8}$ x 2" bolt, hexagon head, U.N.C. with lockwasher.	2
VT-3362	Nut — hexagon (brass) $\frac{3}{8}$ "-16.	7
VT-3393	Washer — plain $\frac{3}{4}$ " O.D. x $\frac{13}{32}$ " I.D. x $\frac{1}{16}$ ".	3
VT-3394	Gasket — manifold.	1
VT-3591	Pipe — exhaust.	1
VT-3864	Clamp — muffler.	1
	$\frac{5}{16}$ x $1\frac{1}{4}$ " screw, machine, with square nut and lockwasher.	1
VT-4504	Washer — plain $\frac{5}{8}$ " O.D. x $\frac{13}{32}$ " I.D. x $\frac{1}{8}$ ".	4
VT-4510	Stud — manifold $\frac{3}{8}$ x $1\frac{3}{4}$ ".	7
VTA-924	Intake and exhaust manifold unit (consists of: 1 VT-329, 1 VT-330, 1 VT-4510, 2 V-21206, 2 01581-AB, and commodities).	1
VTA-1135	Muffler — exhaust, with clamp (machinery item).	1

DO NOT ORDER PARTS FROM THE ILLUSTRATION ONLY. REFER TO THE LIST ALSO.

"VAI" TRACTOR - PARTS CATALOG

LOW COST FUEL MANIFOLD



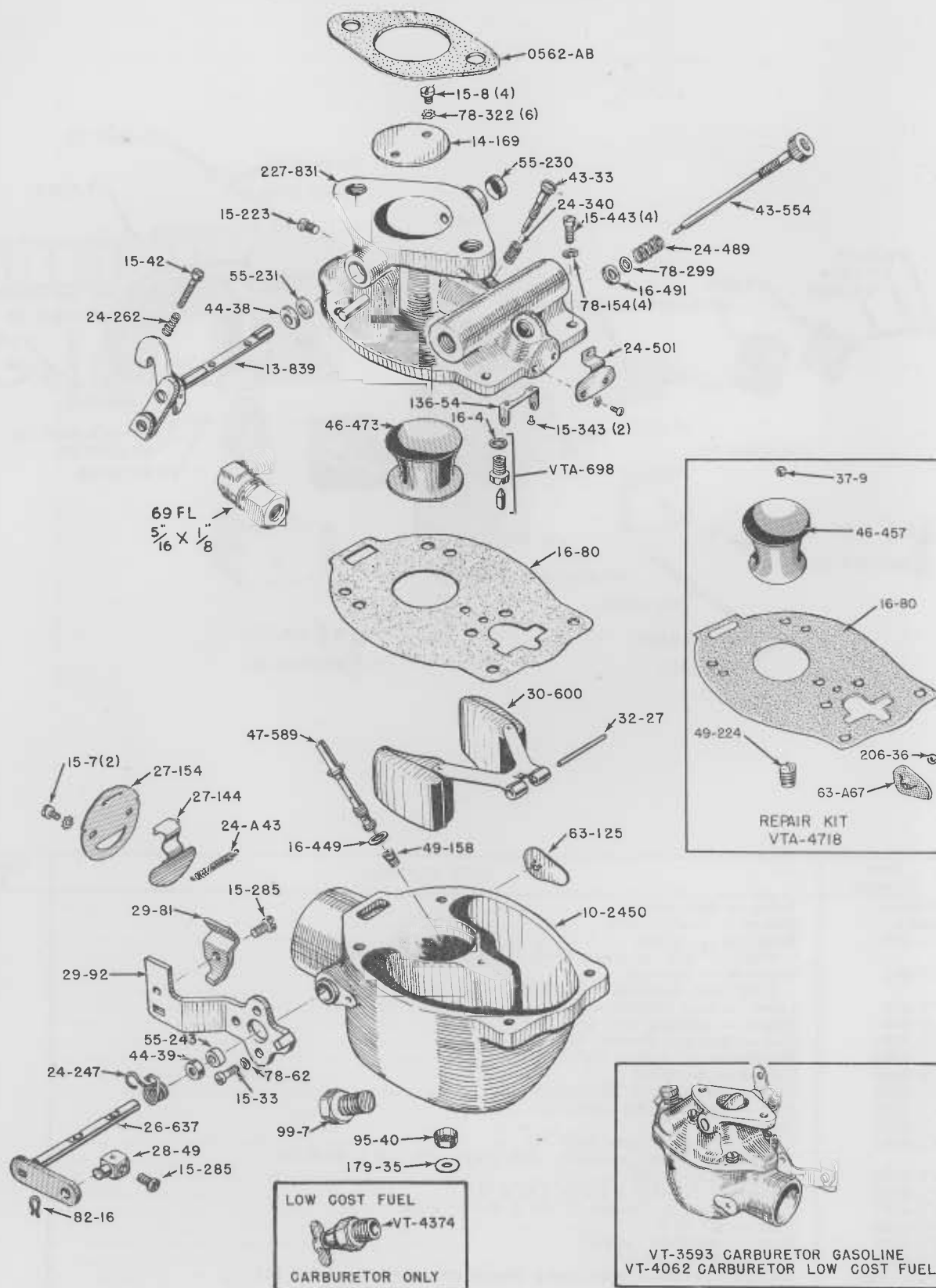
Part Number	DESCRIPTION	Quantity Used
A5197A	Valve — heat control	1
5242A	Flange — heat control	2
VT-283	Manifold — intake	1
	5/16x3/4" bolt, hexagon head, U.N.C. with lockwasher	2
VT-284	Manifold — exhaust	1
	3/8x1" bolt, hexagon head, U.N.C. with lockwasher	2
VT-285	Lever — heat control valve	1
VT-286	Elbow — exhaust (see page 14)	1
VT-3362	Nut — hexagon (brass) 3/8"-16	7
VT-3393	Washer — 3/4" O.D. x 13/32" I.D. x 1/16"	8
VT-3394	Gasket — manifold	1
VT-3399	Plug — hubbard (1" diameter)	2
VT-3591	Pipe — exhaust (see page 14)	1
VT-3675	Stud — 3/8x1 1/2"	2
VT-3864	Clamp — muffler (see page 14)	1
	5/16x1 1/4" screw, machine, with square nut and lockwasher	1
VT-4501	Stud — 3/8x1-11/16"	1
VT-4504	Washer — 7/8" O.D. x 13/32" I.D. x 1/8"	5
VT-4507	Nut — hexagon (brass) 3/8"-16 x 21/64" high	6
VT-4508	Stud — 3/8"-16 x 1 1/4"	3
VT-4510	Stud — manifold 3/8x1 1/4"	6
VT-4516	Stud — 3/8"-16 x 6 3/8"	1
VTA-1135	Muffler — exhaust, with clamp (machinery item) (see page 14)	1
VTA-2702	Heat box assembly	2
	5/16x1 1/2" bolt, hexagon head, U.N.C. with lockwasher	2

DO NOT ORDER PARTS FROM THE ILLUSTRATION ONLY. REFER TO THE LIST ALSO.

"VAI" TRACTOR - PARTS CATALOG

MARVEL SCHEBLER CARBURETORS

VT-3593 and VT-4062



DO NOT ORDER PARTS FROM THE ILLUSTRATION ONLY. REFER TO THE LIST ALSO.

"VAI" TRACTOR - PARTS CATALOG

MARVEL SCHEBLER CARBURETORS

VT-3593 and VT-4062

Part Number	DESCRIPTION	Quantity Used
	VT-3593 Carburetor, Gasoline Manifold Units VT-4062 Carburetor, Low Cost Fuel, Manifold Units	
10-2450	Carburetor body assembly	1
#13-839	Throttle shaft — throttle stop, and lever	1
14-169	Fly — throttle	1
#15-7	Screw	2
#15-8	Screw	4
15-33	Screw	1
15-42	Screw	1
15-223	Screw	1
15-285	Screw	2
15-343	Screw	2
15-443	Screw	4
*16-4	Gasket	1
*16-80	Gasket	1
*16-449	Gasket	1
*16-491	Gasket	1
24-A43	Spring	1
#24-247	Spring	1
24-262	Spring	1
24-340	Spring	1
24-489	Spring	1
24-501	High speed adjusting spring assembly	1
26-637	Choke shaft and lever assembly	1
27-144	Choker fly flapper	1
27-154	Choker fly	1
28-49	Choker swivel	1
29-81	Choker bracket clip	1
29-92	Choker Bracket	1
30-600	Float and lever assembly	1
#32-27	Float lever shaft	1
#43-33	Idler adjusting needle	1
43-554	High speed needle assembly	1
#44-38	Packing	1
#44-39	Packing	1
46-473	Venturi	1
47-589	Nozzle	1
#49-101-I	Jet (idle)	1
#49-145	Jet (economizer)	1
#49-158	Jet (power)	1
#55-230	Cap	1
#55-231	Retainer	1
#55-243	Retainer — packing	1
63-125	Plate — name	1
78-62	Washer — lock No. 8	1
78-154	Washer — lock No. 12	4
78-299	Washer — plain	1
78-322	Washer — lock	6
82-16	Pin — cotter	1
95-40	Strainer	1
99-7	Plug — drain (gasoline carburetor only)	1
136-54	Bracket — float	1
179-35	Plug	1
227-831	Throttle body assembly	1
	5/16" O.D. x 1/8" complete elbow with sleeve and nut	1
0562AB	Gasket — carburetor	1
VT-4374	Cock — drain (low cost fuel carburetor only)	1
#VTA-690	Gasket kit (all gaskets marked "**")	1
VTA-697	Carburetor repair kit (all items marked "#")	1
VTA-698	Float — valve, seat and gasket assembly	1

CARBURETOR CONVERSION KIT

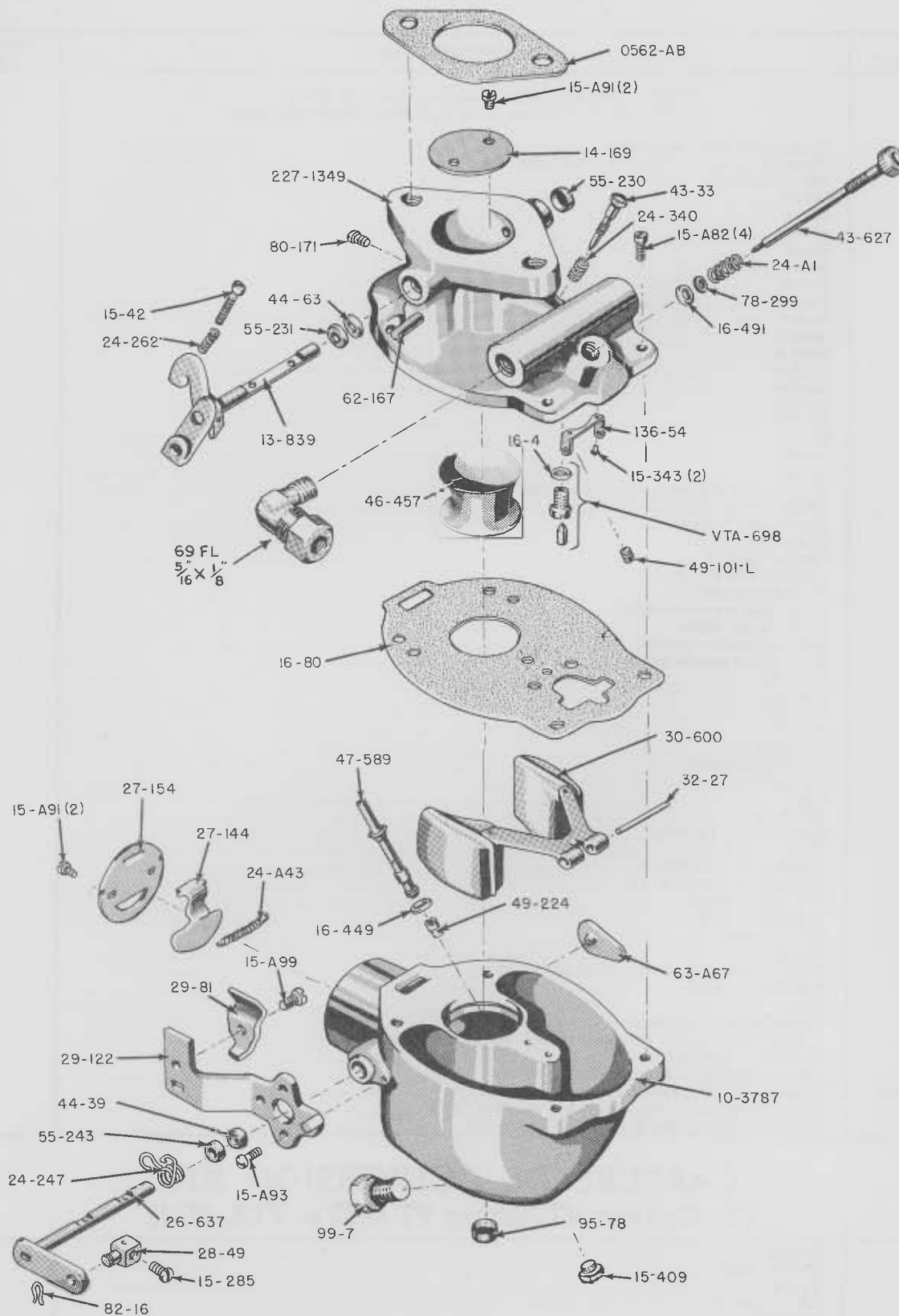
(To Convert VT-3593 or VT-4062 to VTA-4714)

16-80	Gasket	1
37-9	Ball — lead	1
46-457	Venturi	1
49-224	Jet — power	1
63-A67	Name plate	1
206-36	Ball — name plate	1
VTA-4718	Carburetor conversion kit (includes above parts)	1

DO NOT ORDER PARTS FROM THE ILLUSTRATION ONLY. REFER TO THE LIST ALSO.

"VAI" TRACTOR - PARTS CATALOG

VTA-4714 MARVEL SCHEBLER CARBURETOR



DO NOT ORDER PARTS FROM THE ILLUSTRATION ONLY. REFER TO THE LIST ALSO.

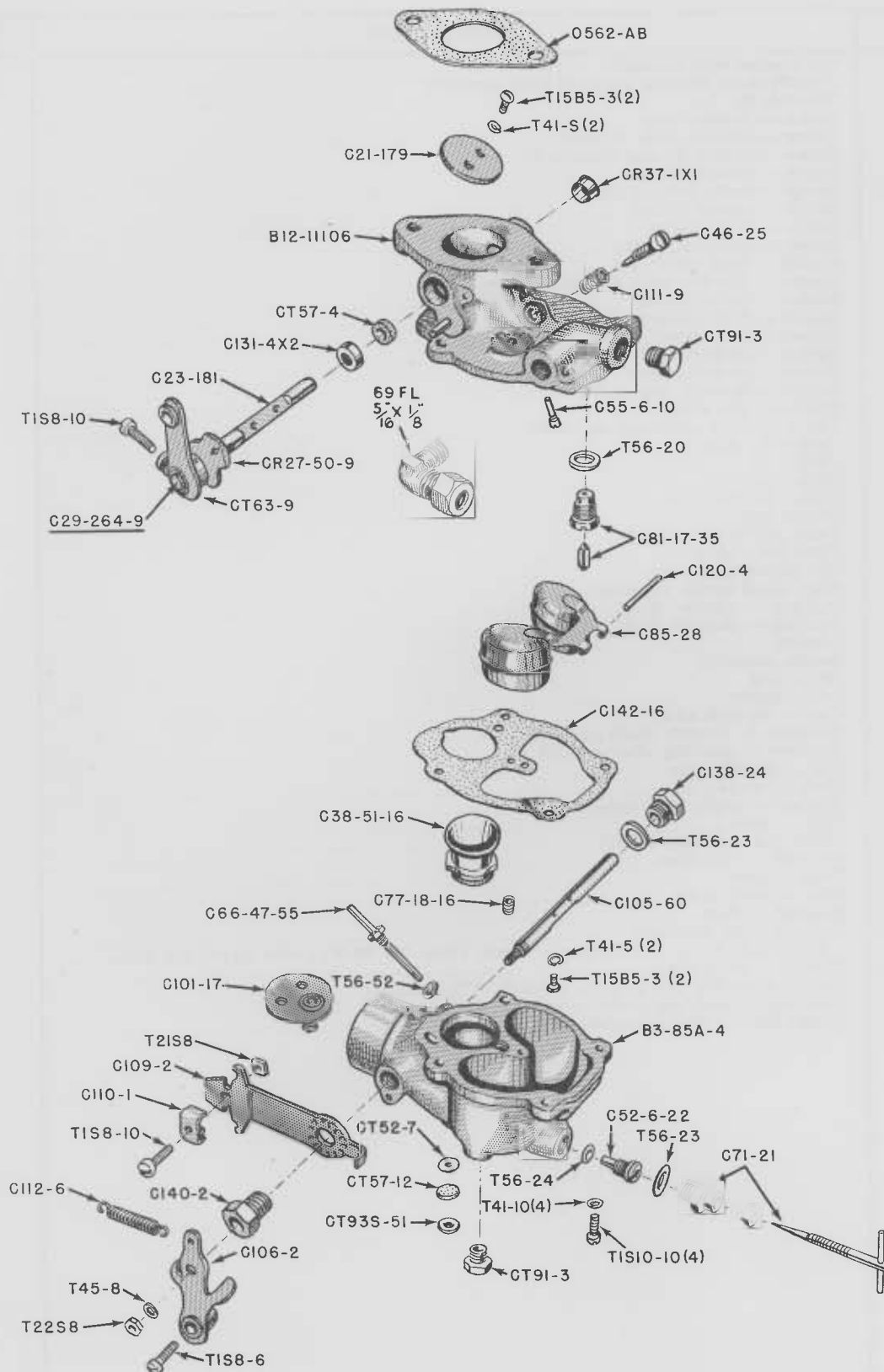
"VAI" TRACTOR - PARTS CATALOG

VTA-4714 MARVEL SCHEBLER CARBURETOR

Part Number	DESCRIPTION	Quantity Used
10-3787	Carburetor body assembly	1
#13-839	Throttle shaft, throttle stop and lever assembly	1
14-169	Throttle fly	1
15-42	Screw — throttle stop	1
15-A82	Screw — throttle body to bowl	4
#15-A91	Screw — choker fly and throttle fly	4
15-A93	Screw — choker bracket	1
15-A99	Screw — choke bracket clip	1
15-285	Screw — choker swivel	1
15-343	Screw — float bracket	2
15-409	Screw — nozzle hole plug	1
*16-4	Gasket — float valve seat	1
*16-80	Gasket — throttle body to bowl	1
*16-449	Gasket — main nozzle	1
*16-491	Gasket — high speed needle	1
24-A1	Spring — high speed needle	1
24-A43	Spring — choker fly flapper	1
#24-247	Spring — choker return	1
24-262	Spring — throttle stop screw	1
24-340	Spring — idle needle	1
26-637	Choke — shaft and lever assembly	1
27-144	Choker fly flapper	1
27-154	Choker fly	1
28-49	Choker swivel	1
29-81	Choker bracket clip	1
29-122	Choker bracket	1
30-600	Float and lever assembly	1
#32-27	Float lever shaft	1
#43-33	Idle adjusting needle	1
43-627	High speed needle assembly	1
#44-39	Packing — choker shaft	1
44-63	Packing — throttle shaft	1
46-457	Venturi	1
47-589	Nozzle assembly	1
#49-101-L	Jet — idle	1
#49-224	Jet — power	1
#55-230	Cup — throttle shaft	1
#55-231	Retainer — throttle shaft packing	1
#55-243	Retainer — packing, choker shaft	1
62-167	Pin — throttle stop	1
63-A67	Plate — name	1
78-299	Washer — plain, high speed needle	1
80-171	Plug — pipe	1
82-16	Cotter pin — choker swivel	1
95-78	Strainer — gasoline	1
99-4	Plug — pipe	1
99-7	Plug — bowl drain	1
136-54	Bracket — float	1
227-1349	Throttle body assembly	1
	5/16" O.D. x 1/8" P.T. fitting — elbow (Imp. No. 69-FL) with sleeve and nut	1
0562-AB	Gasket — carburetor	1
VTA-690	Gasket assembly (all gaskets marked "**")	1
VTA-698	Float valve, seat and gasket assembly	1
VTA-4717	Repair kit (all items marked "#")	1

DO NOT ORDER PARTS FROM THE ILLUSTRATION ONLY. REFER TO THE LIST ALSO.

"VAI" TRACTOR - PARTS CATALOG VTA-894 ZENITH CARBURETORS



DO NOT ORDER PARTS FROM THE ILLUSTRATION ONLY. REFER TO THE LIST ALSO.

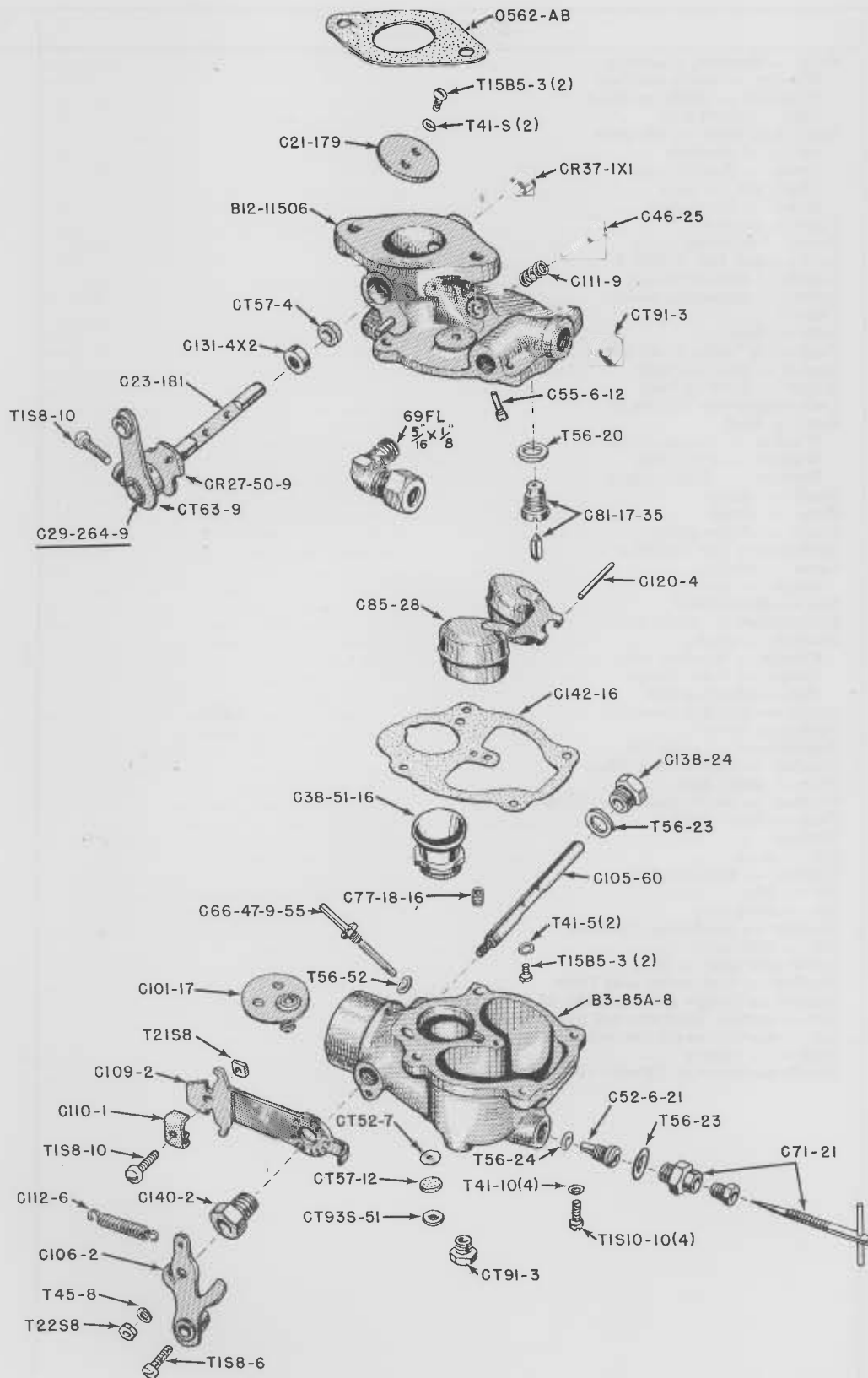
"VAI" TRACTOR - PARTS CATALOG

VTA-894 ZENITH CARBURETORS

Part Number	DESCRIPTION	Quantity Used
B12-11106	Body — throttle, assembly	1
*CT57-4	Washer — shaft packing	1
*C131-4X2	Retainer — shaft packing	1
CR37-1X1	Plug — shaft hole	1
C29-264-9	Shaft and lever — throttle	1
C23-181	Shaft — throttle	1
CR27-50-9	Lever — throttle stop	1
CT63-9	Taper pin — lever	1
T1S8-10	Screw — lever stop	1
C21-179	Plate — throttle	1
*T15B5-3	Screw — throttle plate	2
T41-S	Lockwasher for T15B5-3	2
*C46-25	Needle — idle adjusting	1
C111-9	Spring — adjusting needle	1
C85-28	Float	1
*C120-4	Axle — float	1
CT91-3	Plug — 1/8" pipe (fuel inlet)	1
#*C142-16	Gasket — bowl to body	1
*T1S10-10	Screw — bowl to body	4
T41-10	Lockwasher for T1S10-10	4
B3-85A-4	Bowl — fuel	1
*CT52-7	Washer — intake drain	1
*CT57-12	Washer — drain felt	1
*CT93S-51	Retainer — felt washer	1
C105-60	Shaft — choke	1
C101-17	Plate — choke	1
*T15B5-3	Screw — choke plate	2
T41-5	Lockwasher for T15B5-3	2
C106-2	Lever — choke	1
T1S8-6	Screw — swivel	1
T22S8	Nut — choke shaft	1
T45-8	Lockwasher — shaft nut	1
C109-2	Bracket — choke	1
C110-1	Clamp — bracket tube	1
T1S8-10	Screw — tube clamp	1
T21S8	Nut — clamp screw	1
C140-2	Screw — bracket assembly	1
C112-6	Spring — lever	1
C71-21	Adjustment — main jet	1
#*T56-23	Washer — adjustment fibre	1
C138-24	Plug — shaft hole	1
#*T56-23	Washer — shaft hole plug fibre	1
CT91-3	Plug — bowl drain (1/8" pipe)	1
C38-51-16	Venturi	1
*C52-6-22	Jet — main	1
#*T56-24	Washer — main jet fibre	1
*C55-6-10	Jet — idle	1
*C66-47-55	Jet — discharge	1
#*T56-52	Washer — discharge jet fibre	1
*C77-18-16	Jet — well vent	1
*C81-17-35	Valve and seat — fuel	1
#*T56-20	Washer — fuel valve seat fibre	1
*C141-4-6	Gasket — flange (not in C181-66 kit) (see 0562-AB)	1
C181-66	Kit — gasket (includes all parts marked with #)	1
K-11106	Kit — service parts (includes all parts marked with *)	1
0562-AB	Gasket — flange	1
VTA-894	Zenith carburetor, (Model 161JX7, outline #11106)	1

DO NOT ORDER PARTS FROM THE ILLUSTRATION ONLY. REFER TO THE LIST ALSO.

"VAI" TRACTOR - PARTS CATALOG VTA-4703 ZENITH CARBURETORS



DO NOT ORDER PARTS FROM THE ILLUSTRATION ONLY. REFER TO THE LIST ALSO.

"VAI" TRACTOR - PARTS CATALOG

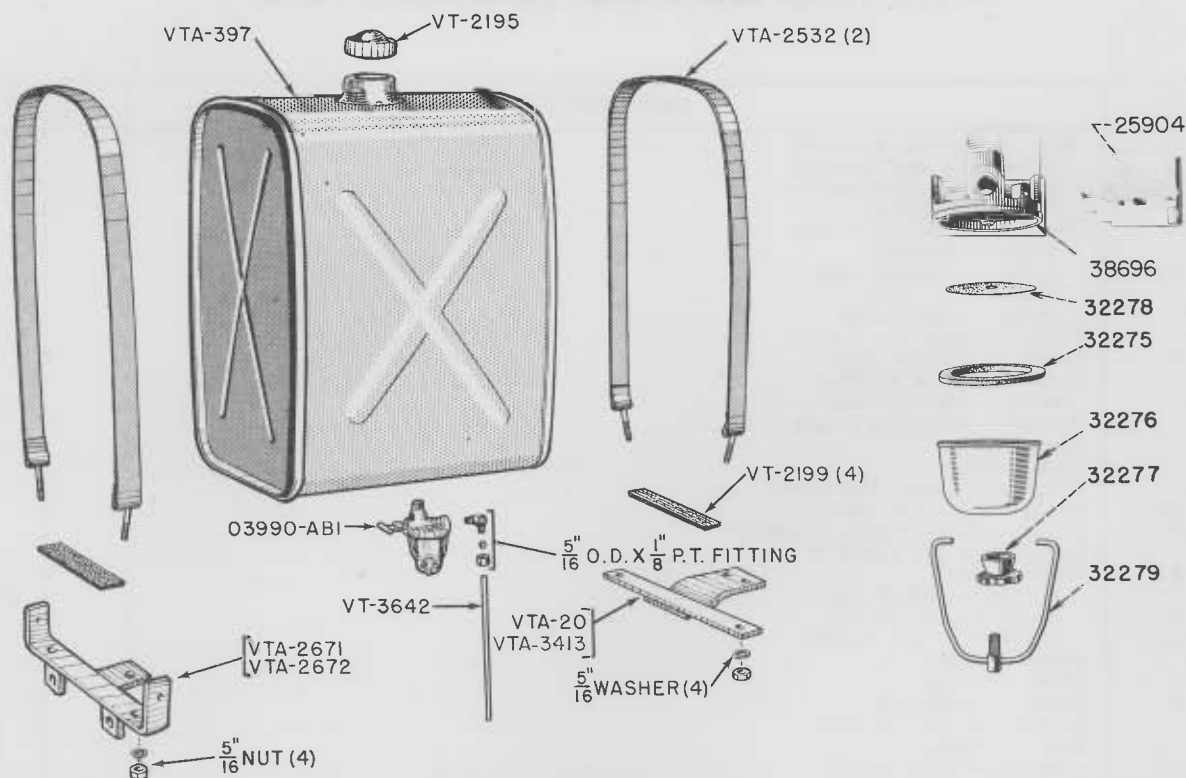
VTA-4703 ZENITH CARBURETORS

Part Number	DESCRIPTION	Quantity Used
B12-11506	Body — throttle, assembly	1
*CT57-4	Washer — shaft packing	1
*C131-4X2	Retainer — shaft packing	1
CR37-1X1	Plug — shaft hole	1
C29-264-9	Shaft and lever — throttle	1
C23-181	Shaft — throttle	1
CR27-50-9	Lever — throttle stop	1
CT63-9	Taper pin — lever	1
T1S8-10	Screw — lever stop	1
C21-179	Plate — throttle	1
*T15B5-3	Screw — throttle plate	2
T41-S	Lockwasher for T15B5-3	2
*C46-25	Needle — idle adjusting	1
C111-9	Spring — adjusting needle	1
C85-28	Float	1
*C120-4	Axle — float	1
CT-91-3	Plug — 1/8" pipe (fuel inlet)	1
#*C142-16	Gasket — bowl to body	1
T1S10-10	Screw — bowl to body assembly	4
T41-10	Lockwasher for T1S10-10	4
B3-85A-8	Bowl — fuel	1
*CT52-7	Washer — intake drain	1
*CT57-12	Washer — drain, felt	1
*CT93S-51	Retainer — felt washer	1
C105-60	Shaft — choke	1
C101-17	Plate — choke	1
*T15B5-3	Screw — choke plate	2
T41-5	Lockwasher for T15B5-3	2
C106-2	Lever — choke	1
T1S8-6	Screw — lever swivel	1
T22S8	Nut — choke shaft	1
T45-8	Lockwasher — shaft nut	1
C109-2	Bracket — choke	1
C110-1	Clamp — bracket tube	1
T1S8-10	Screw — tube clamp	1
T21S8	Nut — clamp screw	1
C140-2	Screw — bracket assembly	1
C112-6	Spring — lever return	1
C71-21	Adjustment — main jet	1
#*T56-23	Washer — adjusting fibre	1
C138-24	Plug — shaft hole	1
#*T56-23	Washer — shaft hole plug fibre	1
CT91-3	Plug — bowl drain (1/8" pipe)	1
C38-51-16	Venturi	1
*C52-6-21	Jet — main	1
#*T56-24	Washer — main jet fibre	1
*C55-6-12	Jet — idle	1
*C66-47-9-55	Jet — discharge	1
#*T56-52	Washer — discharge jet fibre	1
*C77-18-16	Jet — well vent	1
#*T56-20	Washer — fuel valve seat fibre	1
*C81-17-35	Valve and seat — fuel	1
*C141-4-6	Gasket — flange (not in C181-66 kit) (see 0562-AB)	1
C181-66	Kit — gasket (includes all parts marked with #)	1
K-11506	Kit — service parts (includes all parts marked with *)	1
0562-AB	Gasket — carburetor to manifold	1
VTA-4703	Zenith carburetor (model 161JX7, outline #11506)	1

DO NOT ORDER PARTS FROM THE ILLUSTRATION ONLY. REFER TO THE LIST ALSO.

"VAI" TRACTOR - PARTS CATALOG

MAIN FUEL TANK



Part Number	DESCRIPTION	Quantity Used
03990-AB1	Strainer — fuel complete	1
VT-2195	Cap — fuel tank	1
VT-2199	Felt — fuel tank	4
VT-3642	Line — fuel	1
	5/16 O.D. x 1/8 P.T. elbow — compression with sleeve and nut (Imperial #69-FL)	1
VTA-20	Bracket — support, rear (tractors before No. 6014292 and after No. 6014314) (see VTA-3413)	1
VTA-22	Strap — fuel tank, front (use VTA-2532)	
VTA-185	Strap — fuel tank, rear (use VTA-2532)	
VTA-375	Bracket — front (use VTA-2671)	
VTA-397	Tank — fuel	1
VTA-2532	Strap — fuel tank, front and rear	2
	5/16" nut, hexagon, U.N.C. with lockwasher	4
VTA-2671	Bracket — fuel tank, front (gasoline manifolds) (see VTA-2672)	1
VTA-2672	Bracket — fuel tank, front (low cost fuel manifolds) (see VTA-2671)	1
VTA-3413	Bracket — support, rear (tractors No. 6014292 thru No. 6014314) (see VTA-20)	1

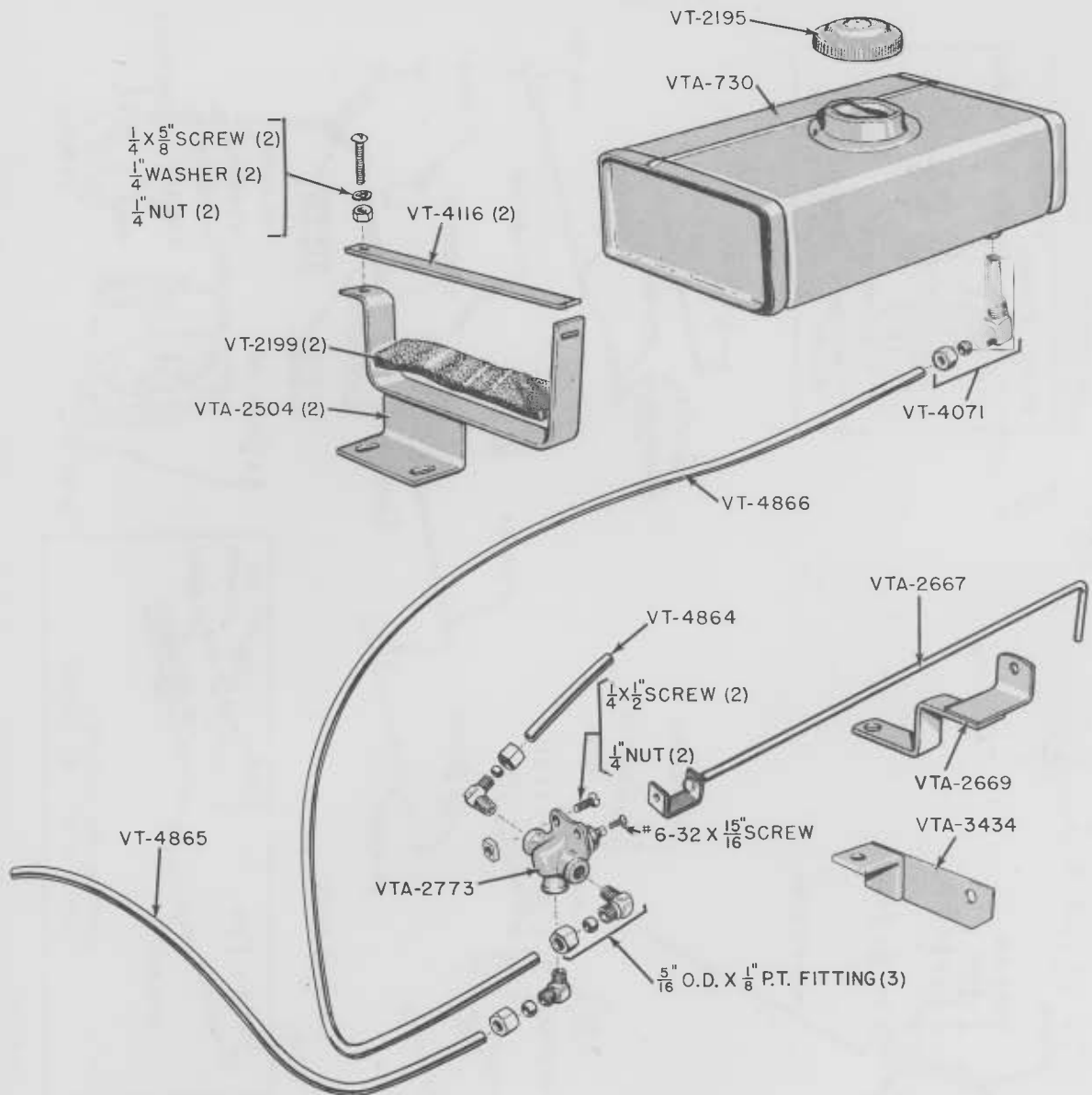
PARTS FOR 03990-AB1 FUEL STRAINER

25904	Valve — fuel strainer	1
32275	Gasket — fuel strainer	1
32276	Bowl — fuel strainer	1
32277	Cup and nut — fuel strainer	1
32278	Screen assembly — fuel strainer	1
32279	Bail assembly — fuel strainer	1
38696	Head — fuel strainer	1

DO NOT ORDER PARTS FROM THE ILLUSTRATION ONLY. REFER TO THE LIST ALSO.

"VAI" TRACTOR - PARTS CATALOG

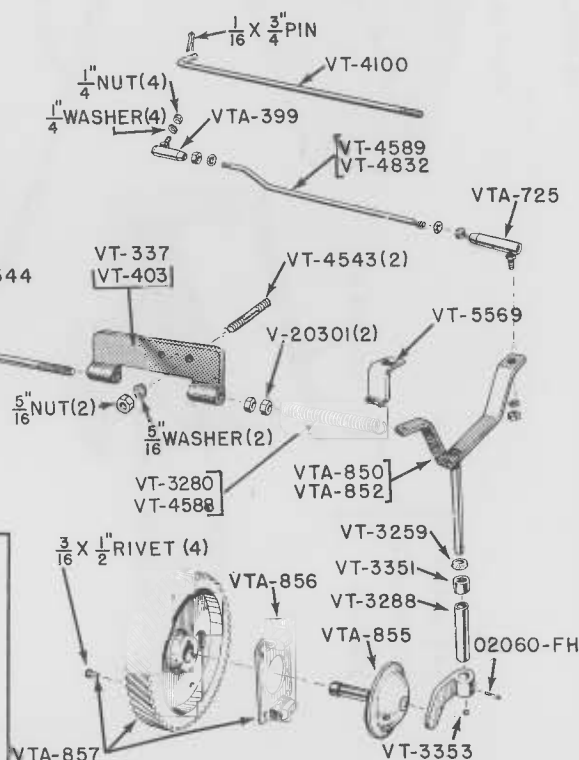
AUXILIARY FUEL TANK AND LINES



Part Number	DESCRIPTION	Quantity Used
VT-2195	Cap — priming tank	1
VT-2199	Felt — fuel tank	2
VT-4071	Strainer — fuel tank	1
VT-4116	Clamp — priming tank	2
	$\frac{1}{4} \times \frac{5}{8}$ screw, machine, round head, U.N.C. with square nut and lockwasher	2
VT-4864	Line — fuel, three way valve to main tank	1
	$\frac{5}{16}$ O.D. $\times \frac{1}{8}$ P.T. elbow — compression, with sleeve and nut (Imperial #69-FL)	1
VT-4865	Line — fuel, three way valve to carburetor	1
	$\frac{5}{16}$ O.D. $\times \frac{1}{8}$ P.T. elbow — compression, with sleeve and nut (Imperial #69-FL)	1
VT-4866	Line — fuel, three way valve to priming tank	1
	$\frac{5}{16}$ O.D. $\times \frac{1}{8}$ P.T. elbow — compression, with sleeve and nut (Imperial #69-FL)	1
VTA-730	Tank — priming, with cap	1
VTA-2504	Bracket — priming tank	2
VTA-2667	Control — valve	1
VTA-2669	Bracket — control valve (tractors before No. 6014292 and tractors after No. 6014314)	1
	(see VTA-3434)	1
VTA-2773	Valve — three way, compete	1
	$\frac{1}{4} \times \frac{1}{2}$ screw, machine, round head, U.N.C. with square nut	2
	No. 6-32 $\times \frac{15}{16}$ screw, cap hexagon head (steel)	1
VTA-3434	Bracket — control valve (tractors No. 6014292 thru No. 6014314 only) (see VTA-2669)	1

DO NOT ORDER PARTS FROM THE ILLUSTRATION ONLY. REFER TO THE LIST ALSO.

DO NOT ORDER PARTS FROM THE ILLUSTRATION ONLY. REFER TO THE LIST ALSO.



"VAI" TRACTOR - PARTS CATALOG

GOVERNOR AND THROTTLE LINKAGE

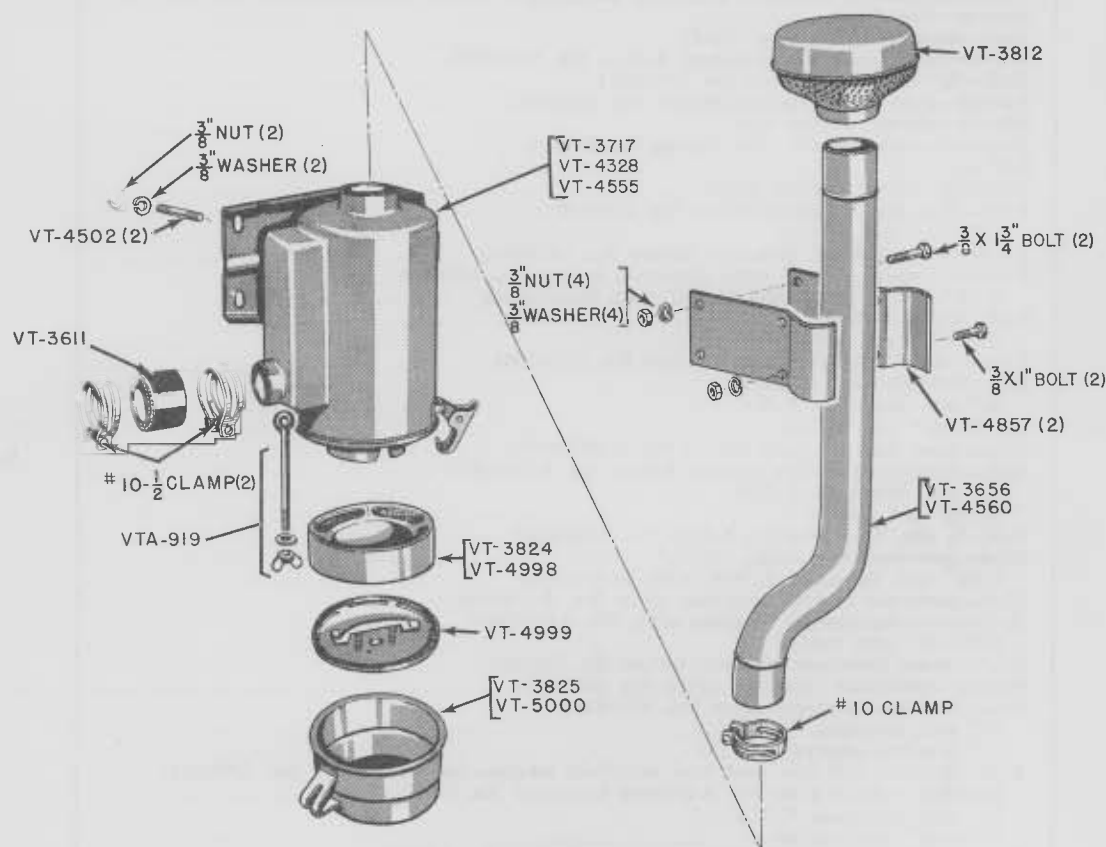
Part Number	DESCRIPTION	Quantity Used
01554-AB1	Spring—tension bolt	1
02060-FH	Rollpin ($\frac{1}{8} \times \frac{3}{4}$ ") (use with VTA-850)	1
V-20301	Nut—governor rod	2
VT-127	Gear—camshaft timing (tractors before No. 5365687) (see VTA-857)	1
VT-201	Lever—speed control (see VT-687)	1
VT-210	Lever—hand speed control	1
VT-212	Guide—control rod (engines before No. A4700000)	1
VT-337	Guide—control rod (engines after No. A4700000 and tractors before No. 5365687)	1
VT-339	Guide—control rod (tractors after No. 5365686) (use VT-403)	1
VT-403	Guide—control rod (tractors after No. 5365686)	1
	$\frac{5}{16} \times 1$ " bolt, hex. head, U.N.C. with lockwasher	2
VT-687	Lever—speed control (see VT-201) (offset for double control)	1
VT-2105	Pin—clevis (tractors after No. 5370000)	1
VT-2398	Yoke—adjustable (tractors after No. 5370000)	1
VT-2435	Spring—foot feed	1
VT-3259	Seal—dust, felt, governor shaft	1
VT-3266	Driver—ball, governor (tractors before No. 5365687)	1
VT-3268	Ball— $\frac{3}{4}$ " (tractors before No. 5365687)	9
VT-3280	Spring—governor (tractors before No. 5365687)	1
VT-3288	Spacer—thrust, rocker arm	1
VT-3351	Bearing—rocker shaft (Torrington No. B-610)	1
VT-3353	Ball— $\frac{3}{16}$ "	1
VT-3613	Bushing—speed control lever	1
VT-3705	Link—foot feed (tractors before No. 5370000)	1
	$\frac{3}{32} \times \frac{3}{4}$ " pin, cotter	2
VT-3706	Lever—hand control (tractors before No. 5370000)	1
VT-3708	Bracket—speed control lever (tractors before No. 5370000)	1
	$\frac{1}{2} \times 1 \frac{3}{4}$ " bolt, hex. head, U.N.C. with lockwasher	1
VT-3709	Rod—hand control	1
	$\frac{3}{32} \times \frac{3}{4}$ " pin, cotter	2
VT-3711	Lever—hand control (tractors after No. 5370000)	1
VT-3727	Bolt—tension control handle	1
	$\frac{3}{8}$ " nut, hexagon, U.N.C.	1
	$\frac{1}{16} \times \frac{3}{4}$ " pin, cotter	1
VT-3792	Link—foot feed (engines before No. A4700000)	1
VT-4100	Rod—throttle (gasoline engines before No. A4700000)	1
	$\frac{1}{4}$ " nut, hexagon, U.N.F.	1
	$\frac{1}{8} \times \frac{3}{4}$ " pin, cotter	1
VT-4528	Pin— $\frac{1}{8}$ dia. $\times \frac{1}{4}$ " tractors before No. 5365687)	1
VT-4543	Stud—governor rod guide, $\frac{1}{16} \times 1 \frac{1}{2}$ "	2
	$\frac{5}{16}$ " nut, hexagon, U.N.F. with lockwasher	2
VT-4544	Rod—governor control (engines after No. A4700000)	1
VT-4559	Rod—governor control (engines after No. A4700000)	1
	$\frac{3}{32} \times \frac{3}{4}$ " pin, cotter	3
VT-4565	Race—inner governor (tractors before No. 5365687)	1
VT-4588	Spring—governor (tractors after No. 5365686)	1
VT-4589	Rod—throttle (tractors after No. 5365686)	1
	$\frac{1}{4}$ " nut, hexagon, U.N.F.	2
	$\frac{1}{4}$ " washer, shakeproof, IT	2
VT-4832	Rod—throttle (all low cost fuel manifold engines before tractor No. 5365687; gasoline engines after No. A4700000 to tractor No. 5365687)	1
	$\frac{1}{4}$ " nut, hexagon, U.N.F.	1
	$\frac{1}{16} \times \frac{3}{4}$ " pin, cotter	1
VT-4876	Screw—adjusting, governor stop (engines before No. A4700000)	1
	$\frac{5}{16}$ " nut, hexagon, jam, U.N.F.	1
VT-4947	Lever—speed blocking (engines after No. A4700000 and before tractor No. 5658475)...	1
	$\frac{3}{32} \times \frac{1}{2}$ " pin, cotter	1
VT-4996	Link—foot feed (tractors after No. 5370000)	1
	$\frac{1}{4}$ " nut, hexagon, U.N.F.	1
	$\frac{3}{32} \times \frac{3}{4}$ " pin, cotter	1
VT-5416	Lever—speed control lockout (tractors after No. 5658474)	1
	$\frac{3}{32} \times \frac{1}{2}$ " pin, cotter	1
VT-5569	Damper—governor spring	1
VTA-335	Governor shaft and outer race (tractors before No. 5365687)	1
VTA-382	Bolt—spring	1
	$\frac{5}{16}$ " nut, hexagon, U.N.C.	1
VTA-399	Ball and socket assembly (tractors after No. 5365686)	1
VTA-428	Bracket—speed control lever (engines before No. A4700000) (use VT-4947, VT-3708 and VTA-2687)	1
VTA-429	Lever—speed blocking (engines before No. A4700000) (use VT-4947), VT-3708 and VTA-2687)	1
VTA-576	Rod—control (engines before No. A4700000)	1
	$\frac{3}{32} \times \frac{3}{4}$ " pin, cotter	1
VTA-725	Ball and socket assembly	1
	$\frac{1}{4}$ " nut, hexagon, U.N.F. with lockwasher	1
VTA-850	Lever and arm assembly (engines after No. A4700000)	1
VTA-852	Lever and arm assembly (engines before No. A4700000)	1

DO NOT ORDER PARTS FROM THE ILLUSTRATION ONLY. REFER TO THE LIST ALSO.

"VAI" TRACTOR - PARTS CATALOG

GOVERNOR AND THROTTLE LINKAGE (Continued)

Part Quantity	DESCRIPTION	Number Used
VT-A-855	Governor shaft assembly (tractors after No. 5365686)	1
VT-A-856	Governor weight assembly (tractors after No. 5365686)	1
	$\frac{3}{16}$ x $\frac{1}{2}$ " rivet, round head	4
VT-A-857	Governor weight and drive gear (tractors after No. 5365686)	1
VT-A-2687	Bracket assembly—speed control lever (engines after No. A4700000 and before tractor No. 5658475)	1
	$\frac{1}{2}$ x $\frac{3}{4}$ " bolt, hexagon head, U.N.C. with lockwasher	1
VT-A-3259	Bracket assembly—speed control lever (tractors after No. 5658474 to No. 6014292; tractors after No. 6014314)	1
	$\frac{1}{2}$ x $\frac{3}{4}$ " bolt, hexagon head, U.N.C. with lockwasher	1
VT-A-3416	Bracket assembly—speed control lever (tractors No. 6014292 through No. 6014314 only)	1



AIR CLEANER ASSEMBLY

VT-3611	Connector — hose	1
	No. 10- $\frac{1}{2}$ clamp — standard hose, with bolt and nut	2
VT-3656	Pipe — inlet (used with VT-128 manifold)	1
VT-3717	Air cleaner — complete (used with VT-128 manifold)	1
VT-3812	Cap — inlet	1
VT-3824	Chamber (for VT-3717 and VT-4328 cleaners)	1
VT-3825	Cup (for VT-3717 and VT-4328 cleaners)	1
VT-4328	Air cleaner — complete (low cost fuel engines before No. A4700000)	1
VT-4502	Stud — air cleaner, $\frac{3}{8}$ x $\frac{1}{8}$ "	2
	$\frac{3}{8}$ " nut, hexagon, U.N.C. with lockwasher	2
VT-4555	Air cleaner — complete (engines after No. A4700000)	1
VT-4560	Pipe — inlet (engines after No. A4700000)	1
	No. 10 clamp, standard hose, with bolt and nut	1
VT-4857	Clamp — inlet	2
	$\frac{3}{8}$ x $\frac{1}{8}$ " bolt, hexagon head, U.N.C. with hexagon nut and lockwasher	2
	$\frac{3}{8}$ x $\frac{1}{4}$ " bolt, hexagon head, U.N.C. with hexagon nut and lockwasher	2
VT-4998	Pre-filter (for VT-4555 cleaner)	1
VT-4999	Baffle (for VT-4555 cleaner)	1
VT-5000	Cup (for VT-4555 cleaner)	1
VTA-919	Eyebolt — lockwasher, and wing nut assembly	1

DO NOT ORDER PARTS FROM THE ILLUSTRATION ONLY. REFER TO THE LIST ALSO.

"VAI" TRACTOR - PARTS CATALOG

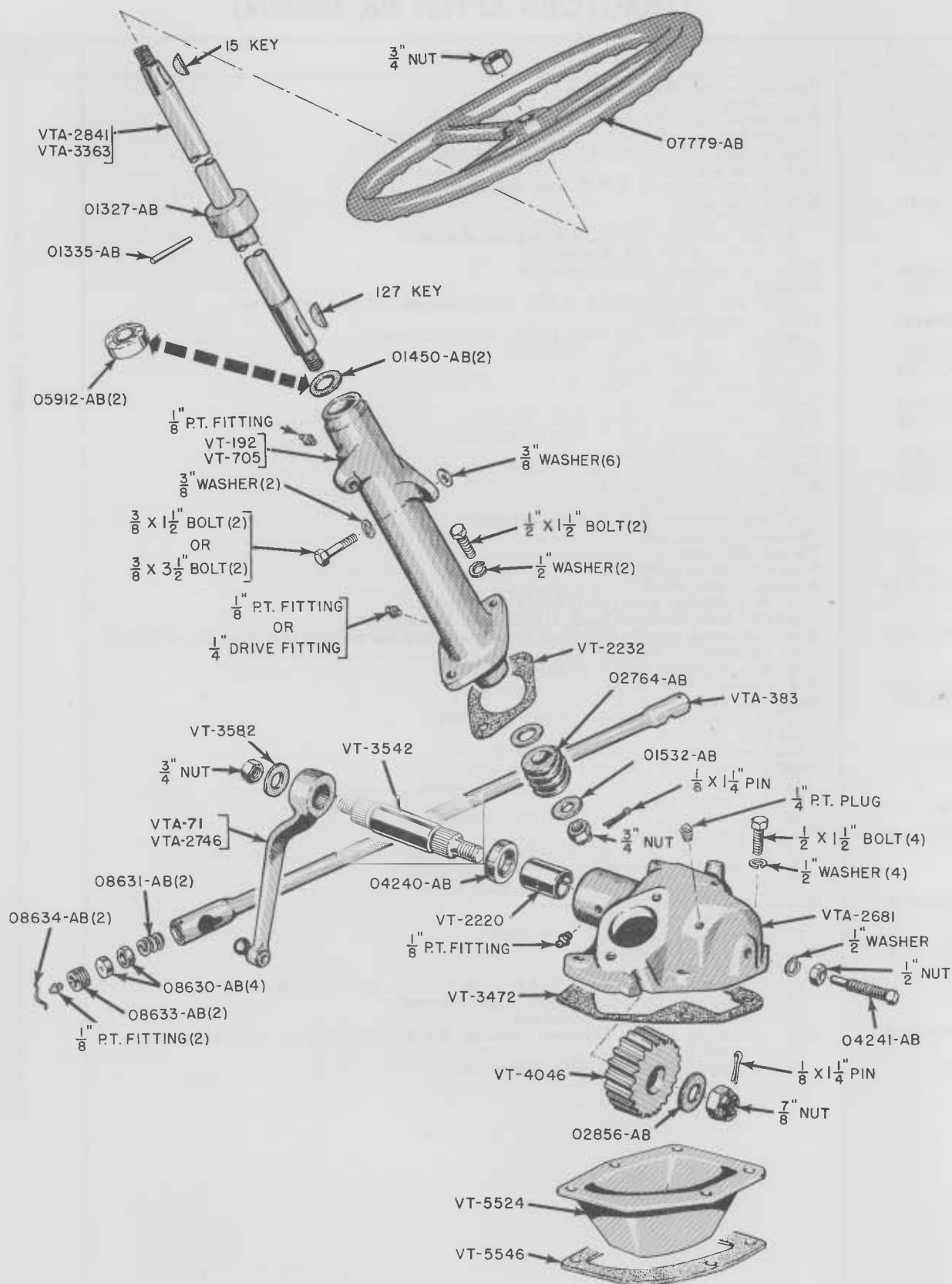
FRONT SUPPORT AND AXLE ASSEMBLY

(TRACTORS AFTER No. 5658074)

Part Number	DESCRIPTION	Quantity Used
5332-A	Bushing — steering spindle	4
04639-AB	Pin — king	2
08597-AB	Dust cover (for VTA-2816 and VTA-2817)	1
08598-AB	Washer for dust cover (for VTA-2816 and VTA-2817)	1
08599-AB	Seal — dust cover rubber (for VTA-2816 and VTA-2817)	1
V-14102	Bolt — tie rod clamp	2
	5/16" nut, hexagon, U.N.F. with lockwasher	2
V-14115	Bolt — rear pivot	1
	3/16x1 3/4" cotter pin	1
	7/8" nut, hexagon, U.N.C., S.F. regular slotted	1
	7/8" washer, plain, S.A.E. standard	1
V-20300	Nut — tie rod end, hexagon, slotted	2
VT-541	Support — front axle	1
	5/8x3" bolt, hexagon head, U.N.C. with hexagon nut and lockwasher	2
VT-542	Plate — support cover	1
	5/8x1 1/4" bolt, hexagon head, U.N.C. with lockwasher	4
VT-659	Bracket — front pivot (use VTA-3175)	
VT-3983	Bracket — radiator support	1
	3/8x1" bolt, hexagon head, U.N.C. with lockwasher	2
VT-3984	Bearing — spindle thrust	2
VT-4138	Stud — support to engine block (5/8x2 7/8")	2
	5/8" nut hexagon, U.N.F. with lockwasher	2
VT-5020	Bushing — front axle pivot	1
VT-5026	Pin — front axle pivot (see VTA-3175)	1
VT-5032	Arm — spindle, right-hand	1
	No. 15 woodruff key	1
	3/4" nut, hexagon, U.N.F. with lockwasher	1
VT-5114	Clamp — tie rod end	2
VT-5115	Tie rod (36" long)	1
VT-5156	Plug — steering spindle	4
VTA-2740	Bracket — rear pivot	1
	1/8" P.T. fitting, straight (Lincoln No. 5000)	1
	1/2x1 1/4" bolt, hexagon head, U.N.C. with lockwasher	4
VTA-2747	Arm — steering spindle, left-hand (tractors before No. 6014292 and after No. 6014314)	1
	No. 15 woodruff key	1
	3/4" nut, hexagon, U.N.F. with lockwasher	1
VTA-2816	End — tie rod, right-hand	1
VTA-2817	End — tie rod, left-hand	1
	1/8" P.T. fitting, straight (Lincoln No. 5000)	1
	1/8x1 1/4" cotter pin	1
VTA-2936	Spindle — steering, right-hand with bushings	1
VTA-2937	Spindle — steering, left-hand with bushings	1
	1/8" P.T. fitting, 45° elbow (Lincoln No. 5200)	1
	1/8x1 1/4" cotter pin	1
	3/4" nut, hexagon, U.N.F. light thick slotted	1
VTA-3170	Front axle with bushing	1
	1/8" P.T. fitting, 67 1/2° elbow (Lincoln No. 5300)	1
	3/8x1" set screw, square head, cup point, U.N.C.	2
	3/8" nut, hexagon, U.N.C., S.F. jam light series	2
VTA-3172	Radius rod and pivot block	1
	1" nut, hexagon, U.N.C.	2
	1" washer, shakeproof, I.T. (No. 1236)	2
VTA-3175	Bracket and pin — front pivot	1
	1/4x2" cotter pin	1
	3/8x3 1/4" bolt, hexagon head, U.N.C. with hexagon nut and lockwasher	1
	5/8x2" bolt, hexagon head, U.N.C. with lockwasher	3
	1 1/4" washer, plain, S.A.E. standard	1
VTA-3415	Arm — steering spindle, left-hand (tractors No. 6014292 thru No. 6014314 only)	
	No. 15 woodruff key	1
	3/4" nut, hexagon, U.N.F. with lockwasher	1

"VAI" TRACTOR - PARTS CATALOG

STEERING GEAR AND DRAG LINK



DO NOT ORDER PARTS FROM THE ILLUSTRATION ONLY. REFER TO THE LIST ALSO.

"VAI" TRACTOR - PARTS CATALOG

STEERING GEAR AND DRAG LINK

(TRACTORS BEFORE No. 6014292 AND AFTER No. 6014314)

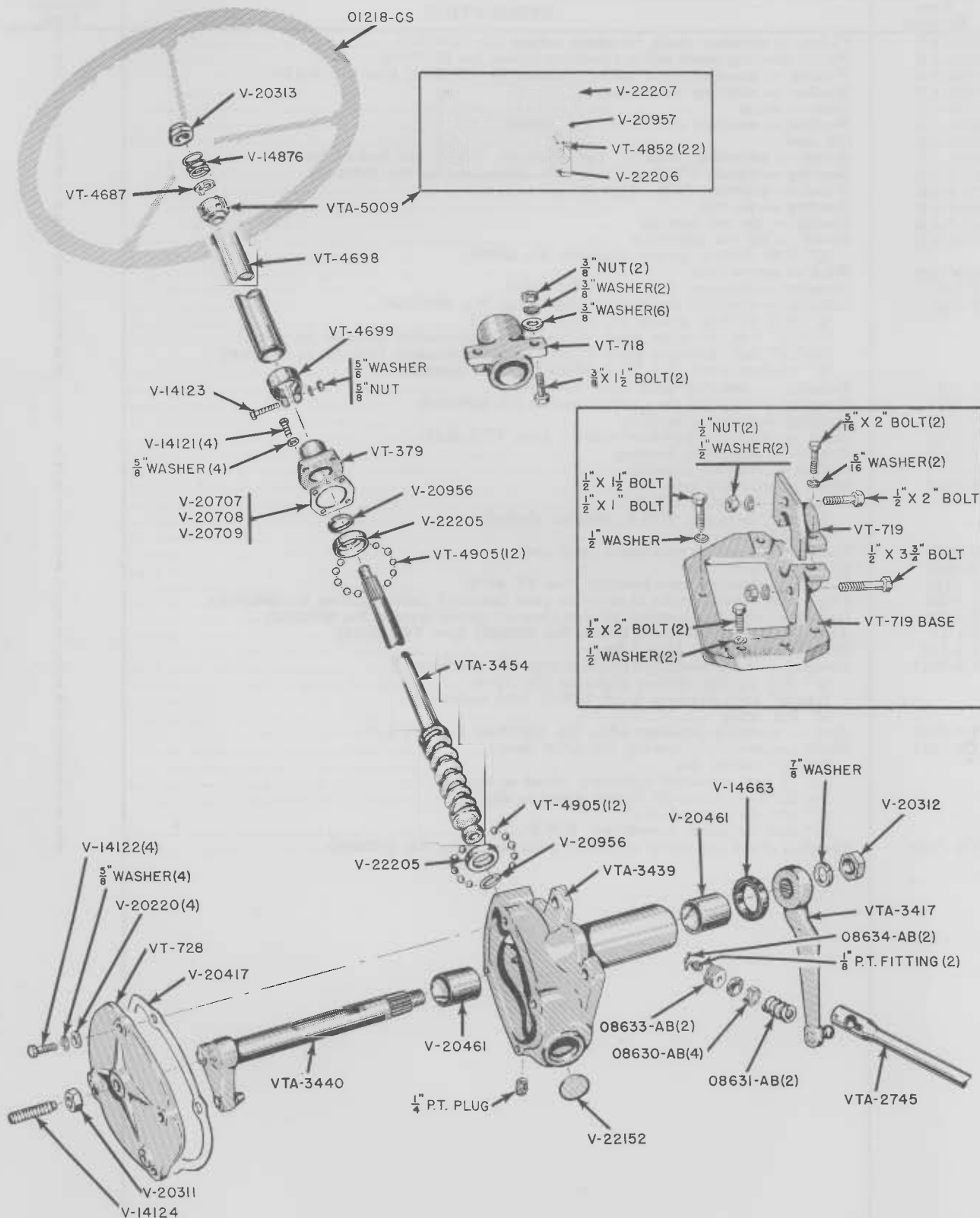
Part Number	DESCRIPTION	Quantity Used
01327-AB	Collar — steering shaft (tractors before No. 5359394)	1
01335-AB	Pin — steering shaft collar (tractors before No. 5359394)	1
01450-AB	Washer — steering shaft (before tractor No. 6002844) (see 05912-AB)	2
01532-AB	Washer — steering worm gear	1
02764-AB	Gear — worm	1
02856-AB	Washer — steering gear shaft (gear end)	1
04240-AB	Oil seal	1
04241-AB	Screw — adjusting, with 1/2" nut, hexagon, U.N.C. and lockwasher	1
05912-AB	Bearing — thrust (Timken No. T-107) (after tractor No. 6002843)	2
07779-AB	Wheel — steering, 17 3/4" diameter	1
08630-AB	Bearing — tie rod	4
08631-AB	Spring — tie rod bearing	2
08633-AB	Screw — tie rod adjusting	2
	1/8" P.T. fitting, grease (Lincoln No. 5000)	2
08634-AB	Wire — screw lock	2
VT-179	Housing — steering gear (use VTA-2681)	
VT-192	Column — steering shaft (tractors before No. 6002844)	1
	1/8" P.T. fitting, grease (Lincoln No. 5000)	2
	3/8 x 1 1/2" bolt, hexagon head, U.N.C. with lockwasher (column to panel)	2
	1/2 x 1 1/2" bolt, hexagon head, U.N.C. with lockwasher, (column to housing)	2
	3/8" washer, plain, S.A.E. standard (used as spacers)	6
VT-522	Housing — steering gear (use VTA-2681)	
VT-705	Housing — steering gear (after tractor No. 6002843)	1
VT-2220	Bushing — steering housing	1
VT-2231	Shaft — steering (without collar) (use VTA-2841)	
VT-2232	Gasket — column to housing	1
VT-3472	Gasket — steering housing	1
VT-3542	Shaft — steering arm	1
	3/4" nut, hexagon, U.N.F.	1
	7/8" nut, hexagon, U.N.F. regular slotted	1
	1/8 x 1 1/4" cotter pin	1
VT-3582	Washer — steering arm shaft (arm end)	1
VT-4046	Wheel — worm	1
VT-4148	Gasket — steering gear housing (use VT-3472)	
VT-5524	Pan — oil (Torque tube to steering gear housing) (after tractor No 6002843)	1
VT-5546	Gasket — steering housing oil pan (lower) (after tractor No. 6002843)	1
VTA-71	Arm — steering (tractors before No. 565800) (see VTA-2746)	1
VTA-383	Drag link assembly (36 1/2" ling)	1
VTA-2681	Housing — with bushing (tractors after No. 5370499)	1
	1/8" P.T. fitting, grease (Lincoln No. 5000)	1
	1/2 x 1 1/2" bolt, hexagon head, U.N.C. with lockwasher	4
	1/4" P.T. Plug	1
VTA-2746	Arm — steering (tractors after No. 5657999) (see VTA-71)	1
VTA-2841	Shaft assembly — steering (39-5/16" long)	1
	1/8 x 1 1/4" cotter pin	1
	No. 15 key, woodruff (steering wheel to shaft)	1
	No. 127 key, woodruff (worm wheel to shaft)	1
	3/4" nut, hexagon, U.N.F.	1
	3/4" nut, hexagon, castellated, U.N.F.	1
VTA-3363	Steering shaft and collar assembly (tractors after No. 5370499)	1

DO NOT ORDER PARTS FROM THE ILLUSTRATION ONLY. REFER TO THE LIST ALSO.

"VAI" TRACTOR - PARTS CATALOG

STEERING GEAR AND DRAG LINK

(TRACTORS No. 6014292 THROUGH No. 6014314)



DO NOT ORDER PARTS FROM THE ILLUSTRATION ONLY. REFER TO THE LIST ALSO.

"VAI" TRACTOR - PARTS CATALOG

STEERING GEAR AND DRAG LINK

(TRACTORS No. 6014292 THROUGH No. 6014314)

Part Number	DESCRIPTION	Quantity Used
01218-CS	Steering wheel	1
08630-AB	Bearing — drag link	4
08631-AB	Spring — bearing adjustment	2
08633-AB	Screw — adjusting	2
	1/8" P.T. fitting, grease, straight (Lincoln No. 5000)	2
08634-AB	Wire — lock	2
V-14121	Bolt — housing cover (5/16"-18x3/4" U.N.C.)	4
	5/16" lockwasher	4
V-14122	Bolt — side cover (5/16"-18x1" U.N.C.)	4
	5/16" lockwasher	4
V-14123	Bolt — jacket clamp (5/16"-24x1 7/8" U.N.F.)	1
	5/16" hexagon nut, U.N.F. with lockwasher	1
V-14124	Screw — adjusting	1
V-14663	Seal — steering gear housing oil	1
V-14876	Spring — steering column bearing	1
V-20220	Washer — flat copper	4
V-20311	Locknut — adjusting screw	1
V-20312	Nut — cross shaft arm	1
V-20313	Nut — acorn, steering wheel	1
V-20417	Gasket — side cover	1
V-20461	Bushing — steering gear housing	2
V-20707	Shim — housing cover (.003")	U.A.R.
V-20708	Shim — housing cover (.010")	U.A.R.
V-20709	Shim — housing cover (.002")	U.A.R.
V-20956	Ring — snap, bearing retainer	2
V-20957	Ring — upper bearing retaining (use VTA-5009)	
V-22152	Plug — expansion	1
V-22205	Cup — bearing, worm	2
V-22206	Race — inner, upper bearing (use VTA-5009)	
V-22207	Race — outer, upper bearing (use VTA-5009)	
VT-378	Housing — steering gear (use VTA-3439)	
VT-379	Cover — upper housing	1
VT-718	Support — steering column	1
	3/8 x 1 1/2" bolt, hexagon head, U.N.C. w/hexagon nut and lockwasher	2
	3/8" washer, plain, S.A.E.	U.A.R.
VT-719	Steering housing base and cap (matched set)	1
	1/2 x 1 1/4" bolt, hexagon head, U.N.C. with lockwasher	2
	1/2 x 1 1/2" bolt, hexagon head, U.N.C. with lockwasher	1
	1/2 x 2" bolt, hexagon head, U.N.C. with lockwasher	2
	1/2 x 3 3/4" bolt, hexagon head, U.N.C. with hexagon nut and lockwasher	1
VT-728	Cover — housing side	1
VT-4687	Seat — spring	1
VT-4698	Jacket — steering shaft	1
VT-4699	Clamp — tube jacket	1
VT-4852	Ball — upper bearing (use VTA-5009)	22
VT-4905	Ball — steering shaft bearing	24
VTA-2745	Drag link assembly (42" long)	1
VTA-3417	Steering arm — rear	1
VTA-3439	Steering gear housing complete with bushings	1
	1/4" plug P.T. plug	1
VTA-3440	Steering cross shaft	1
VTA-3454	7/8" lockwasher	1
VTA-5009	Steering wheel shaft and cam (welded)	
	Upper column bearing unit, complete, (includes: (1) V-20957, (1) V-22206, (1) V-22207 and (22) VT-4852)	1

DO NOT ORDER PARTS FROM THE ILLUSTRATION ONLY. REFER TO THE LIST ALSO.

"VAI" TRACTOR - PARTS CATALOG

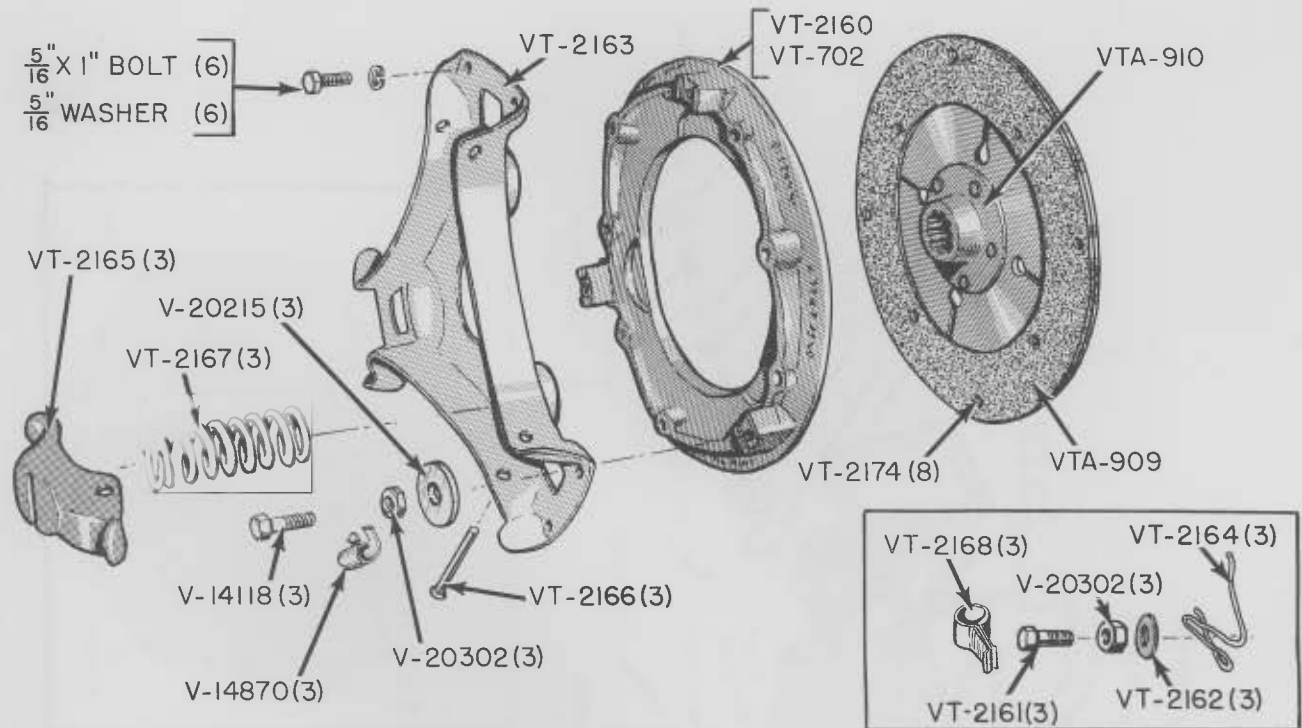
STEERING GEAR AND SHAFT
STEERING GEAR AND SHAFT



DO NOT ORDER PARTS FROM THE ILLUSTRATION ONLY. REFER TO THE LIST ALSO.

"VAI" TRACTOR - PARTS CATALOG

CLUTCH PRESSURE PLATE AND LININGS

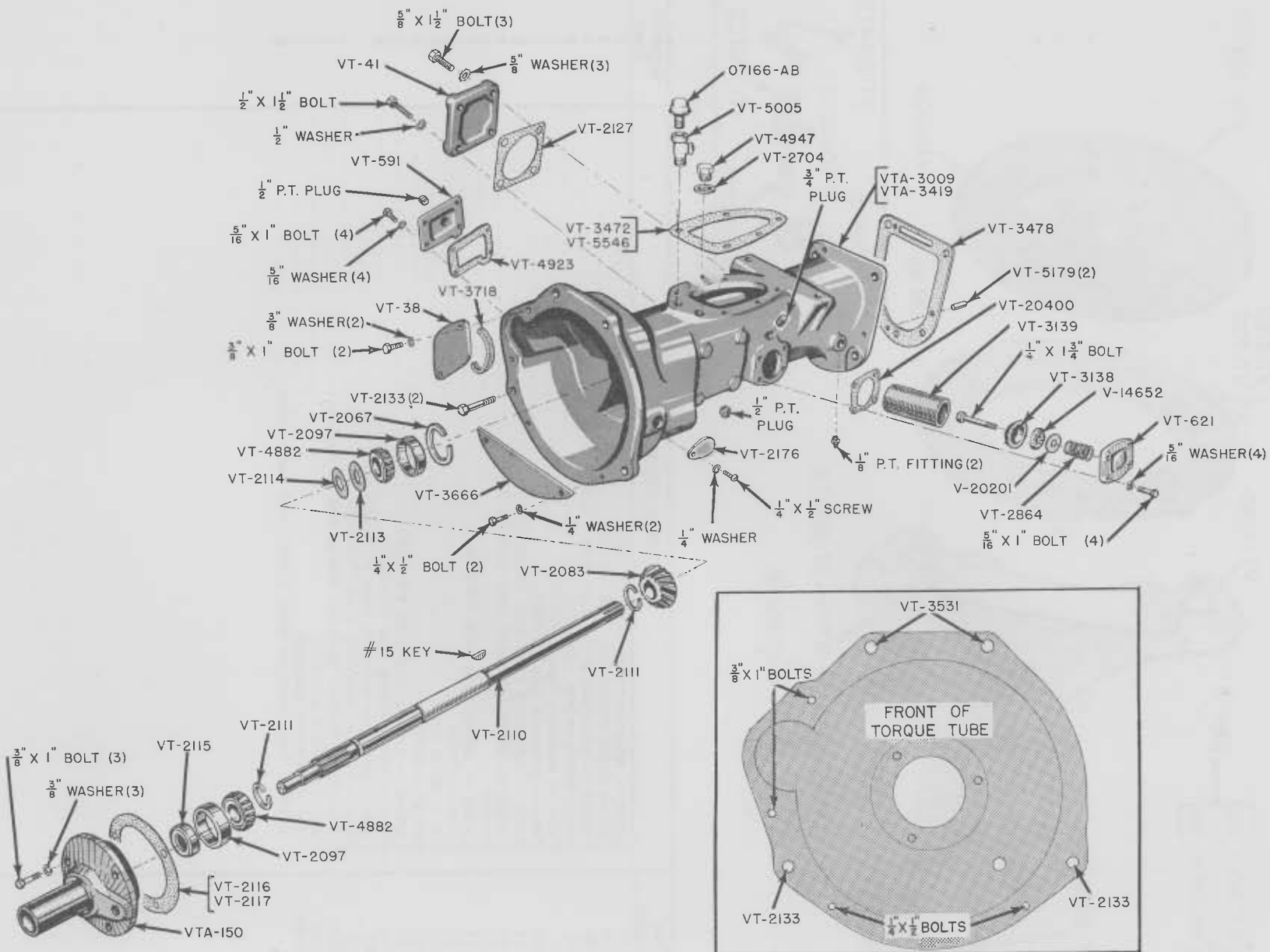


Part Number	DESCRIPTION	Quantity Used
V-14118	Screw — adjusting (use with VT-702)	3
V-14870	Clip — clutch return (use with VT-702)	3
V-20215	Washer — adjusting screw (use with VT-702)	3
V-20302	Nut — hexagon jam, adjusting nut	3
VT-702	Plate — pressure (see VT-2160)	1
VT-2160	Plate — pressure (see VT-702)	1
VT-2161	Screw — adjusting (use with VT-2160)	3
VT-2162	Washer — adjusting screw (use with VT-2160)	3
VT-2163	Bracket	1
VT-2164	Spring — return (use with VT-2160)	3
VT-2165	Lever — clutch	3
VT-2166	Pin — lever pivot	3
VT-2167	Spring — lever	3
VT-2168	Cushion — spring (use with VT-2160)	3
VT-2174	Rivet — clutch lining (see VTA-909)	8
VTA-11	Plate — pressure assembly (use VTA-4706)	
VTA-12	Plate — friction assembly (use VTA-910)	
VTA-909	Kit — clutch linings (includes linings and 10 rivets)	1
VTA-910	Plate — friction assembly	1
VTA-4706	Plate — pressure assembly	1
	5/16x1" bolt, hexagon head, U.N.C. with lockwasher	6

DO NOT ORDER PARTS FROM THE ILLUSTRATION ONLY. REFER TO THE LIST ALSO.

"VAI" TRACTOR - PARTS CATALOG

TORQUE TUBE AND CLUTCH SHAFT



DO NOT ORDER PARTS FROM THE ILLUSTRATION ONLY. REFER TO THE LIST ALSO.

"VAI" TRACTOR - PARTS CATALOG

TORQUE TUBE AND CLUTCH SHAFT

Part Number	DESCRIPTION	Quantity Used
07166-AB	Breather (tractors after No. 6002842)	1
V-14652	Washer — felt (tractors after No. 5458563)	1
V-20201	Washer — felt retaining (tractors after No. 5458563)	1
V-20400	Gasket — oil filter cap (tractors after No. 5458563)	1
VT-7	Quill — clutch bearing carrier (use VTA-150)	1
VT-38	Cover — starting motor	1
	3/8x1" bolt, hexagon head, U.N.C. with lockwasher	2
VT-41	Cover — belt pulley mounting	1
	3/8x1 1/2" bolt, hexagon head, U.N.C.	3
	1/2x1 1/2" bolt, hexagon head, U.N.C.	1
	3/8" washer, shakeproof, E.T.	3
	1/2" washer, shakeproof, I.T.	1
VT-164-A	Torque tube (use VTA-3009 and VTA-3117)	
VT-521	Torque tube (use VTA-3009 and VTA-3117)	
VT-523	Cover — control valve opening (use VT-591)	
VT-591	Cover — control valve opening (tractors after No. 5370499)	1
	5/16x1" bolt, hexagon head, U.N.C. with lockwasher	4
	1/2" P.T. plug-pipe, countersunk head	1
VT-620	Torque tube (tractors after No. 5458563 to No. 6014292 and tractors after No. 6014314) (use VTA-3009)	
VT-621	Cap — oil filter retaining (tractors after No. 5458563)	1
	1/4x1 3/4" bolt, hexagon head, U.N.C.	1
	5/16x1" bolt, hexagon head, U.N.C. with lockwasher	4
VT-720	Torque tube (tractors No. 6014292 thru No. 6014314) (use VTA-3419)	
VT-2067	Snap ring — clutch shaft bearing	1
VT-2083	Gear — drive, 17 teeth, belt pulley	1
VT-2097	Cup — bearing, clutch shaft (Timken No. 14276) (see VTA-150)	2
VT-2110	Shaft — clutch	1
	No. 15 woodruff key	1
VT-2111	Snap ring — clutch shaft	2
VT-2113	Shim — drive gear (.005)	1
VT-2114	Shim — drive gear (.010)	2
VT-2115	Oil seal — clutch shaft (see VTA-150)	1
VT-2116	Shim — clutch quill (.003)	U.A.R.
VT-2117	Shim — clutch quill (.005)	U.A.R.
VT-2127	Gasket — belt pulley opening	1
VT-2133	Bolt — ground bolt, 3/8x3", U.N.F.	2
	5/8" nut, hexagon, U.N.F. and lockwasher	2
VT-2176	Cover — timing hole	1
	1/4x1/2" bolt, hexagon head, U.N.C. with lockwasher	1
VT-2205	Stud — belt pulley mounting (use 1/2x1 1/2" bolt, hexagon head, U.N.C.)	1
	1/2" nut, hexagon, U.N.F.	1
	1/2" washer, shakeproof, E.T.	
VT-2704	Gasket — intake line port plug (tractors without hydraulics)	1
VT-2864	Spring — oil filter tension (tractors after No. 5458563)	1
VT-3138	Cap — filter (tractors after No. 5458563)	1
VT-3139	Element — filter (tractors after No. 5458563)	1
VT-3472	Gasket — steering gear housing (tractors before No. 6014293 and after No. 6014314)	1
VT-3478	Gasket — torque tube to transmission	1
VT-3666	Cover — flywheel	1
	1/4x1/2" bolt, hexagon head, U.N.C. with lockwasher	2
VT-3713	Stud — belt pulley mounting (use 5/8x1 1/2" bolt, hexagon head, U.N.C.)	
	5/8" nut, hexagon, U.N.F.	3
	5/8" washer, shakeproof, E.T.	3
VT-3718	Seal — starting motor mounting cover	1
VT-4306	Plug — button, 3/4" diameter (tractors before No. 5159895)	2
VT-4307	Plug — button, 1" diameter (tractors before No. 5159895)	1
VT-4882	Cone — bearing (Timken No. 14116)	2
VT-4923	Gasket — control cover opening (tractors after No. 5159894)	1
VT-4947	Plug — intake line (tractors without hydraulics)	1
VT-5005	Adapter tee — filter (tractors after No. 6002842)	1
VT-5179	Pin — dowel (torque tube to transmission case) (tractors after No. 5458210)	2
VT-5546	Gasket — steering gear housing (tractors No. 6002843 to No. 6014292, and tractors after No. 6014314)	1
VTA-150	Quill assembly — bearing assembly	1
	3/8x1" bolt, hexagon head, U.N.C. with lockwasher	3
VTA-3009	Torque tube assembly — stripped (includes snap rings, bearing cups) (tractors before No. 6014292 and after No. 6014314)	1
	1/8" P.T. fitting, grease (Lincoln No. 5000)	2
	1/2" P.T. plug, pipe, square head, standard	1
	3/4" P.T. plug pipe, square head, standard	1
VTA-3117	Oil filtering unit — for hydraulic system	1
VTA-3419	Torque tube assembly — stripped (includes snap rings and bearing cups) (tractors No. 6014292 thru No. 6014314)	1

DO NOT ORDER PARTS FROM THE ILLUSTRATION ONLY. REFER TO THE LIST ALSO.

Diagram illustrating the assembly of the Clutch Shaft Quill (VTA-150) and the Clutch Shaft (VT-2122).

Clutch Shaft Quill (VTA-150) Assembly:

- VTA-92
- 3/8" WASHER
- VTA-10
- 1/16" WASHER (2)
- VT-2123
- CLUTCH SHAFT QUILL VTA-150

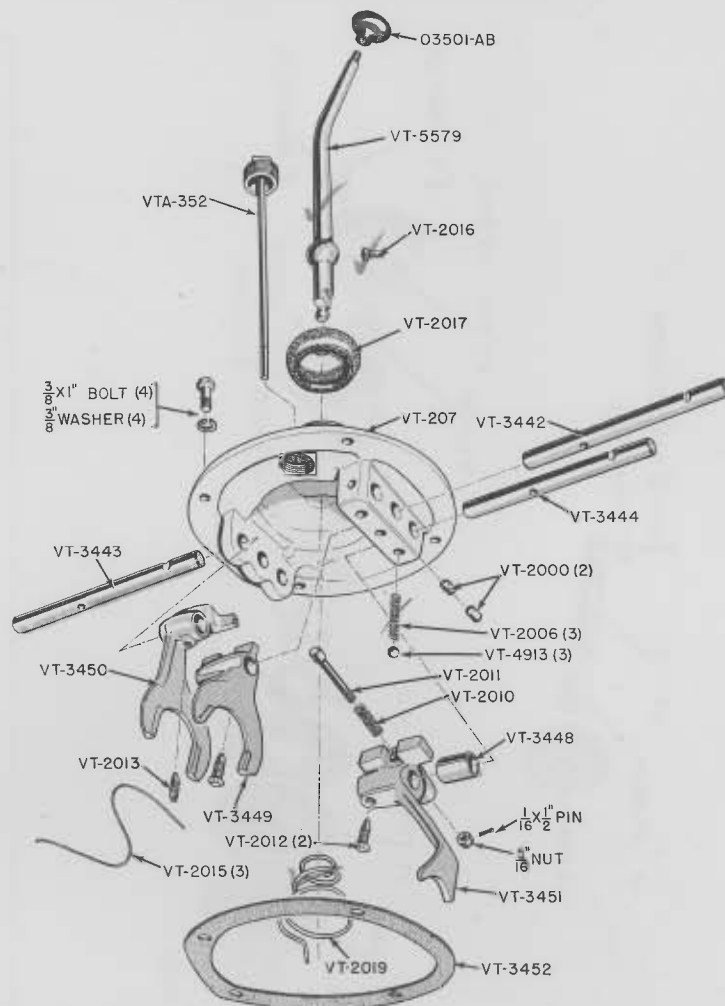
Clutch Shaft (VT-2122) Assembly:

- VT-2122
- VR-2695
- 1/8" FITTING
- 5/16" NUT
- 1/8" WASHER
- VTA-3101
- VT-2344
- 1/4" X 1/8" RIVET
- #15 KEY
- 3/16" X 1/4" PIN (2)
- V-13836
- 3/32" X 3/4" PIN
- VTA-194
- VTA-2804

DO NOT ORDER PARTS FROM THE ILLUSTRATION ONLY. REFER TO THE LIST ALSO.

"VAI" TRACTOR - PARTS CATALOG

GEAR SHIFT ASSEMBLY

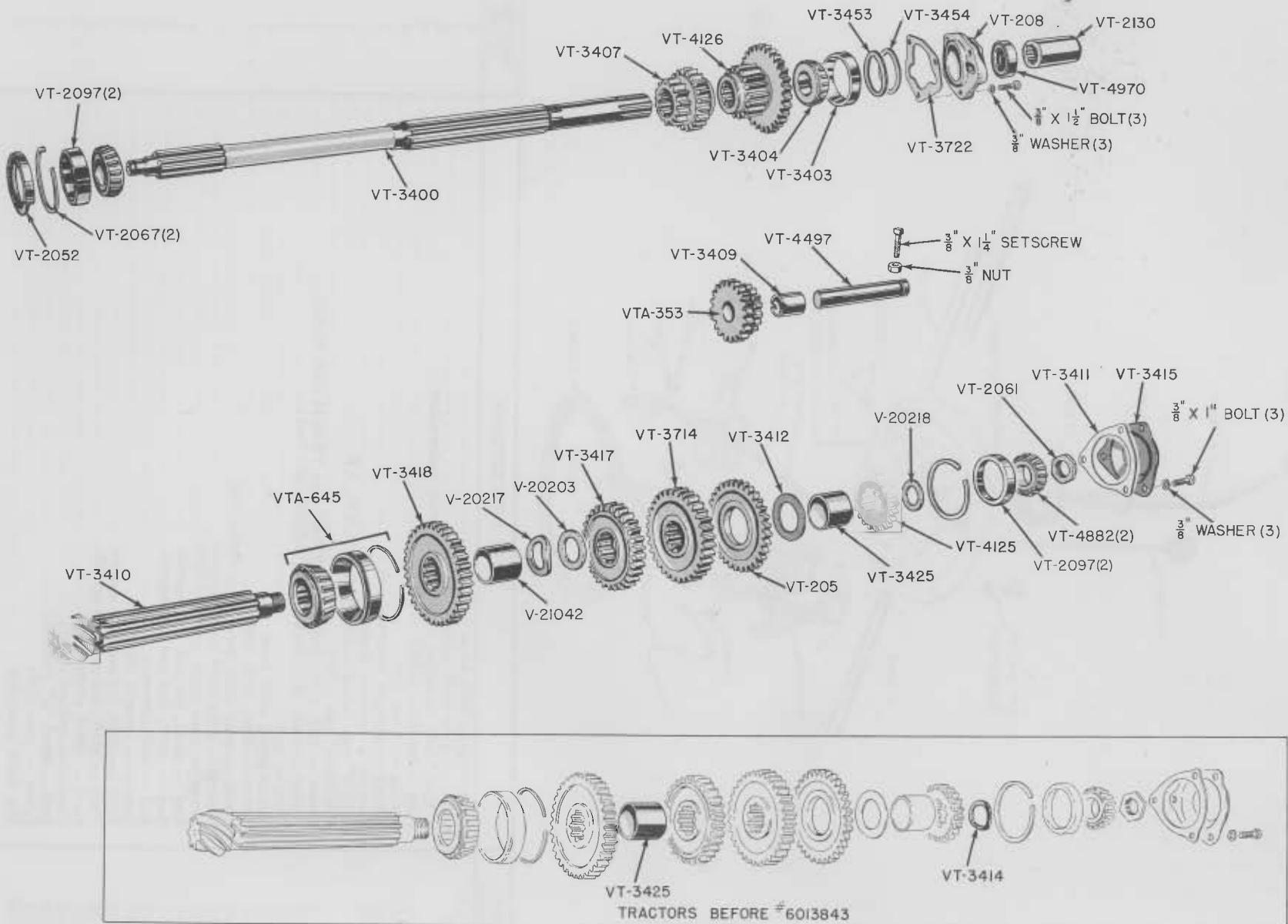


Part Number	DESCRIPTION	Quantity Used
03501-AB	Knob — gear shift lever	1
VT-207	Cover — gear shift control	1
	3/8x1" bolt, hexagon head, U.N.C. with lockwasher	4
VT-2000	Plug — interlock (.566" to .570" long)	2
VT-2006	Spring — mesh lock	3
VT-2010	Spring — plunger reverse latch	1
VT-2011	Plunger — reverse latch	1
	5/16" nut, hexagon castellated, U.N.F., S.F.	1
	1/16x1/2" pin, cotter	1
VT-2012	Screw — lock, shift fork (for VT-3442 and VT-3444 shift forks)	2
VT-2013	Screw — lock, shift fork (for VT-3443 shift fork)	1
VT-2015	Wire — lock	3
VT-2016	Pin — pivot, shift lever	1
VT-2017	Cover — dust, shift lever	1
VT-2018	Knob — gear shift lever (use 03501-AB)	1
VT-2019	Spring — gear shift lever support	1
VT-2023	Lever — gear shift (use VT-5579)	1
VT-3442	Rod — shift, 1st and 2nd speeds	1
VT-3443	Rod — shift, 3rd and 4th speeds	1
VT-3444	Rod — shift, reverse	1
VT-3448	Spacer — reverse shift rod	1
VT-3449	Fork — shift, 1st and 2nd speeds	1
VT-3450	Fork — shift, 3rd and 4th speeds	1
VT-3451	Fork — shift, reverse	1
VT-3452	Gasket — control cover	1
VT-4913	Ball — steel, 3/8" diameter	3
VT-5579	Lever — gear shift	1
VTA-352	Dip stick assembly	1

DO NOT ORDER PARTS FROM THE ILLUSTRATION ONLY. REFER TO THE LIST ALSO.

"VAI" TRACTOR - PARTS CATALOG

TRANSMISSION SHAFT AND GEARS



"VAI" TRACTOR - PARTS CATALOG

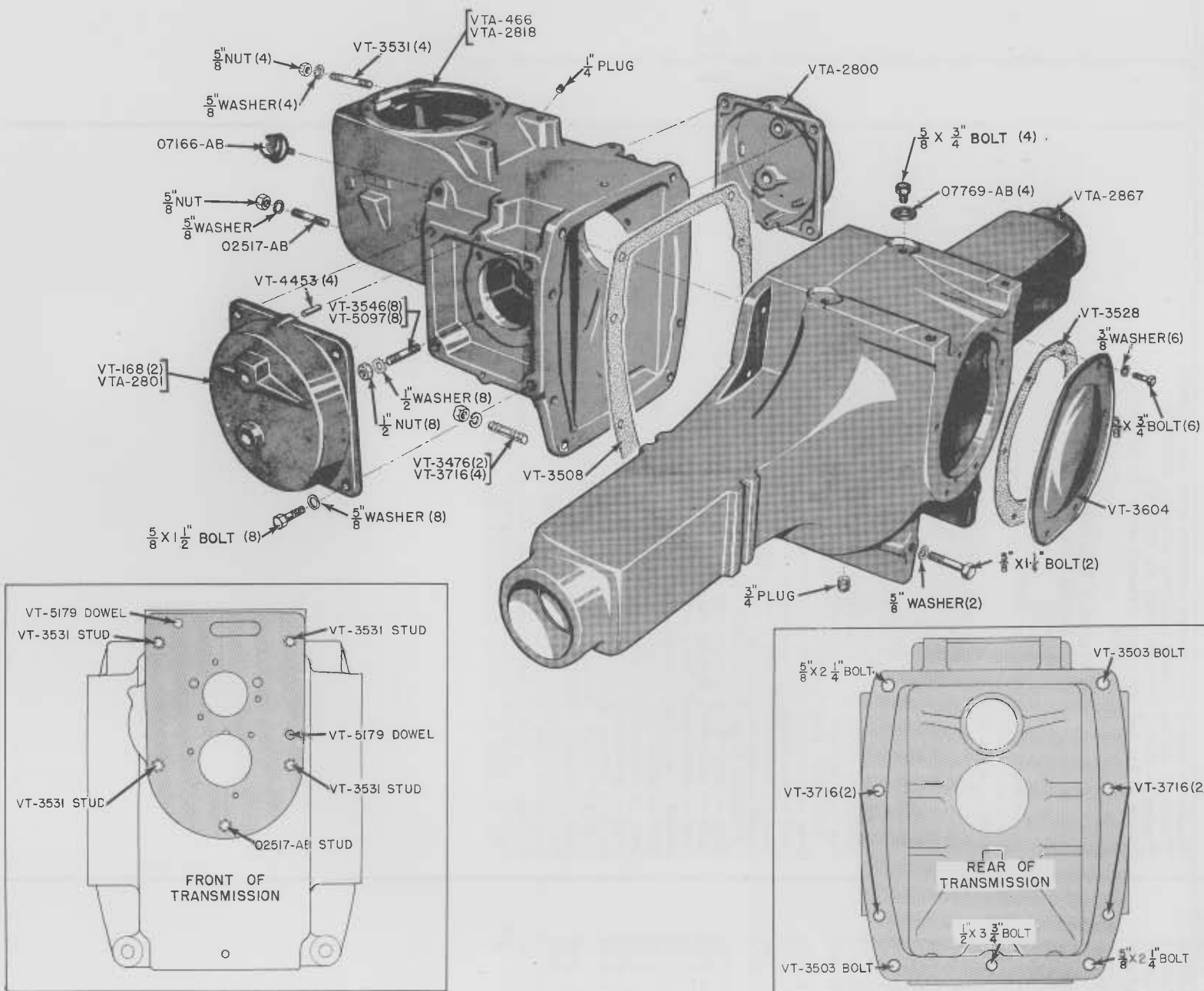
TRANSMISSION SHAFT AND GEARS

Part Number	DESCRIPTION	Quantity Used
V-20203	Washer — thrust, gear spacer (tractors after No. 6013842)	1
V-20217	Washer — spring tension (tractors after No. 6013842)	1
V-20218	Washer — thrust (tractors after No. 6013842)	1
V-21042	Spacer — 1st and 2nd gears (tractors after No. 6013842)	1
VT-205	Gear — oil slinger, 26 teeth	1
VT-208	Cap — mainshaft	1
	$\frac{3}{8}$ x $1\frac{1}{2}$ " bolt, hexagon head, U.N.C. with lockwasher	3
VT-2052	Retainer — oil, mainshaft bearing rear	1
VT-2061	Nut — adjusting, countershaft	1
VT-2067	Snap ring — bearing retaining	2
VT-2097	Cup — bearing (Timken No. 14276)	2
VT-2130	Sleeve — connector	1
VT-3400	Shaft — main drive	1
VT-3403	Cup — bearing, main drive shaft (Timken No. 15244)	1
VT-3404	Cone — bearing, main drive shaft (Timken No. 15120)	1
VT-3407	Gear — mainshaft, 1st speed 14 teeth, 2nd speed 20 teeth	1
VT-3409	Bushing — reverse idler (see VTA-353)	1
VT-3410	Countershaft and drive pinion	1
VT-3411	Gasket — countershaft, front bearing cap	1
VT-3412	Washer — retaining, oil slinger	1
VT-3414	Washer — spring (use VTA-1649)	
VT-3415	Cap — countershaft, front bearing	1
	$\frac{3}{8}$ x 1" bolt, hexagon head, U.N.C. with lockwasher	3
VT-3417	Gear — countershaft, 2nd speed 29 teeth	1
VT-3418	Gear — countershaft, 1st speed 35 teeth	1
VT-3420	Gear — countershaft, 4th speed (use VT-4125 and VT-4126)	
VT-3425	Spacer — countershaft gear (1-21/32" long) (tractors before No. 6013843) (tractors after No. 6013842) (see V-21042)	2 1
VT-3453	Shim — mainshaft bearing cap (.005")	U.A.R.
VT-3454	Shim — mainshaft bearing cap (.010")	U.A.R.
VT-3714	Gear — countershaft, 3rd speed 26 teeth	1
VT-3722	Gasket — mainshaft bearing cap	1
VT-3724	Gear — mainshaft, 3rd and 4th speed (use VT-4125 and VT-4126)	
VT-4125	Gear — countershaft, 4th speed 18 teeth	1
VT-4126	Gear — mainshaft, 3rd speed 23 teeth, 4th speed 38 teeth	1
VT-4497	Shaft — reverse idler	1
	$\frac{3}{8}$ x $1\frac{1}{4}$ " screw, set, square head, dog point, U.N.C. with hexagon nut	1
VT-4882	Cone — bearing (Timken No. 14116)	2
VT-4970	Oil seal — mainshaft	1
VTA-353	Gear — reverse idler	1
VTA-645	Bearing — countershaft (includes cup, cone, and snap ring)	1
VTA-1649	Spring washer and spacer kit (includes (1) V-20203, (1) V-20217, (1) V-20218, and (1) V-20142) (see Service Bulletin 29-54 dated 6-24-54)	1

DO NOT ORDER PARTS FROM THE ILLUSTRATION ONLY. REFER TO THE LIST ALSO.

"VAI" TRACTOR - PARTS CATALOG

TRANSMISSION CASE AND AXLE HOUSING



DO NOT ORDER PARTS FROM THE ILLUSTRATION ONLY. REFER TO THE LIST ALSO.

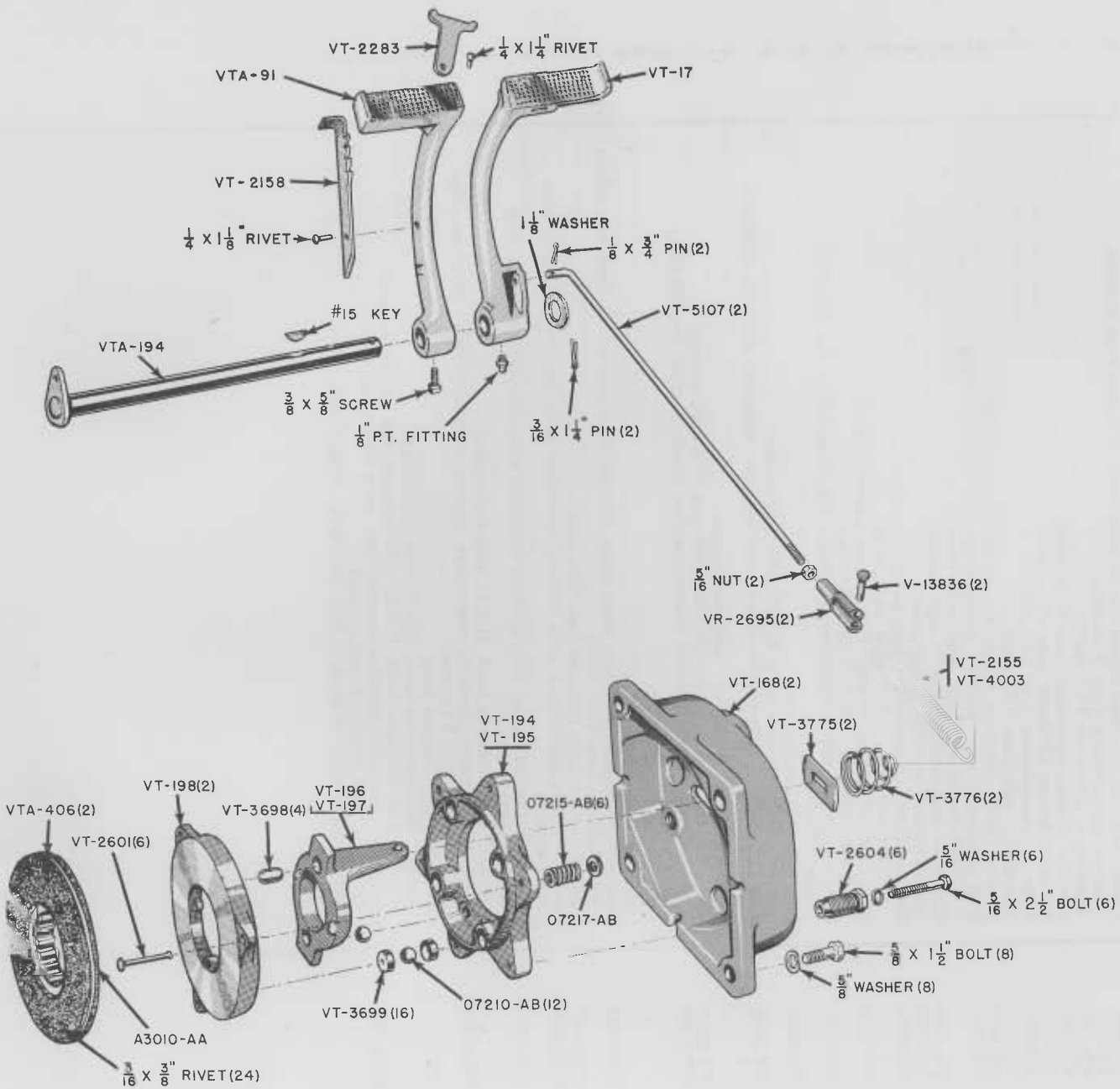
"VAI" TRACTOR - PARTS CATALOG

TRANSMISSION CASE AND AXLE HOUSING

Part Number	DESCRIPTION	Quantity Used
02517-AB	Stud — $\frac{5}{8}$ x $4\frac{5}{8}$ "	1
	$\frac{5}{8}$ " nut, hexagon, U.N.F. with lockwasher	1
07166-AB	Breather	1
07769-AB	Gasket — rockshaft mounting holes (tractors without eagle hitch)	4
VT-166	Case — transmission (use VTA-466)	
VT-168	Cover — brake (tractors before No. 5555000, used with disk type brakes)	2
VT-241	Case — transmission (use VTA-466)	
VT-242	Housing — axle (use VTA-2867)	
VT-556	Cover — brake, right-hand (use VTA-2800)	
VT-557	Cover — brake, left-hand (use VTA-2801)	
VT-561	Case — transmission (use VTA-2818)	
VT-590	Housing — axle (use VTA-2867)	
VT-3476	Stud — $\frac{1}{2}$ x 2" (tractors before No. 4828245) (see VT-3716)	2
VT-3503	Bolt — ground body, $\frac{5}{8}$ x $2\frac{1}{4}$ ", transmission case to axle housing	2
	$\frac{5}{8}$ " nut, hexagon, U.N.F. with lockwasher	2
VT-3508	Gasket — transmission case to axle housing	1
VT-3528	Gasket — axle housing to rear cover	1
VT-3531	Stud — $\frac{5}{8}$ x 3" (transmission case to torque tube)	4
	$\frac{5}{8}$ " nut, hexagon, U.N.F. with lockwasher	4
VT-3541	Stud — drawbar (use $\frac{5}{8}$ x $1\frac{1}{4}$ " bolt, hexagon head, U.N.C.)	
	$\frac{5}{8}$ " nut, hexagon, U.N.F. with lockwasher	2
VT-3546	Stud — $\frac{1}{2}$ x $2\frac{1}{2}$ " differential bearing carrier (tractors before No. 5555000)	
	(see VT-5097)	8
VT-3604	Cover — axle housing rear	1
	$\frac{3}{8}$ x $\frac{3}{4}$ " bolt, hexagon head, U.N.C. with lockwasher	6
VT-3716	Stud — $\frac{5}{8}$ x $2\frac{1}{2}$ " (transmission case to axle housing) (tractors after No. 4828244)	
	(see VT-3476)	4
	$\frac{5}{8}$ " nut, hexagon, U.N.F. with lockwasher	4
VT-4453	Pin — dowel, locating (use with VTA-2800 and VTA-2801 covers)	4
VT-5097	Stud — $\frac{1}{2}$ x $1\frac{5}{16}$ " differential bearing carrier (tractors after No. 5554999)	
	(see VT-3546)	8
	$\frac{1}{2}$ " nut, hexagon, U.N.F.	8
	$\frac{1}{2}$ " washer, shakeproof, E.T.	8
VTA-466	Case — transmission (includes snap rings, bearing cups and studs) (tractors before No. 5555000) (see VTA-2818)	1
VTA-467	Housing — rear axle, stripped (use VTA-2867)	
VTA-2800	Cover — brake, right-hand, with bushing (tractors after No. 5554999, used with band brakes)	1
VTA-2801	Cover — brake, left-hand, with bushing (tractors after No. 5554999, used with band brakes)	1
	$\frac{5}{8}$ x $1\frac{1}{2}$ " bolt, hexagon head, U.N.C. with lockwasher	8
VTA-2818	Case — transmission (includes snap rings, bearing cups and studs) (tractors after No. 5554999) (see VTA-466)	1
	$\frac{1}{4}$ " plug, pipe, slotted head	1
	$\frac{1}{2}$ x $3\frac{3}{4}$ " bolt, hexagon head, U.N.C. with lockwasher	1
	$\frac{5}{8}$ x $2\frac{1}{4}$ " bolt, hexagon head, U.N.C. with hexagon nut and lockwasher	2
VTA-2867	Housing — rear axle (includes bearing cups, snap rings, and studs)	1
	$\frac{3}{4}$ " plug, pipe, standard square head	1
	$\frac{5}{8}$ x $\frac{3}{4}$ " bolt, hexagon head, U.N.C. (tractors without eagle hitch)	4

DO NOT ORDER PARTS FROM THE ILLUSTRATION ONLY. REFER TO THE LIST ALSO.

"VAI" TRACTOR - PARTS CATALOG BRAKE ASSEMBLIES (DISK TYPE) (TRACTORS BEFORE No. 5555000)



DO NOT ORDER PARTS FROM THE ILLUSTRATION ONLY. REFER TO THE LIST ALSO.

RI-D59-12-54

"VAI" TRACTOR - PARTS CATALOG
BRAKE ASSEMBLIES (DISK TYPE)
(TRACTORS BEFORE No. 5555000)

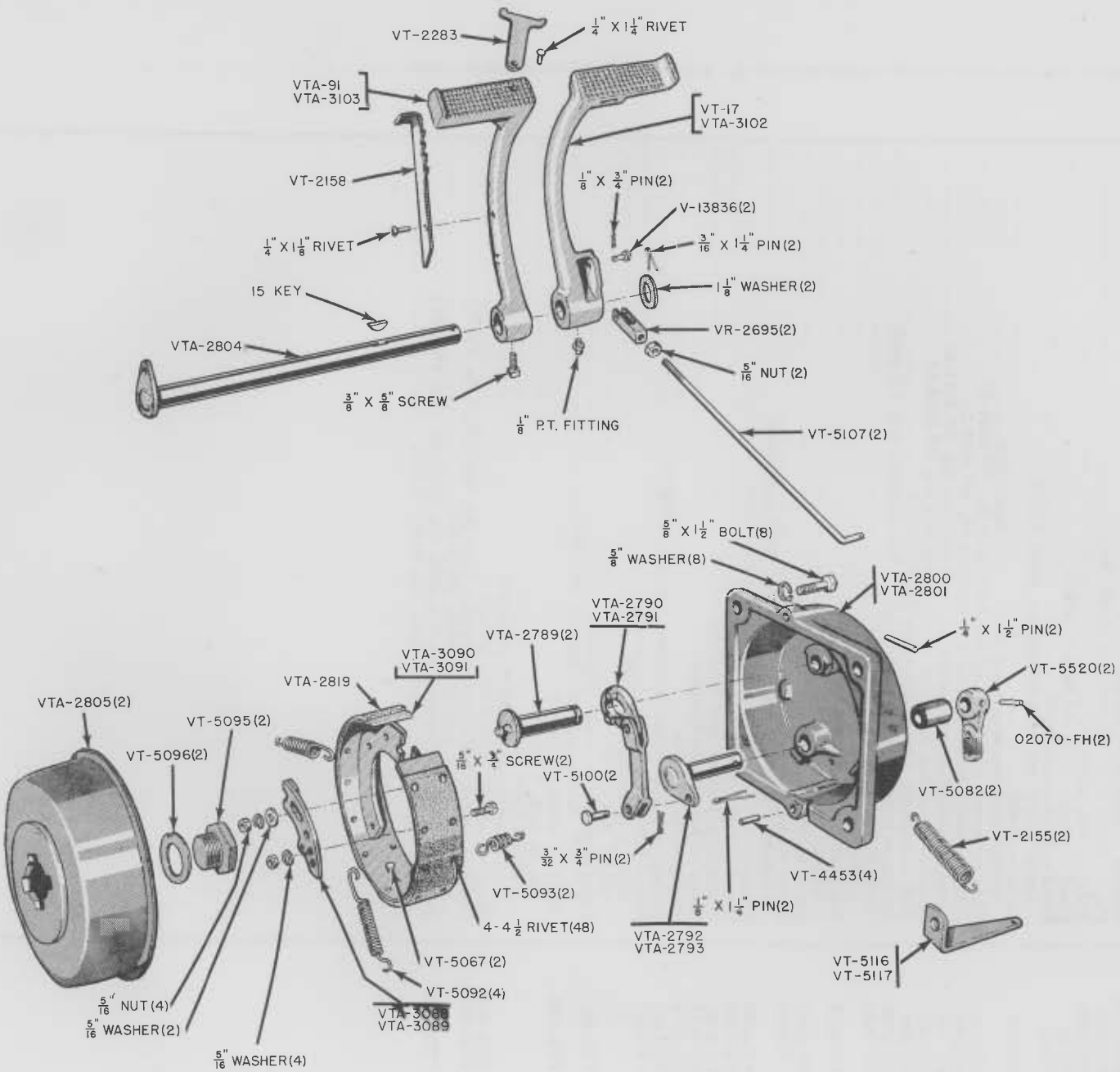
Part Number	DESCRIPTION	Quantity Used
A3010-AA	Lining — set of two with rivets	2
	3/16x3/8" rivet, tubular brass	24
07210-AB	Ball — steel, 1/2" diameter	12
07215-AB	Spring — retaining	6
07217-AB	Washer — separating spring	6
V-13836	Pin — clevis, 5/16" diameter x 15/16" long	2
VR-2695	Yoke — end, adjusting	2
VT-16	Pedal — brake, left-hand (use VTA-91)	
VT-17	Pedal — brake, right-hand	1
	3/8x5/8" screw, set, square head, cup point, U.N.C.	1
VT-168	Cover — brake	2
	5/8x1 1/2" bolt, hexagon head, U.N.C. with lockwasher	8
VT-194	Plate — power, right-hand (Auto Specialties No. BP-6306-R)	1
VT-195	Plate — power, left-hand (Auto Specialties No. BP-6306-L)	1
VT-196	Lever — actuating, right-hand (Auto Specialties No. BP-6316-R)	1
VT-197	Lever — actuating, left-hand (Auto Specialties No. BP-6316-L)	1
VT-198	Disk — primary (Auto Specialties No. BP-6311)	2
VT-2155	Spring — brake return (tractors before No. 4828245) (see VT-4003)	2
VT-2158	Catch — brake	1
	1/4x1 1/8" rivet, round head	1
VT-2283	Interlock — brake pedal	1
	1/4x1 1/4" rivet, countersunk head	1
VT-2601	Pin — spring	6
VT-2604	Screw — adjusting	6
	5/16x2 1/4" bolt, hexagon head, U.N.C. with lockwasher	6
VT-3698	Plunger	4
VT-3699	Insert — ball type, 3/4"	16
VT-3701	Screw — adjusting (use VT-2604)	
VT-3775	Cover — hole, brake housing	2
VT-3776	Spring — brake cover	2
VT-4003	Spring — brake return (tractors after No. 4828244)	2
VT-5107	Rod — brake	2
	5/16" nut, hexagon, U.N.F.	2
	1/8x3/4" pin, cotter	2
VTA-91	Pedal assembly — brake, left-hand	1
	1/8" P.T. fitting, grease (Lincoln No. 5000)	1
VTA-194	Shaft — clutch and brake	1
	No. 15 key, woodruff	1
	3/16x1 1/4" pin, cotter	2
	1 1/8" washer, plain, S.A.E. standard	1
VTA-406	Ring — middle, with brake linings	2
VTA-3102	Pedal — brake, right-hand (tractors after No. 5558746) (see VT-17)	1
	1/8" P.T. fitting, grease (Lincoln No. 5000)	1
VTA-3103	Pedal — brake, left-hand (tractors after No. 5558746) (see VTA-91)	1
	3/8x5/8" screw, set, square head, cup point, U.N.C.	1

DO NOT ORDER PARTS FROM THE ILLUSTRATION ONLY. REFER TO THE LIST ALSO.

"VAI" TRACTOR - PARTS CATALOG

BRAKE ASSEMBLIES (BAND TYPE)

(TRACTOR AFTER No. 5554999)



DO NOT ORDER PARTS FROM THE ILLUSTRATION ONLY. REFER TO THE LIST ALSO.

"VAI" TRACTOR - PARTS CATALOG

BRAKE ASSEMBLIES (BAND TYPE)

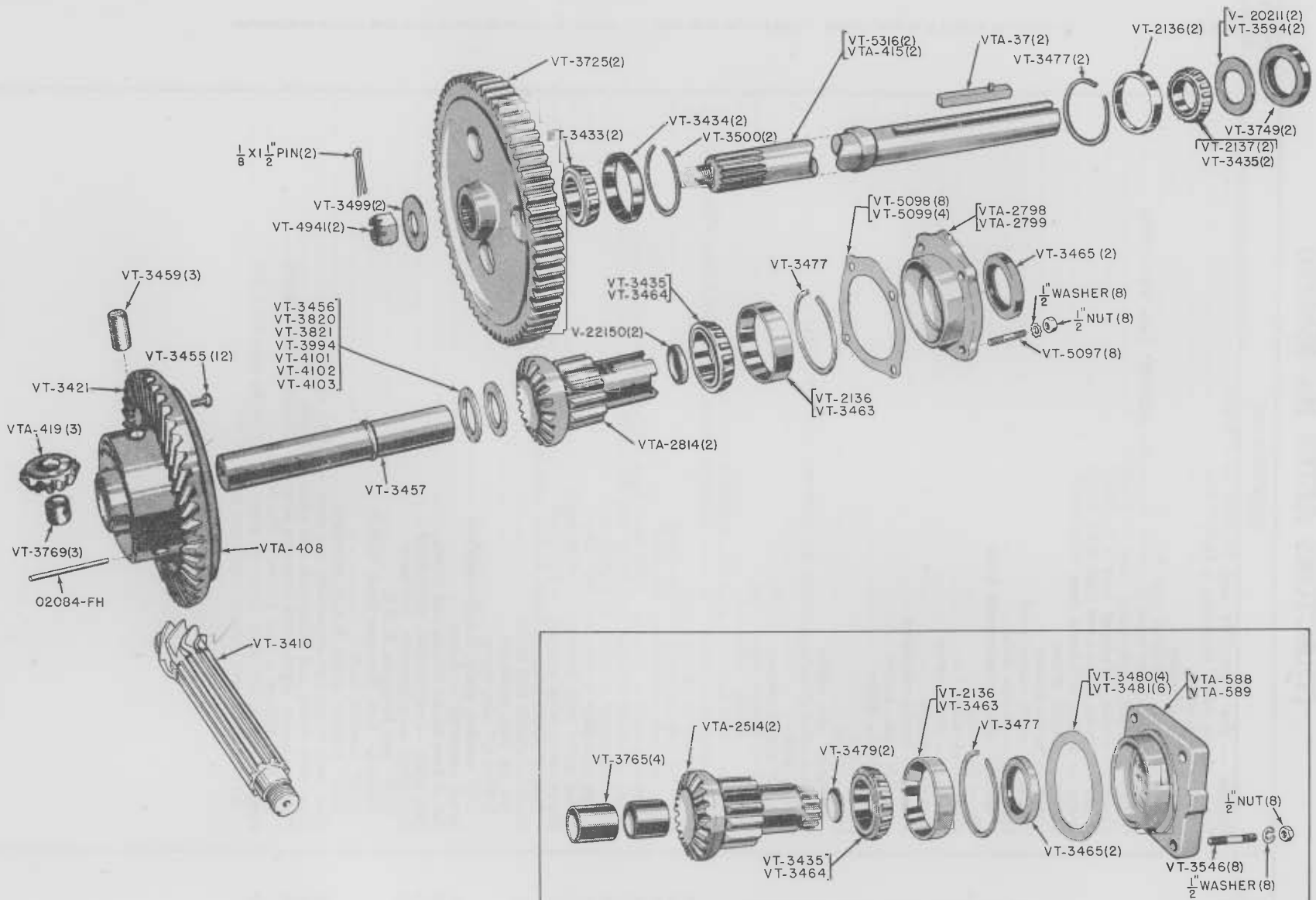
(TRACTORS AFTER No. 5554999)

Part Number	DESCRIPTION	Quantity Used
02070-FH	Rollpin — for VTA-2789 and VT-5101 or VT-5520	4
V-13836	Pin — clevis, 5/16" diameter x 15/16" long	2
	1/8 x 3/4" pin, cotter	2
VR-2695	Yoke end — adjusting	2
VT-16	Pedal — brake, left-hand (use VTA-91)	
VT-17	Pedal — brake, right-hand (tractors before No. 5558747) (see VTA-3102)	1
VT-556	Cover — brake, right-hand (use VTA-2800)	
VT-557	Cover — brake, left-hand (use VTA-2801)	
VT-654	Pedal — brake, right-hand (use VTA-3102)	
VT-655	Pedal — brake, left-hand (use VTA-3103)	
VT-2155	Spring — brake return	2
VT-2158	Catch — brake return	1
	1/4 x 1 1/8" rivet, round head	1
VT-2283	Interlock — brake pedal	1
	1/4 x 1 1/4" rivet, countersunk head	1
VT-4453	Pin — locating	4
VT-5067	Rivet — shoulder	2
VT-5082	Bushing — brake cover	2
VT-5092	Spring — brake	4
VT-5093	Spring — brake retaining	2
	1/4 x 1 3/4" pin, cotter	2
VT-5095	Nut — brake drum	2
VT-5096	Lock — nut	2
VT-5100	Pin — clevis	2
	3/32 x 3/4" pin, cotter	
VT-5101	Lever — outer (tractors before No. 6002686) (use VT-5520)	2
VT-5107	Rod — brake	2
	5/16" nut, hexagon, U.N.F.	1
VT-5116	Anchor — spring, right-hand	1
VT-5117	Anchor — spring, left-hand	1
VT-5520	Lever — brake (tractors after No. 6002685)	2
VTA-91	Pedal assembly — brake, left-hand (tractors before No. 5558747) (see VTA-3103)	1
VTA-2789	Pin assembly — spring anchor	2
VTA-2790	Cam and link assembly — right-hand	1
VTA-2791	Cam and link assembly — left-hand	1
VTA-2792	Lever assembly — internal, right-hand (use VTA-2796)	
VTA-2793	Lever assembly internal, left-hand (use VTA-2797)	
VTA-2796	Lever assembly — internal, right-hand	1
VTA-2797	Lever assembly — internal, left-hand	1
VTA-2800	Brake cover with bushing — right-hand	1
VTA-2801	Brake cover with bushing — left-hand	1
	5/8 x 1 1/2" bolt, hexagon head, U.N.C. with lockwasher	8
VTA-2804	Shaft — clutch and brake	1
	No. 15 key, woodruff	1
	3/16 x 1 1/4" pin, cotter	2
	1 1/2" washer, plain, S.A.E. standard	1
VTA-2805	Drum assembly — brake	2
VTA-2819	Set of four brake linings and rivets	1
VTA-3088	End plate — adjustable, right-hand	1
VTA-3089	End plate — adjustable, left-hand	1
	5/16" nut, hexagon, U.N.F.	4
	5/16 x 3/4" bolt, hexagon head, U.N.F.	2
	5/16" washer, lock	4
	5/16" washer, plain, S.A.E. standard	2
VTA-3090	Shoe with lining and adjustable end plate — brake, right-hand	1
VTA-3091	Shoe with lining and adjustable end plate — brake, left-hand	1
VTA-3102	Pedal — brake, right-hand (tractors after No. 5558746) (see VT-17)	1
	1/8" P.T. fitting, grease (Lincoln No. 5000)	1
VTA-3103	Pedal — brake, left-hand (tractors after No. 5558746) (see VTA-91)	1
	3/8 x 5/8" screw, set, square head, cup point, U.N.C.	1

DO NOT ORDER PARTS FROM THE ILLUSTRATION ONLY. REFER TO THE LIST ALSO

"VAI" TRACTOR - PARTS CATALOG

DIFFERENTIAL AND FINAL DRIVE



TRACTORS WITH DISK TYPE BRAKE

DO NOT ORDER PARTS FROM THE ILLUSTRATION ONLY. REFER TO THE LIST ALSO.

"VAI" TRACTOR - PARTS CATALOG

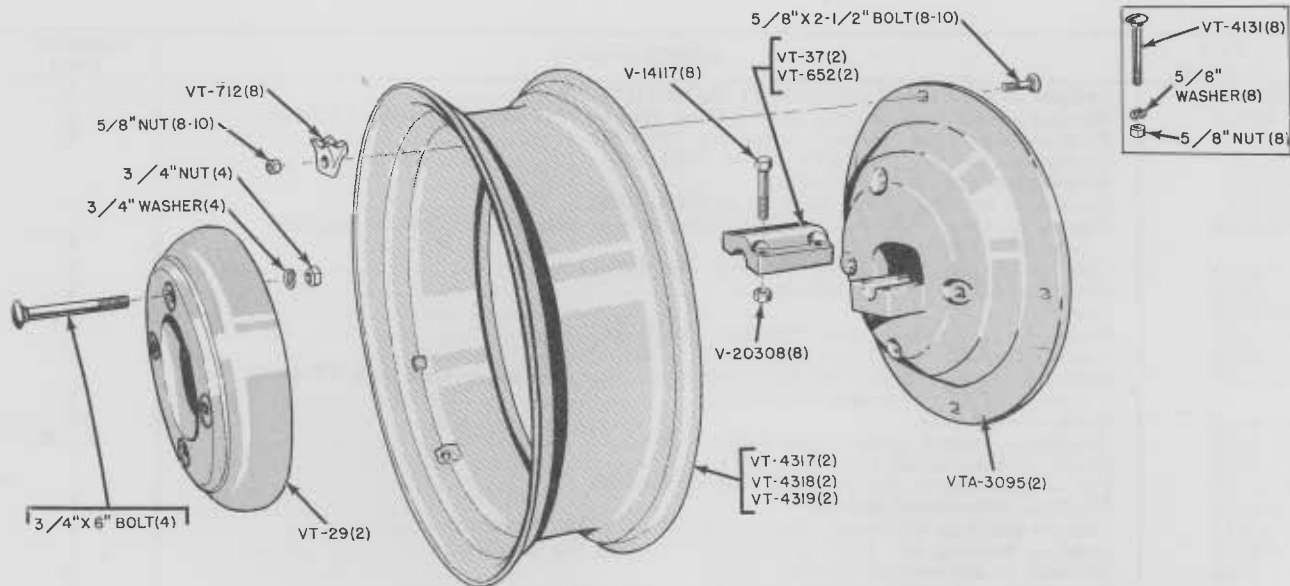
DIFFERENTIAL AND FINAL DRIVE

Part Number	DESCRIPTION	Quantity Used
02084-FH	Rollpin — differential pinion shaft (3/16x1 7/8")	3
V-20211	Washer — between bearing cone and oil seal on rear axle (use with VT-5316)	2
V-22150	Plug — expansion (tractors after No. 5554999)	2
VT-169	Carrier — bearing (use VTA-588 or VTA-589)	
VT-211	Wheel — center (use VTA-408)	
VT-555	Carrier — bearing (use VTA-2798 or VTA-2799)	
VT-2136	Cup — bearing, right-hand differential and rear axle outer (Timken No. 382) (see VT-3435)	3
VT-2137	Cone — bearing, axle outer (Timken No. 389-A)	2
VT-3410	Countershaft and bevel drive pinion	1
VT-3421	Gear — ring, 43 teeth	1
VT-3433	Cone — bearing, axle inner (Timken No. 386)	2
VT-3434	Cup — bearing, axle inner (Timken No. 362)	2
VT-3435	Cone — bearing, right-hand differential and rear axle outer (use with VT-5316) (see VT-2136) (Timken No. 387)	3
VT-3455	Rivet — ring gear	12
VT-3456	Washer — thrust, centerwheel (.094)	U.A.R.
VT-3457	Shaft — differential (see VTA-857)	1
VT-3458	Pin — differential, pinion shaft (use 02084-FH)	
VT-3459	Shaft — differential pinions	3
VT-3463	Cup — bearing, left-hand differential (Timken No. 28623)	1
VT-3464	Cone — bearing, left-hand differential (Timken No. 28682)	1
VT-3465	Oil seal — differential bearing carrier	2
VT-3477	Snap ring — bearing carrier, right-hand side and rear axle outer	3
VT-3479	Plug — welch, 1 3/4", side gear (tractors before No. 5555000)	2
VT-3480	Shim — differential bearing (.005) (use with VT-169 carriers)	4
VT-3481	Shim — differential bearing (.010) (use with VT-169 carriers)	6
VT-3499	Washer — take-up, on inner end of rear axle	2
VT-3500	Snap ring — axle inner	2
VT-3546	Stud — 1/2x2 1/2" (tractors before No. 5555000) (see VT-5097)	8
VT-3594	Washer — between bearing cone and oil seal on rear axle	2
VT-3725	Gear — final drive, 63 teeth	2
VT-3749	Oil seal — rear axle	2
VT-3765	Bushing — side gear (tractors before No. 5555000)	4
VT-3769	Bushing — differential pinion	3
VT-3820	Washer — thrust, centerwheel (.099)	U.A.R.
VT-3821	Washer — thrust, centerwheel (.104)	U.A.R.
VT-3994	Washer — thrust, centerwheel (.089)	U.A.R.
VT-4101	Washer — thrust, centerwheel (.109)	U.A.R.
VT-4102	Washer — thrust, centerwheel (.119)	U.A.R.
VT-4103	Shim — centerwheel (.010)	U.A.R.
VT-4342	Shaft — differential (use VT-3457)	
VT-4941	Nut — rear axle	2
VT-5097	Stud — 1/2x1-15/16" (tractors after No. 5554999) (see VT-3546) 1/2" nut, hexagon, U.N.F. 1/2" washer, shakeproof, E.T.	8 8 8
VT-5098	Shim — differential bearing (.005) (tractors after No. 5554999)	8
VT-5099	Shim — differential bearing (.010) (tractors after No. 5554999)	4
VT-5316	Shaft — rear axle (forged type) (see VTA-415) 1/8x1 1/2" pin, cotter	2 2
VTA-37	Key — rear axle shaft	2
VTA-408	Ring gear assembly (see VTA-857)	1
VTA-415	Shaft — rear axle (use VT-5316 and VT-3435)	
VTA-419	Pinion — differential, includes bearing	3
VTA-587	Differential ring gear with shaft (see VTA-408)	1
VTA-588	Carrier — bearing, right-hand (tractors before No. 5555000)	1
VTA-589	Carrier — bearing, left-hand (tractors before No. 5555000)	1
VTA-2514	Gear — side, with bushings, 16 teeth (tractors before No. 5555000)	2
VTA-2798	Carrier — bearing, right-hand (tractors after No. 5554999)	1
VTA-2799	Carrier — bearing, left-hand (tractors after No. 5554999)	1
VTA-2814	Gear — side, with plug, 16 teeth (tractors after No. 5554999)	2

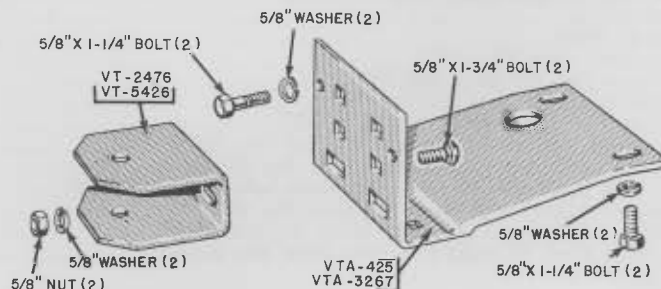
DO NOT ORDER PARTS FROM THE ILLUSTRATION ONLY. REFER TO THE LIST ALSO.

"VAI" TRACTOR - PARTS CATALOG

REAR WHEELS AND RIMS



Part Number	DESCRIPTION	Quantity Used
V-14117	Bolt — hub (use with VT-697 caps)	8
V-20308	Nut — hub bolt (use with VT-697 caps)	8
VT-29	Weight — rear wheel (use VTA-109 set of two weights and bolts) (machinery item) ... 3/4\" x 6\" bolt, carriage, U.N.C. with hexagon nut and lockwasher	4
VT-37	Cap — rear wheel (for VT-177 wheel) (see VT-652 and VT-697)	2
VT-177	Wheel — rear (for 24\" rim) (use VTA-3095)	
VT-177-A	Wheel — rear (for 24\" rim) (use VTA-3095)	
VT-652	Cap — rear wheel (use VT-697), (4) V-14117 and (4) V-20308)	
VT-697	Cap — rear wheel (for VT-177-A wheel) (see VT-37 and VT-652)	2
VT-712	Clamp — rim 5/8\" x 2 1/2\" bolt, carriage, U.N.C. with hexagon nut	8-10
VT-2044	Clamp — rim (use VT-712)	8-10
VT-4131	Bolt with nut — rear wheel hub (use with VT-37 and VT-652 caps)	8
	5/8\" washer, lock	8
VT-4317	Rim — W-7-24, for 8-24 tires	2
VT-4318	Rim — W-8-24, for 9-24 tires	2
VT-4319	Rim — W-9-24, for 10-24 tires	2
VTA-3095	Rear wheel with cap — for 24\" rim	2



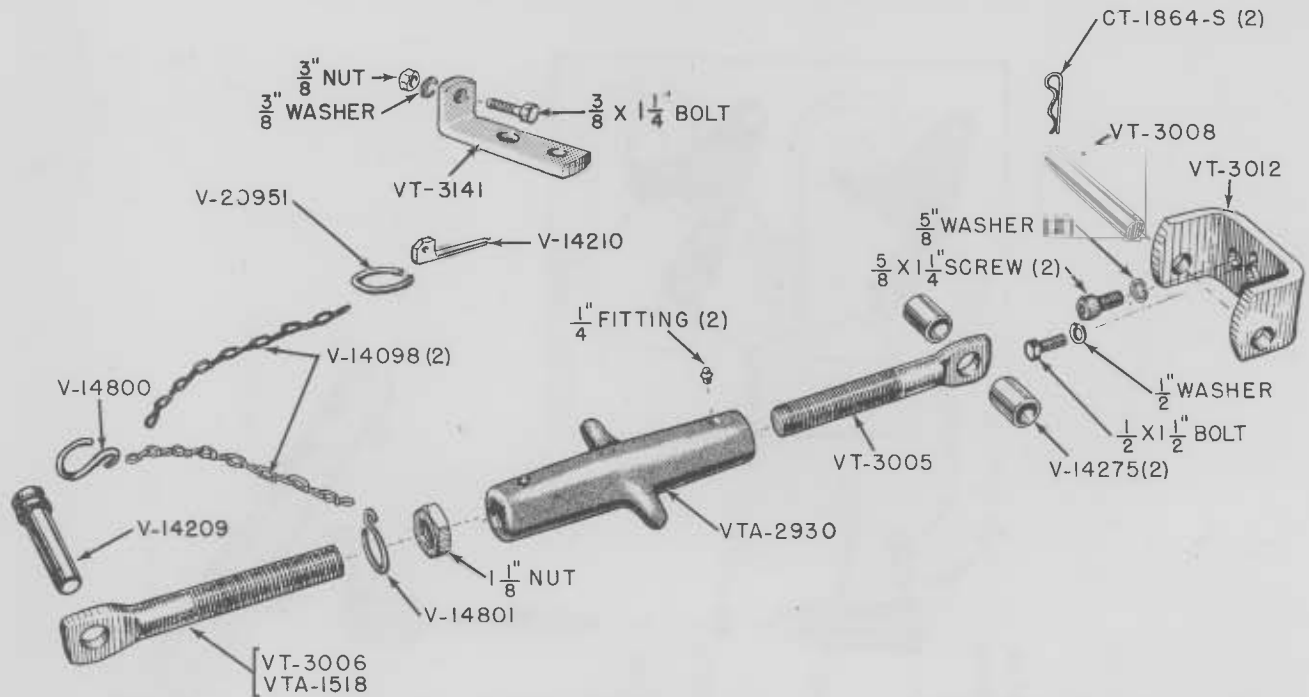
STATIONARY DRAWBAR

VT-2476	Bracket — tow (tractors before No. 6013525)	1
VT-3541	Stud — drawbar (use 5/8\" x 1 1/4\" bolt, hexagon head, U.N.C.)	2
	5/8\" nut, hexagon, U.N.F. with lockwasher	2
VT-5426	Bracket — tow (tractors after No. 6013524)	1
	5/8\" x 1 1/4\" bolt, carriage, U.N.C. with hexagon nut and lockwasher	2
VTA-425	Drawbar — stationary (tractors before No. 6013525)	1
VTA-3267	Drawbar — stationary (tractors after No. 6013524)	1
	5/8\" x 1 1/4\" bolt, hexagon head, U.N.C. with lockwasher	4

DO NOT ORDER PARTS FROM THE ILLUSTRATION ONLY. REFER TO THE LIST ALSO.

"VAI" TRACTOR - PARTS CATALOG

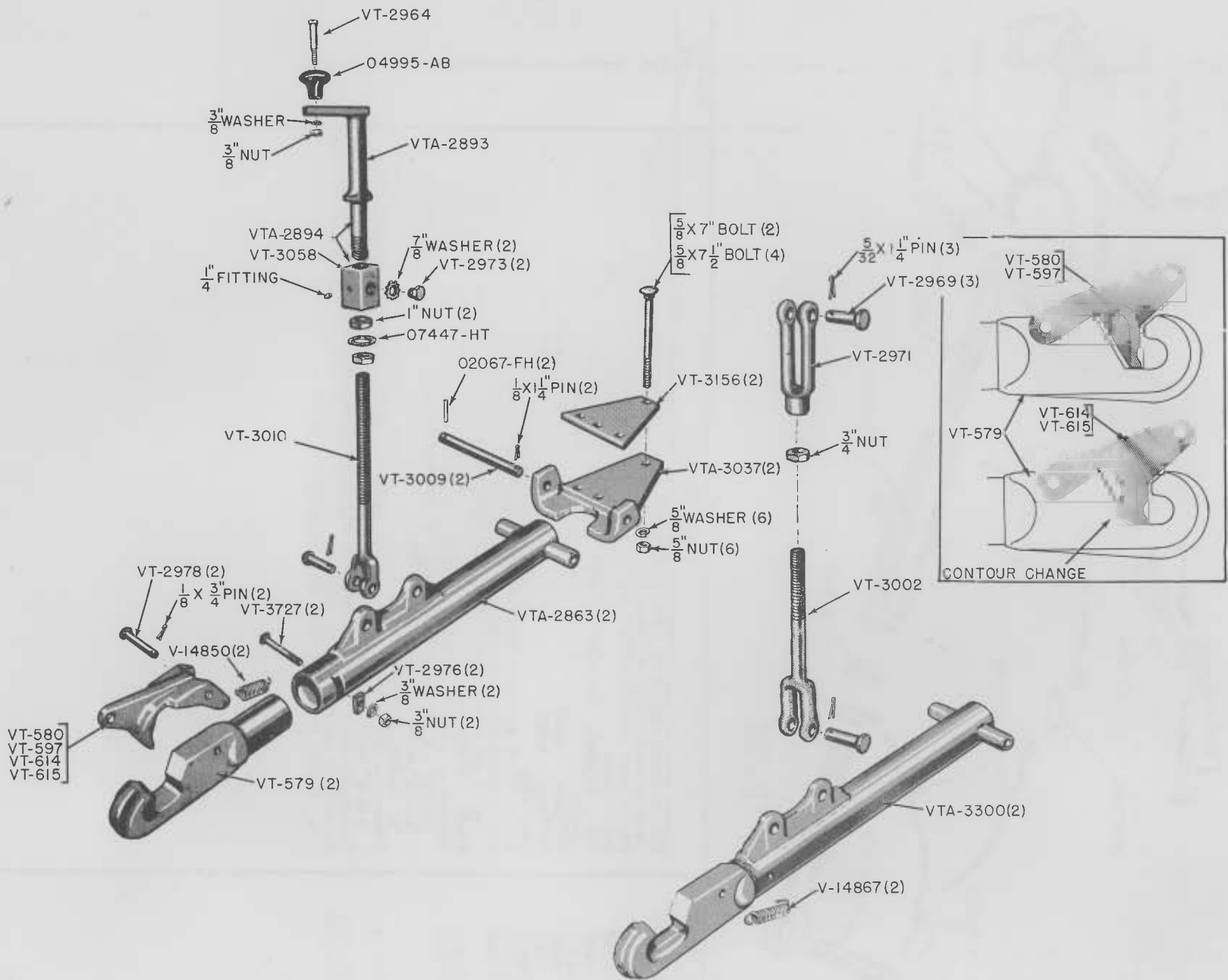
DEPTH ADJUSTING ASSEMBLY



Part Number	DESCRIPTION	Quantity Used
CT-1864-S	Pin — spring (also used with V-14204 pin)	2-3
V-14098	Chain — anchor (No. 4 Tenso, 8 links)	2
V-14204	Pin — mast (use V-14209)	1
V-14209	Pin — mast	1
V-14210	Pin — retaining (use with V-14209)	1
V-14275	Spacers	2
V-14800	"S" hook — small	1
V-14801	"S" hook — large	1
V-20951	Snap ring	1
VT-3005	Eye — depth adjusting link, front	1
VT-3006	Eye — depth adjusting link, rear	1
	1 1/8" 7 nut — hexagon, U.N.C., S.F. light series	1
VT-3008	Shaft — depth adjusting	1
VT-3012	Bracket — pivot, depth adjusting link	1
	1/2 x 1 1/2" bolt, hexagon head, N.C. with lockwasher	1
	5/8 x 1 1/4" screw, cap, socket head, N.C.	2
	5/8" washer, shakeproof, E.T.	2
VT-3141	Bracket — chain anchor	1
	3/8 x 1 1/4" bolt, hexagon head, U.N.C. with hexagon nut and lockwasher	1
VTA-1518	Turnbuckle eye for Ford or Ferguson, implements (machinery item)	1
VTA-2930	Turnbuckle assembly with fittings	1
	1/4" fitting, grease, straight drive (Lincoln No. 5029)	2

DO NOT ORDER PARTS FROM THE ILLUSTRATION ONLY. REFER TO THE LIST ALSO.

"VAI" TRACTOR - PARTS CATALOG DRAFT ARMS AND LIFT LINKS



DO NOT ORDER PARTS FROM THE ILLUSTRATION ONLY. REFER TO THE LIST ALSO.

"VAI" TRACTOR - PARTS CATALOG

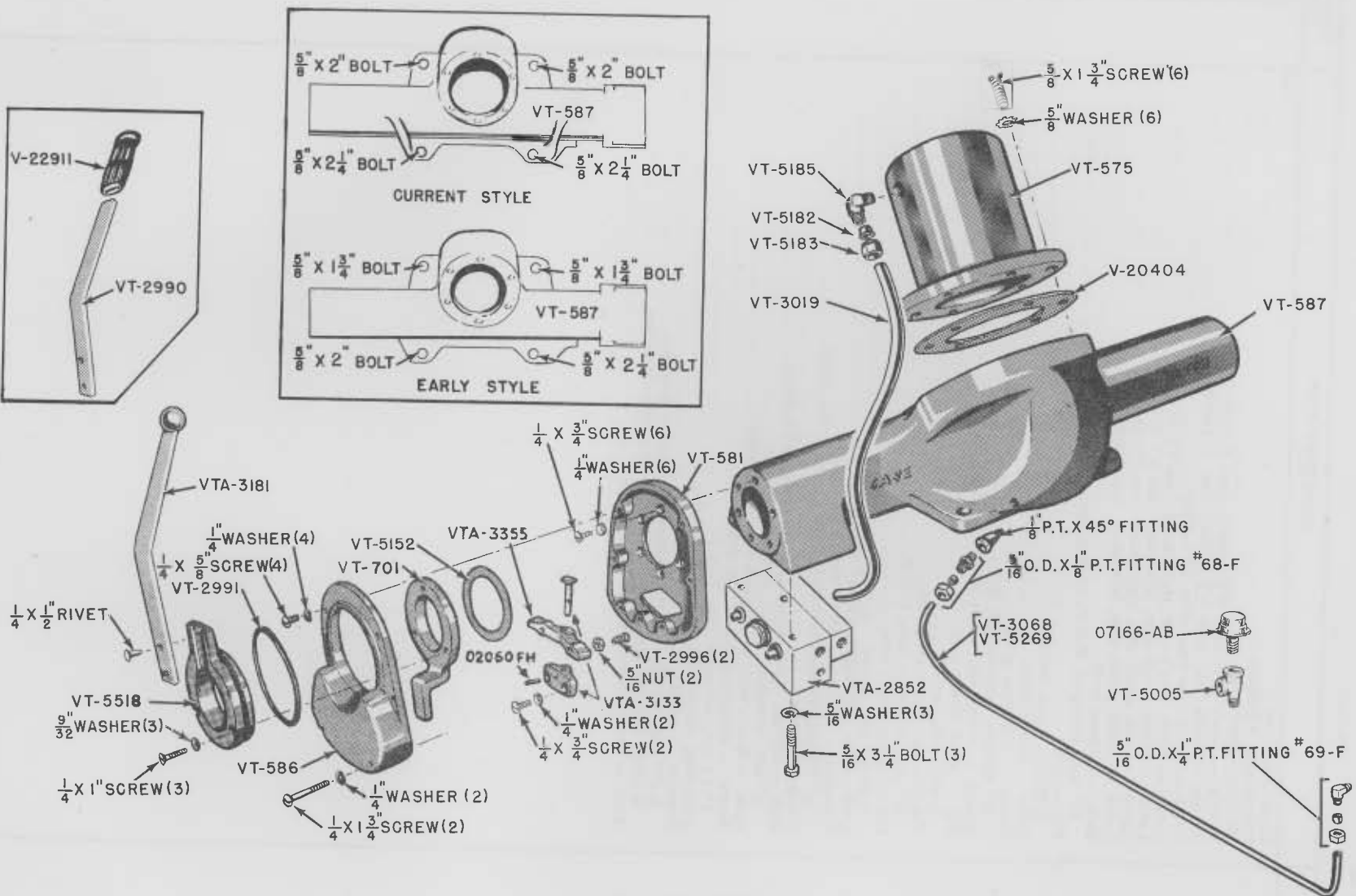
DRAFT ARMS AND LIFT LINKS

Part Number	DESCRIPTION	Quantity Used
04995-AB	Knob — spinner	1
02067-FH	Rollpin (for VT-3009)	2
07447-HT	Washer — nut lock	1
V-14850	Spring — latch (use with VTA-2863) (see V-14867)	2
V-14867	Spring — latch (use with VTA-3300) (see V-14850)	2
VT-579	Hitch — draft arm (use with VTA-2863)	2
VT-580	Latch — hitch, draft arm, right-hand (see VT-614)	1
VT-597	Latch — hitch, draft arm, left-hand (see VT-615)	1
VT-614	Latch — hitch, draft arm, right-hand (see VT-580)	1
VT-615	Latch — hitch, draft arm, left-hand (see VT-597)	1
VT-2964	Bolt — spinner knob	1
	$\frac{3}{8}$ " nut, hexagon, U.N.C. with lockwasher	1
VT-2969	Pin — yoke	3
	$5/32 \times 1\frac{1}{4}$ " pin, cotter	3
VT-2971	Yoke — end, female	1
VT-2973	Screw — trunnion pivot	2
	$\frac{7}{8}$ " washer, shakeproof, E.T.	2
VT-2976	Spacer — wear edge (use with VTA-2863)	2
VT-2978	Pin — hitch, draft arm	2
	$\frac{1}{8} \times \frac{3}{4}$ " pin, cotter	2
VT-3002	Yoke — end, male ($6\frac{1}{2}$ " long)	1
	$\frac{3}{4}$ " nut, hexagon, jam, U.N.F.	1
VT-3009	Pin — pivot, draft arm	2
	$\frac{1}{8} \times 1\frac{1}{4}$ " pin, cotter	2
VT-3010	Link — lift, adjustable ($15\frac{1}{2}$ " long)	1
VT-3058	Trunnion — adjusting screw (see VTA-2894)	1
	$\frac{1}{4}$ " fitting, grease, straight drive (Lincoln No. 5029)	1
VT-3156	Strap — clamp	2
VT-3727	Bolt — drilled, $\frac{3}{8} \times 3$ " draft arm (use with VTA-2863)	2
	$\frac{3}{8}$ " nut, hexagon, U.N.C. with lockwasher	2
VTA-2863	Arm — draft, with pivot hitch (see VTA-3300)	2
VTA-2893	Screw — adjusting (see VTA-2894)	1
	1"-14 nut, hexagon jam, U.N.F.	2
VTA-2894	Adjusting screw and trunnion assembly	1
VTA-3037	Bracket — pivot	2
	$\frac{5}{8} \times 7$ " bolt, carriage, with hexagon nut and lockwasher	2
	$\frac{5}{8} \times 7\frac{1}{2}$ " bolt, carriage, with hexagon nut and lockwasher	4
VTA-3300	Arm — draft, with hitch (see VTA-2863)	2

DO NOT ORDER PARTS FROM THE ILLUSTRATION ONLY. REFER TO THE LIST ALSO.

"VAI" TRACTOR - PARTS CATALOG

ROCKSHAFT HOUSING AND CONTROL LEVER



DO NOT ORDER PARTS FROM THE ILLUSTRATION ONLY. REFER TO THE LIST ALSO.

"VAI" TRACTOR - PARTS CATALOG

ROCKSHAFT HOUSING AND CONTROL LEVER

Part Number	DESCRIPTION	Quantity Used
07166-AB	Breather	1
02060-FH	Rollpin — $\frac{1}{8} \times \frac{3}{4}$ " (used with V-14202)	1
V-14202	Shaft — pivot (use VTA-3133)	
V-20404	Gasket	1
V-22911	Grip — control lever, rubber	1
VT-575	Cylinder — hydraulic lift	1
	$\frac{5}{8} \times 1\frac{1}{4}$ " screw, cap, hexagon head (Allen) U.N.C.	6
	$\frac{5}{8}$ " washer, shakeproof, E.T.	6
VT-581	Housing — control cam	1
	$\frac{1}{4} \times \frac{3}{4}$ " screw, machine, flat head, U.N.C.	6
	$\frac{1}{4}$ " washer, countersunk (shakeproof No. 1514)	6
VT-582	Lever — actuating (tractors before No. 6002667) (use VTA-3355 and VT-701)	
VT-583	Block — bearing (use VTA-3133)	
	$\frac{1}{4} \times \frac{3}{4}$ " screw, machine, flat head, U.N.C.	2
	$\frac{1}{4}$ " washer, countersunk (shakeproof No. 1514)	2
VT-584	Base — control lever (use VT-5518)	
VT-585	Cam — control (tractors before No. 6002667) (use VTA-3355 and VT-701) (see VT-701)	
VT-586	Cover — control cam housing	1
	$\frac{1}{4} \times \frac{5}{8}$ " screw, machine, round head, U.N.C. with lockwasher	4
	$\frac{1}{4} \times 1\frac{3}{4}$ " screw, machine, round head, U.N.C. with lockwasher	2
VT-587	Housing — rockshaft	1
	$\frac{1}{8}$ " P.T. fitting, grease (Lincoln No. 5000)	3
	$\frac{1}{8}$ " P.T. x 30° fitting, grease (Lincoln No. 5100)	1
	$\frac{1}{8}$ " P.T. plug, pipe, square head, standard (tractors before No. 5558065)	1
	$\frac{1}{8}$ " P.T. x 45° fitting, pipe (street ell) (tractors after No. 5558064)	1
	$\frac{1}{8}$ " P.T. x 5/16" O.D. fitting, connector (Imperial No. 68-F)	1
	* $\frac{5}{8} \times 1\frac{3}{4}$ " bolt, hexagon head, U.N.C. with lockwasher (front bolts)	2
	* $\frac{5}{8} \times 2$ " bolt, hexagon head, U.N.C. with lockwasher (left-rear)	1
	** $\frac{5}{8} \times 2$ " bolt, hexagon head, U.N.C. with lockwasher (front bolts)	2
	* $\frac{5}{8} \times 2\frac{1}{4}$ " bolt, hexagon head, U.N.C. with lockwasher (right-rear)	1
	** $\frac{5}{8} \times 2\frac{1}{4}$ " bolt, hexagon head, U.N.C. with lockwasher (rear bolts)	2
VT-701	Cam — control (tractors after No. 6002666) (see VT-585)	1
VT-2990	Lever — control (use VTA-3181)	
VT-2991	"O" ring — control lever	1
VT-2996	Screw — adjusting (see VTA-3355)	2
	5/16" nut, hexagon, jam, U.N.F.	2
VT-3019	Line — oil (control to ram)	1
VT-3043	Grip — rubber control lever (use V-22911)	
VT-3068	Line — breather, 51" long (tractors before No. 5558065)	1
VT-5005	Tee — adapter, breather line (tractors before No. 5558065)	1
VT-5152	Shim — depth control	U.A.R.
VT-5182	Sleeve coupling	1
VT-5183	Nut — coupling (see page 81)	1
VT-5185	Fitting — elbow	1
VT-5269	Line — breather, 31½" long	1
	$\frac{1}{4}$ " P.T. x 5/16" O.D. fitting, connector (Imperial No. 69-F)	1
VT-5518	Base — control lever	1
	$\frac{1}{4} \times \frac{1}{2}$ " rivet, countersunk head	1
	$\frac{1}{4} \times 1$ " screw, machine, flat head, U.N.C.	3
	9/32" washer, countersunk (shakeproof No. 1516)	3
VT-5519	Lever — actuating (tractors after No. 6002666) (see VT-582) (use VTA-3355)	1
VTA-2852	Valve depth control (see page 83)	1
	5/16x1¾" bolt, hexagon head, U.N.C. with lockwasher	3
VTA-3133	Pivot shaft and bearing block assembly (includes (1) 02060-FH, (1) V-14202, and (1) VT-583)	1
VTA-3181	Lever — depth control	1
VTA-3355	Actuating lever and adjusting screw assembly (includes: (2) VT-2996, (1) VT-5519, and (2) nuts)	1

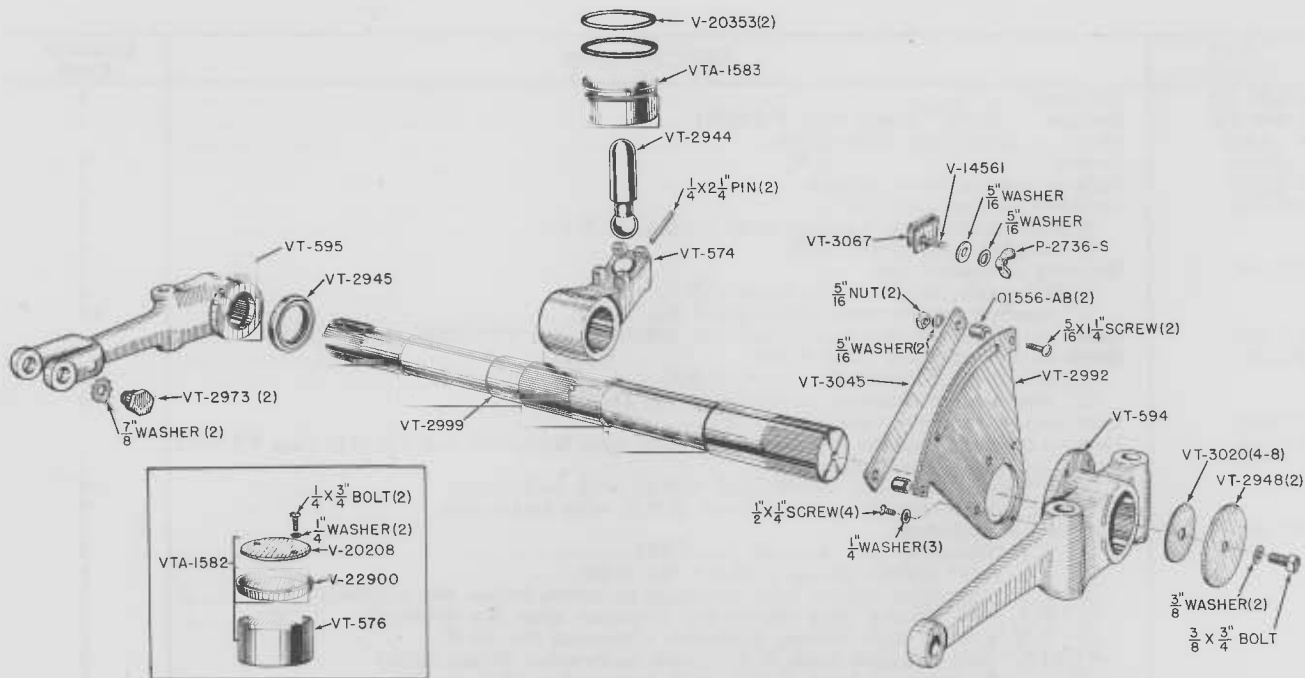
*For rockshaft housings without reinforcing webs.

**For rockshaft housings with reinforcing webs.

DO NOT ORDER PARTS FROM THE ILLUSTRATION ONLY. REFER TO THE LIST ALSO.

"VAI" TRACTOR - PARTS CATALOG

ROCKSHAFT AND LIFT ARMS

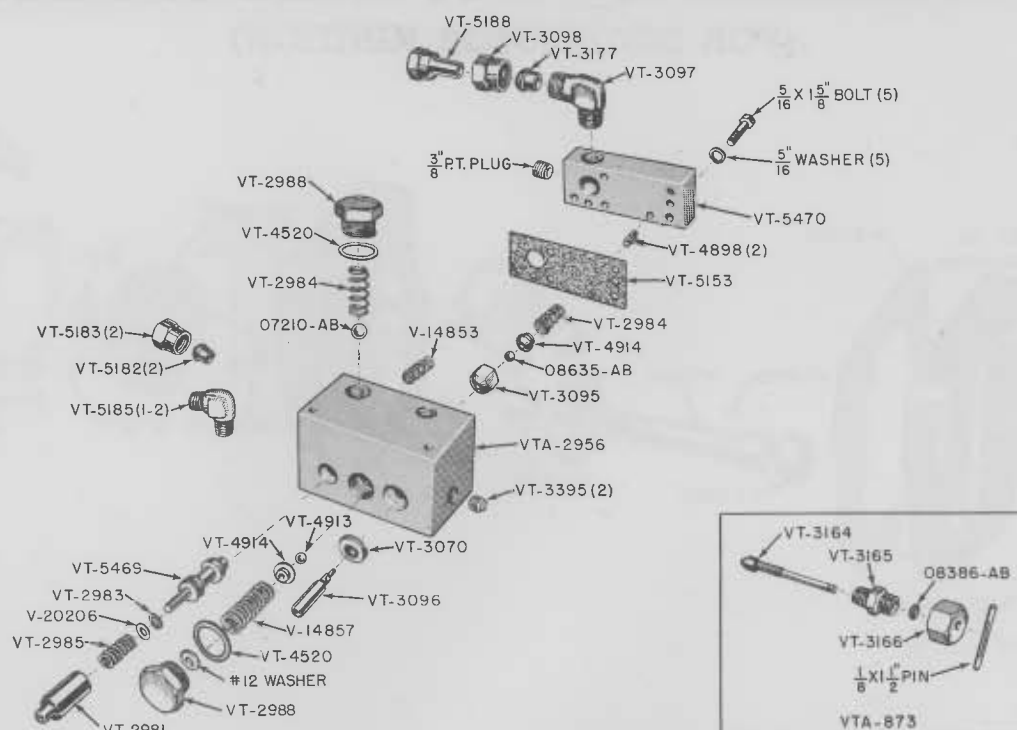


Part Number	DESCRIPTION	Quantity Used
01556-AB	Spacers	2
P-2736-S	Nut — wing	1
V-14561	Bolt — control lever stop	1
	5/16" washer, lock	1
	5/16" washer, plain, S.A.E. standard	1
V-20208	Washer — cup backing (see VTA-1582)	1
V-20353	"O" ring — hydraulic piston	2
V-22900	Cup — hydraulic cylinder (see VTA-1582)	1
VT-574	Arm — rocker	1
	1/4x2 1/4" pin, groove, type No. 2	2
VT-576	Piston — hydraulic (use VTA-1583)	1
	1/4x3/4" bolt, hexagon head, U.N.C. with lockwasher	2
VT-594	Arm — lift, right-hand	1
VT-595	Arm — lift, left-hand	1
VT-658	Piston — hydraulic (use VTA-1583)	1
VT-2942	Cup — hydraulic cylinder (use VTA-1582)	1
VT-2943	Plate — hydraulic cylinder cup (use VTA-1582)	1
VT-2944	Rod — connecting	1
VT-2945	Oil seal	1
VT-2948	Retainer — lift arm	2
	3/8x3/4" bolt, hexagon head, U.N.C. with lockwasher	2
VT-2973	Screw — trunnion pivot	2
	7/8" washer, shakeproof, E.T.	2
VT-2992	Quadrant — control	1
	1/4x1/2" screw, machine, flat head, U.N.C.	4
	1/4" washer, shakeproof (No. 1514) (some units)	3
VT-2999	Rockshaft	1
VT-3020	Shim — end thrust	U.A.R.
VT-3045	Guide — control lever	1
	5/16x1 1/4" screw, machine, round head, U.N.C. with square nut and lockwasher	2
VT-3067	Stop — control lever	1
VTA-1582	Kit — hydraulic cup and washer (includes V-20208 and V-22900)	1
VTA-1583	Piston — hydraulic cylinder with ring assembly (includes (2) V-20353 and (1) VT-658)	1

DO NOT ORDER PARTS FROM THE ILLUSTRATION ONLY. REFER TO THE LIST ALSO.

"VAI" TRACTOR - PARTS CATALOG

HYDRAULIC DEPTH CONTROL VALVE ASSEMBLY



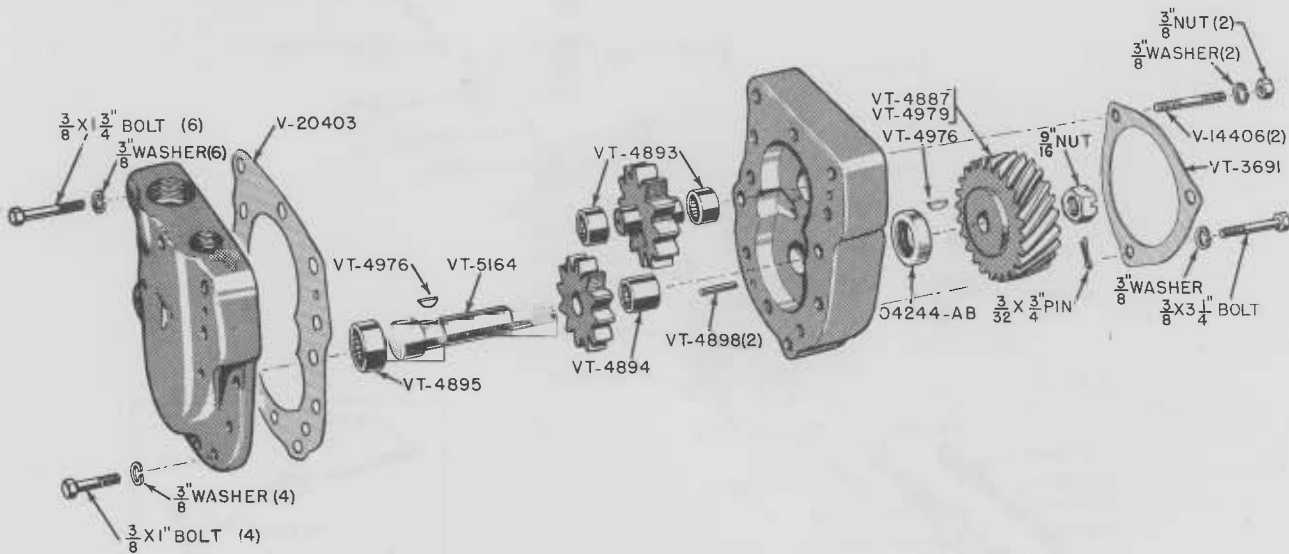
Part Number	DESCRIPTION	Quantity Used
07210-AB	Ball — steel, 1/2" diameter	1
08386-AB	"O" ring — restrictor seal (see VTA-873)	1
08635-AB	Ball — steel, 1/4" diameter	1
V-14853	Spring — pressure plunger	1
V-14857	Spring — relief plug	1
	No. 12 washer, plain, S.A.E. standard	1
V-20206	Washer — spacer	1-2
VT-2980	Cap — depth control (use VT-5470)	1
VT-2981	Plunger — depth control	1
VT-2982	Valve — pressure control (use VT-5469)	1
VT-2983	"O" ring — depth control valve	1
VT-2984	Spring — depth control	2
VT-2985	Spring — depth control bumper	1
VT-2988	Plug — pressure relief	2
VT-3070	Oil seal — plunger	1
VT-3095	Valve — release	1
VT-3096	Plunger — release valve	1
VT-3097	Elbow — coupling	1
VT-3098	Nut — coupling	1
VT-3164	Valve — needle (see VTA-873)	1
	1/8 x 1 1/2" pin, groove, type No. 5	1
VT-3165	Body — restrictor (see VTA-873)	1
VT-3166	Cap — restrictor (see VTA-873)	1
VT-3177	Sleeve — coupling	1
VT-3395	Plug — pipe 1/4"	2
VT-4520	Gasket — relief plug	2
VT-4898	Pin — dowel	2
VT-4913	Ball — relief plug	1
VT-4914	Washer — relief plug	2
VT-5153	Gasket	1
VT-5182	Sleeve — coupling	2
VT-5183	Nut — coupling	2
VT-5185	Body — 90° elbow coupling	2
VT-5188	Extension — adapter unit (used with double control valve)	1
VT-5469	Valve — depth control	1
VT-5470	Cap — depth control	1
	5/16 x 1 5/8" bolt, hexagon head, U.N.C. with lockwasher	5
	3/8" P.T. plug, pipe, countersunk head	1
VTA-873	Hydraulic oil flow restrictor attachment (consists of: (1) 08386-AB, (1) VT-3164, (1) VT-3165, and (1) VT-3166)	1
VTA-2852	Depth control valve assembly (complete)	1
	5/16 x 3/4" bolt, hexagon head, U.N.C. with lockwasher	3
VTA-2956	Depth control body and sleeve	1

DO NOT ORDER PARTS FROM THE ILLUSTRATION ONLY. REFER TO THE LIST ALSO.

"VAI" TRACTOR - PARTS CATALOG

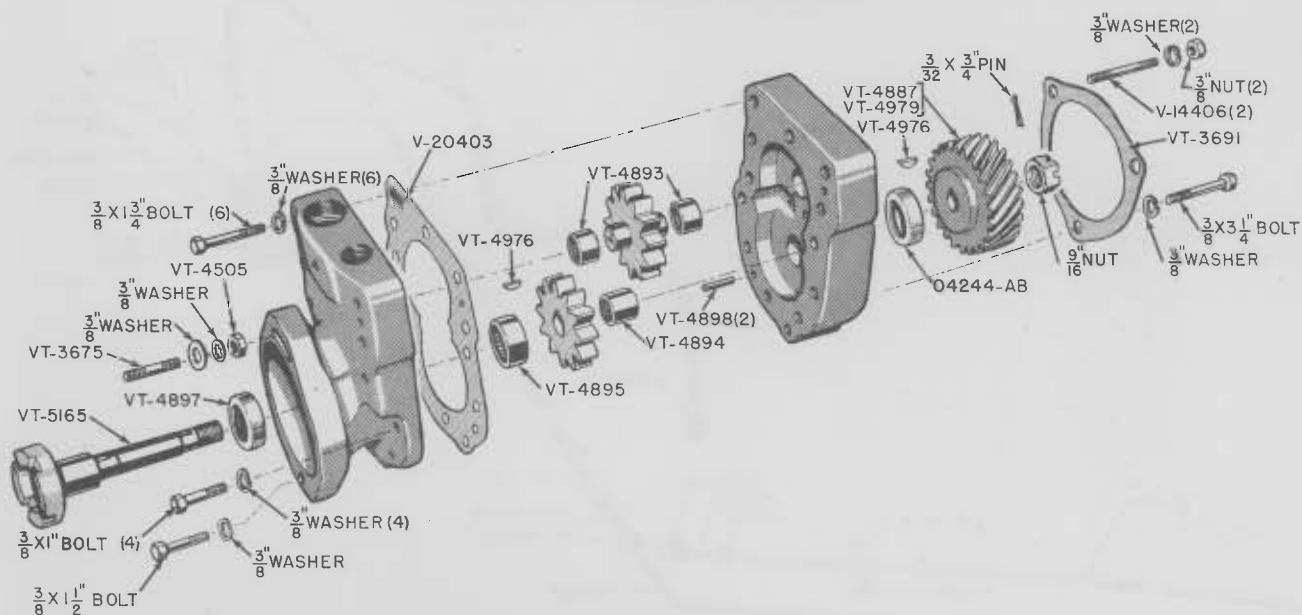
HYDRAULIC PUMP ASSEMBLIES

(FOR DISTRIBUTOR IGNITION)



Part Number	DESCRIPTION	Quantity Used
04244-AB	Oil seal — front	1
V-14406	Stud — 3/8 x 5 1/4"	2
	3/8" nut, hexagon, U.N.C. with lockwasher	2
V-20403	Gasket — body and cover	1
VT-3691	Gasket — mounting	1
VT-4887	Gear — drive, 1-1/16" wide	1
VT-4893	Bearing — needle (Torrington No. B108)	2
VT-4894	Bearing — needle (Torrington No. B1012)	1
VT-4895	Bearing — needle (Torrington No. B148)	1
VT-4898	Pin — dowel	2
VT-4976	Key — woodruff, No. 2	2
VT-4979	Gear — drive, 7/8" wide	1
VT-5164	Shaft — drive	1
	9/16"-18 U.N.F. nut, hexagon, slotted light series	1
	3/32-3/4" pin, cotter	1
VTA-2972	Hydraulic pump complete with drive gear (engines after No. A4700000) (1-1/16" wide drive gear)	1
VTA-2974	Hydraulic pump complete with drive gear (engines before No. A4700000) (7/8" wide drive gear)	1
	3/8 x 1" bolt, hexagon head, U.N.C. with lockwasher	4
	3/8 x 1 3/4" bolt, hexagon head, U.N.C. with lockwasher	6
	3/8 x 3 1/4" bolt, hexagon head, U.N.C. with lockwasher	1

DO NOT ORDER PARTS FROM THE ILLUSTRATION ONLY. REFER TO THE LIST ALSO.

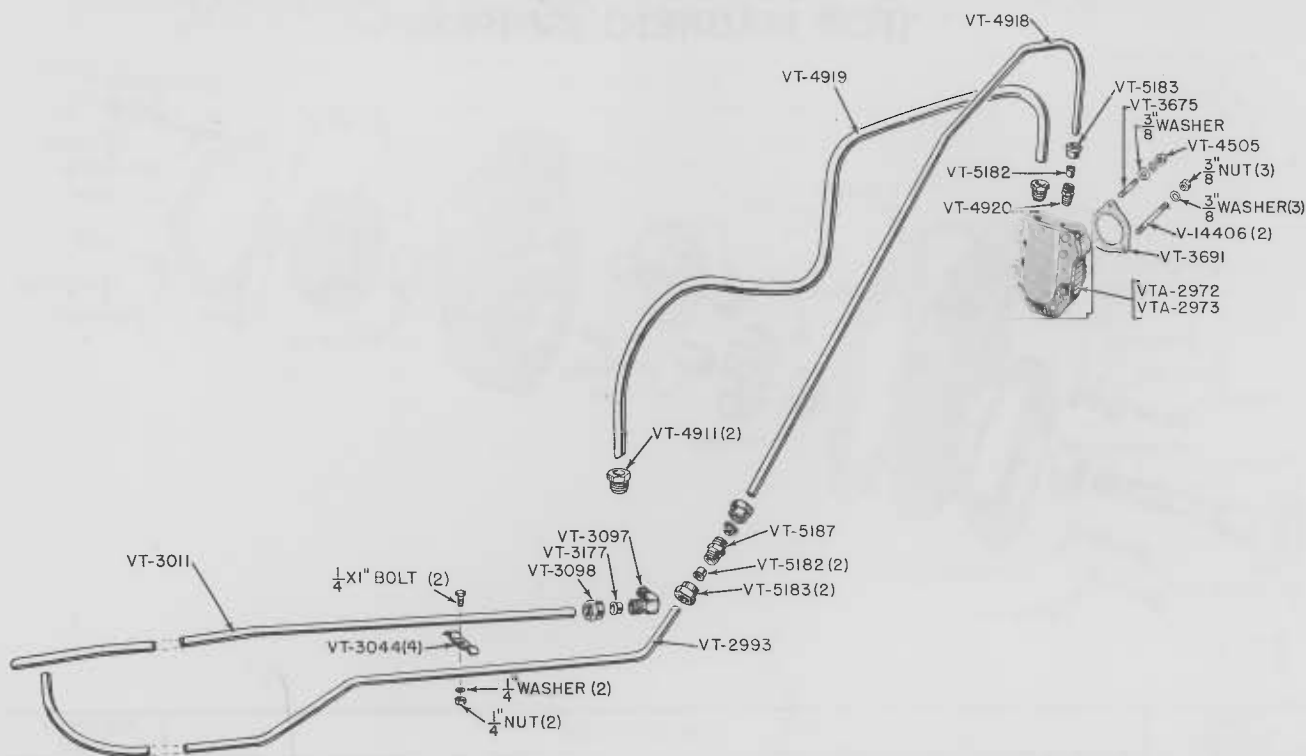


Part Number	DESCRIPTION	Quantity Used
04244-AB	Oil seal — front	1
V-14406	Stud — $\frac{3}{8}$ x $5\frac{1}{4}$ "	2
	$\frac{3}{8}$ " nut, hexagon, U.N.C. with lockwasher	2
V-20403	Gasket — body and cover	1
VT-3675	Stud — $\frac{3}{8}$ x $1\frac{1}{2}$ "	1
	$\frac{3}{8}$ " washer, shakeproof, I.T.	1
	$\frac{3}{8}$ " washer, plain, S.A.E. standard	1
VT-3691	Gasket — mounting	1
VT-4505	Nut — hexagon, U.N.C.	1
VT-4887	Gear — drive, 1-1/16" wide	1
VT-4893	Bearing — needle (Torrington No. B108)	2
VT-4894	Bearing — needle (Torrington No. B1012)	1
VT-4895	Bearing — needle (Torrington No. B148)	1
VT-4897	Oil seal — rear	1
VT-4898	Pin — dowel	2
VT-4976	Key — woodruff, No. 2	2
VT-4979	Gear — drive, $\frac{7}{8}$ " wide	1
VT-5165	Shaft — drive	1
	9/16"-18 U.N.F. nut, hexagon, slotted light series	1
	3/32 x $\frac{3}{4}$ " pin, cotter	1
VTA-2973	Hydraulic pump complete with drive gear (engines after No. A4700000) (1-1/16" wide drive gear)	1
VTA-2975	Hydraulic pump complete with drive gear (engines before No. A4700000) ($\frac{7}{8}$ " wide drive gear)	1
	$\frac{3}{8}$ x 1" bolt, hexagon head, U.N.C. with lockwasher	4
	$\frac{3}{8}$ x $1\frac{1}{2}$ " bolt, hexagon head, U.N.C. with lockwasher	1
	$\frac{3}{8}$ x $1\frac{3}{4}$ " bolt, hexagon head, U.N.C. with lockwasher	6
	$\frac{3}{8}$ x $3\frac{1}{2}$ " bolt hexagon head, U.N.C. with lockwasher	1

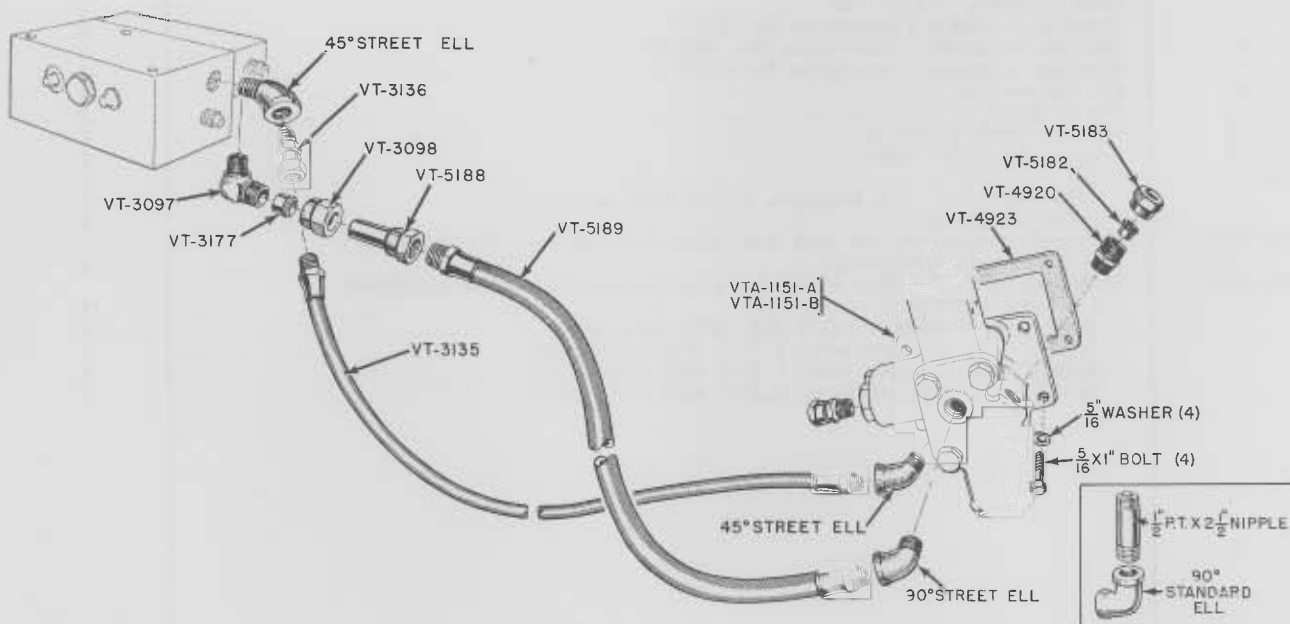
DO NOT ORDER PARTS FROM THE ILLUSTRATION ONLY. REFER TO THE LIST ALSO.

"VAI" TRACTOR PARTS CATALOG

HYDRAULIC PUMP AND LINES WITH EAGLE HITCH



LINES FOR EAGLE HITCH WITH DOUBLE CONTROL

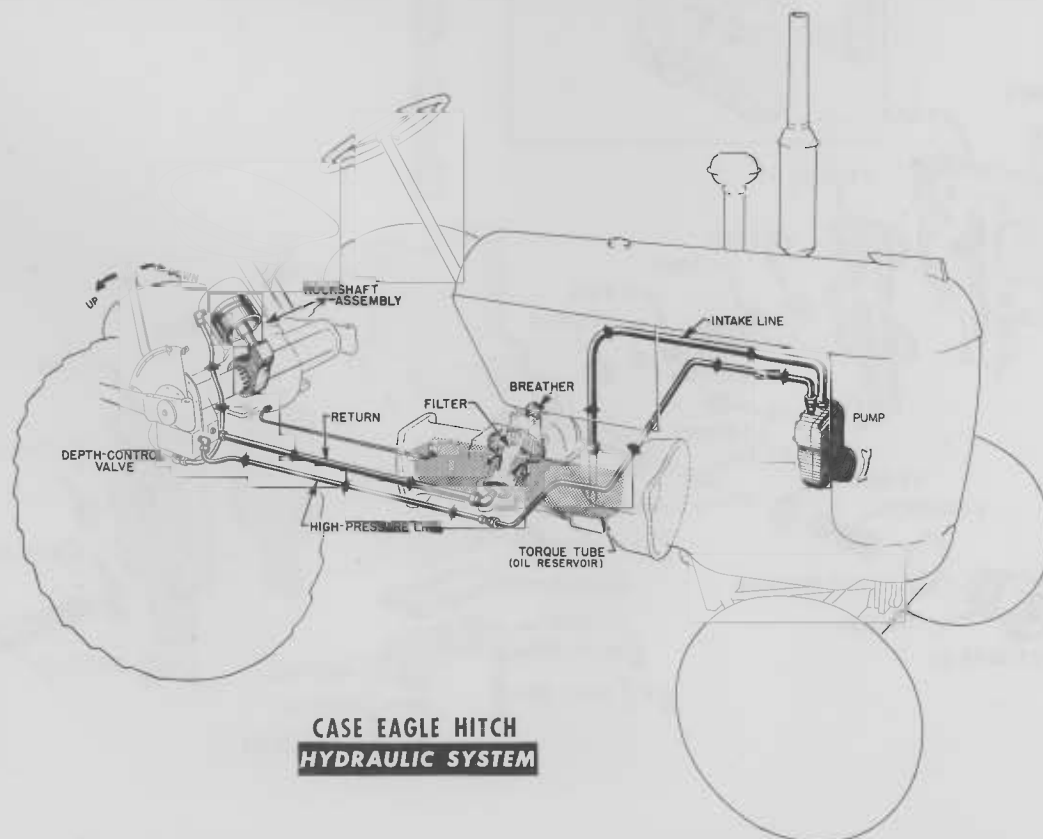


DO NOT ORDER PARTS FROM THE ILLUSTRATION ONLY. REFER TO THE LIST ALSO.

"VAI" TRACTOR - PARTS CATALOG

HYDRAULIC PUMP AND LINES FOR EAGLE HITCH WITH AND WITHOUT DOUBLE CONTROL

Part Number	DESCRIPTION	Quantity Used
V-14406	Stud — $\frac{3}{8}$ " diameter x $5\frac{1}{4}$ "	2
	$\frac{3}{8}$ " nut, hexagon, U.N.C. with lockwasher	2
VT-2993	Line — pressure, extension (to depth control)	1
VT-3011	Line — return (control to torque tube)	1
VT-3044	Clamp — pressure and return line	4
	$\frac{1}{4}$ x1" screw, machine, round head, U.N.C. w/square nut and lockwasher	2
VT-3097	Elbow — coupling	1
VT-3098	Nut — coupling	1
VT-3135	Hose — hydraulic pressure (Eagle Hitch with double control)	1
VT-3136	Union — adapter, hydraulic hose (Eagle Hitch with double control)	1
VT-3177	Sleeve — coupling	1
VT-3675	Stud — $\frac{3}{8}$ " diameter x $1\frac{1}{2}$ " (magneto ignition only)	1
	$\frac{3}{8}$ " washer, shakeproof, I.T.	1
	$\frac{3}{8}$ " washer, plain, S.A.E. standard	1
VT-3691	Gasket — pump mounting	1
VT-4505	Nut — hexagon, U.N.C. (for VT-3675) (magneto ignition only)	1
VT-4911	Nut — tube	2
VT-4918	Line — pressure (pump to extension or double valve)	1
VT-4919	Line — intake	1
VT-4920	Body — connector	2
VT-4923	Gasket — control housing	1
VT-5182	Sleeve — coupling	4
VT-5183	Nut — coupling	4
VT-5187	Body — coupling	1
VT-5188	Extension — adapter (Eagle Hitch with double control)	1
VT-5189	Hose — return (depth control to double control)	1
VTA-1151-A	Control valve — double acting (see VTA-1151-B) (tractors before No. 5456951)	1
VTA-1151-B	Control valve — double acting (see VTA-1151-A) (tractors after No. 5456950)	1
	$\frac{3}{8}$ " P.T. x 45° fitting, street ell	2
	$\frac{1}{2}$ " P.T. x 90° fitting, street ell	1
	$\frac{1}{2}$ " P.T. x 90° fitting, pipe standard ell (VAI-5 mower)	1
	$\frac{1}{2}$ " P.T. x $2\frac{1}{2}$ " nipple, pipe (VAI-5 mower)	1
VTA-2972	Pump assembly (distributor ignition)	1
VTA-2973	Pump assembly (magneto ignition)	1



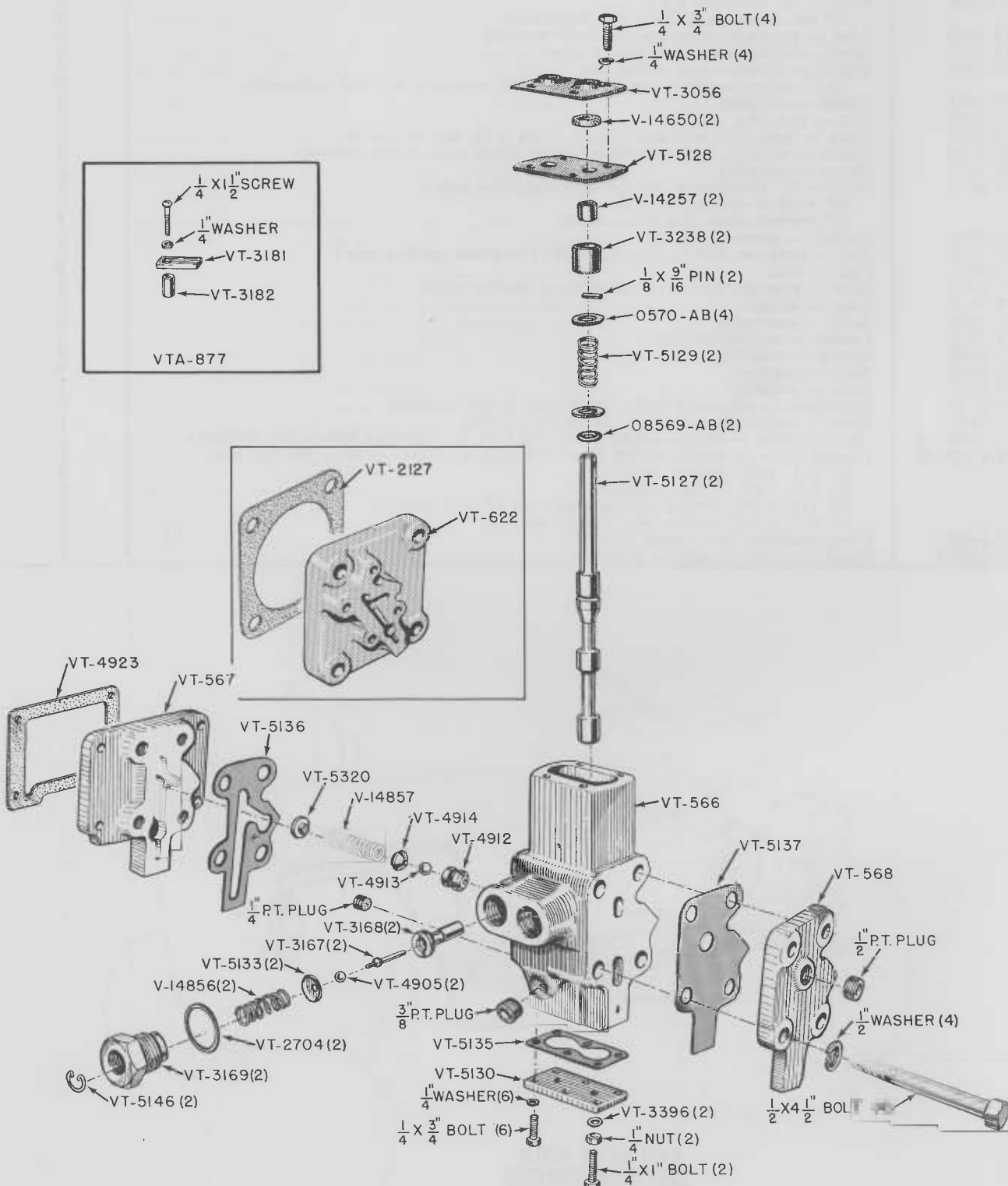
**CASE EAGLE HITCH
HYDRAULIC SYSTEM**

DO NOT ORDER PARTS FROM THE ILLUSTRATION ONLY. REFER TO THE LIST ALSO.

"VAI" TRACTOR - PARTS CATALOG

DOUBLE CONTROL VALVE ASSEMBLIES

(Cap Screws at Bottom of Plungers Regulate Rate of Raising and Lowering)



DO NOT ORDER PARTS FROM THE ILLUSTRATION ONLY. REFER TO THE LIST ALSO.

"VAI" TRACTOR - PARTS CATALOG

DOUBLE CONTROL VALVE ASSEMBLIES

(Cap Screws at Bottom of Plungers Regulate Rate of Raising and Lowering)


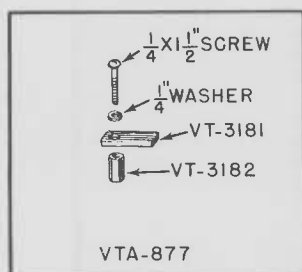
Part Number	DESCRIPTION	Quantity Used
0570-AB	Washer	4
08569-AB	"O" ring	2
08635-AB	Ball — check valve, 1/4" (used with VT-5131)	2
V-14257	Spacers	2
V-14650	Seal — dust, felt	2
V-14856	Spring — check valve (used with VT-3169)	2
V-14857	Spring — relief valve	1
VT-566	Control body	1
	1/4" P.T. plug, pipe, countersunk	1
	3/8" P.T. plug, pipe, countersunk	1
	1/2 x 4 1/2" bolt, hexagon head, U.N.C. with lockwasher	4
VT-567	Adapter (for VTA-1151 and VTA-1151-A) (see VT-622)	1
VT-568	Cover — end	1
	1/2" P.T. plug, pipe, countersunk pattern	1
VT-622	Adapter (for VTA-3021) (see VT-567)	1
VT-2127	Gasket — belt pulley location (used with VTA-3021)	1
VT-2704	Gasket	2
VT-3056	Shield — dust seal	1
	1/4 x 3/4" bolt, hexagon head, U.N.C. with lockwasher	4
VT-3167	Rod — check valve	2
VT-3168	Valve — check	2
VT-3169	Plug — check valve spring	2
VT-3181	Stop — valve (see VTA-877)	1
	1/4 x 1 1/2" screw, machine, round head, U.N.C. with lockwasher	1
VT-3182	Bushing — valve stop (see VTA-877)	1
VT-3238	Spacer	2
VT-3396	Gasket	2
VT-4905	Ball — check valve, 5/16" diameter	2
VT-4909	Spring — check valve (use with VT-5131)	2
VT-4910	Plug — check valve spring (use with VT-5131)	2
VT-4912	Seat — relief valve (early units)	1
VT-4913	Ball — 3/8" diameter	1
VT-4914	Washer — relief valve	1
VT-4923	Gasket — control housing (used with VTA-1151 and VTA-1151-A)	1
VT-5127	Valve — lift	2
	1/8 x 9/16" pin, groove type No. 5	2
VT-5128	Cover — top	1
VT-5129	Spring	2
VT-5130	Cover — bottom	1
	1/4 x 3/4" bolt, hexagon head, U.N.C. with lockwasher	6
	1/4 x 1" bolt, hexagon head, U.N.C. with hexagon nut	2
VT-5131	Valve — check (use VTA-874)	
VT-5132	Rod — check valve (use VTA-874)	
VT-5133	Retainer — spring	2
VT-5135	Gasket	1
VT-5136	Gasket — inner	1
VT-5137	Gasket — outer	1
VT-5146	Ring — snap	2
VT-5320	Spacer — spring pressure	1
VTA-874	Double control check valve (repair kit) (consists of: (2) V-14856, (2) VT-2704, (2) VT-3167, (2) VT-3168, (2) VT-3169, and (2) VT-4905)	1
VTA-877	Double control lockout attachment (machinery item)	1
VTA-1151	Hydraulic double control valve (complete)	1
VTA-1151-A	Hydraulic double control valve (complete) (for use with Eagle Hitch)	1
	5/16 x 1" bolt, hexagon head, U.N.C. with lockwasher	4
VTA-3021	Hydraulic double control valve and adapter	1

DO NOT ORDER PARTS FROM THE ILLUSTRATION ONLY. REFER TO THE LIST ALSO.

"VAI" TRACTOR - PARTS CATALOG

DOUBLE CONTROL VALVE ASSEMBLIES

(Four holes drilled in body to attach bracket and bell-crank for regulating rate of raising and lowering.)



DO NOT ORDER PARTS FROM THE ILLUSTRATION ONLY. REFER TO THE LIST ALSO.

"VAI" TRACTOR - PARTS CATALOG

DOUBLE CONTROL VALVE ASSEMBLIES

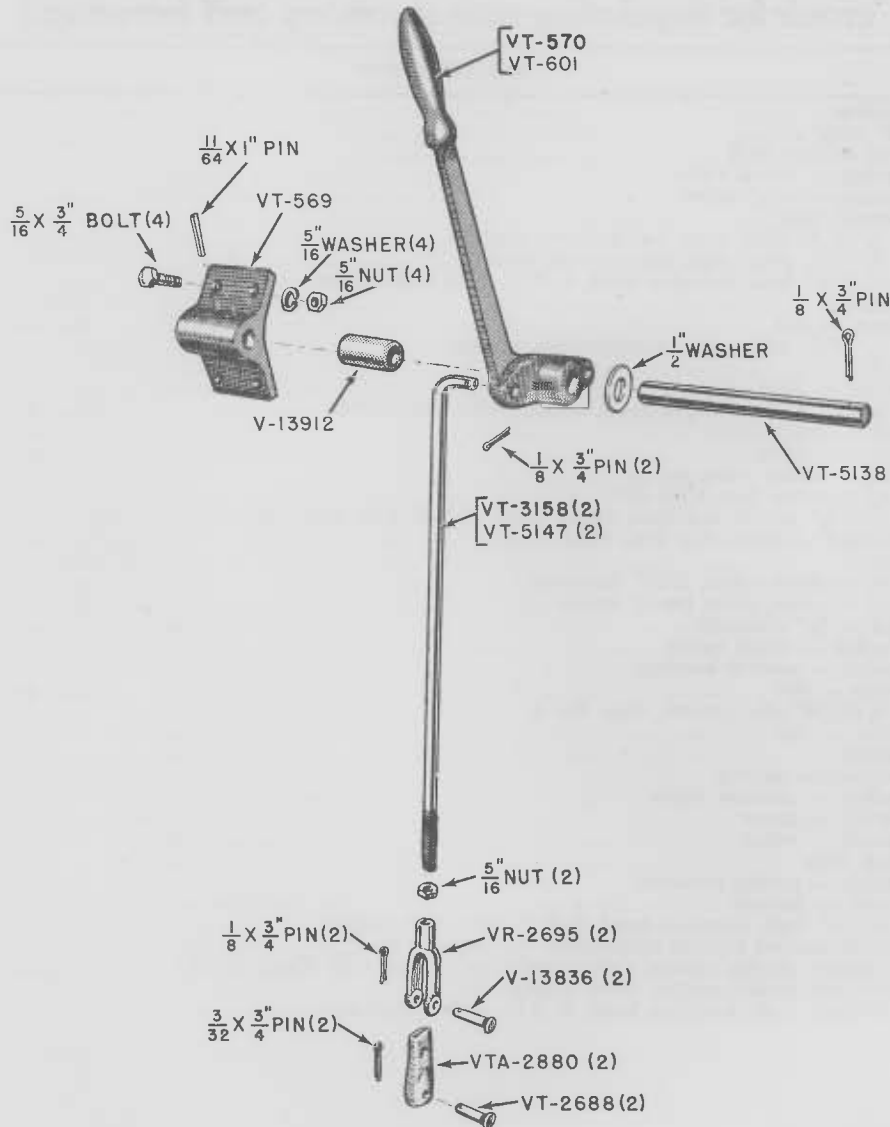
(Four holes drilled in body to attach bracket and bell-crank for regulating rate of raising and lowering.)

Part Number	DESCRIPTION	Quantity Used
0570-AB	Washer	4
08569-AB	'O' ring	2
V-14650	Seal — dust, felt	2
V-14856	Spring — check valve	2
V-14857	Spring — relief valve	1
VT-566	Control body	1
	1/4" P.T. plug, pipe, countersunk pattern	1
	3/8" P.T. plug, pipe, countersunk pattern	1
	1/2 x 1/2" bolt, hexagon head, U.N.C. with lockwasher	4
VT-567	Adapter	1
VT-568	Cover — end	1
	1/2" P.T. plug, pipe, countersunk pattern	1
VT-2704	Gasket	2
VT-3056	Shield — dust seal	1
	1/4 x 3/4" bolt, hexagon head, U.N.C. with lockwasher	4
VT-3167	Rod — check valve	2
VT-3168	Valve — check	2
VT-3169	Plug — check valve spring	2
VT-3181	Stop — valve (see VTA-877)	1
	1/4 x 1 1/2" screw, machine, round head, U.N.C. with lockwasher	1
VT-3182	Bushing — valve stop (see VTA-877)	1
VT-3238	Spacer	2
VT-4905	Ball — check valve, 5/16" diameter	2
VT-4912	Seat — relief valve (early units)	1
VT-4913	Ball — 3/8" diameter	1
VT-4914	Washer — relief valve	1
VT-4923	Gasket — control housing	1
VT-5127	Valve — lift	2
	1/8 x 9/16" pin, groove, type No. 5	2
VT-5128	Cover — top	1
VT-5129	Spring	2
VT-5133	Retainer — spring	2
VT-5135	Gasket — bottom cover	1
VT-5136	Gasket — inner	1
VT-5137	Gasket — outer	1
VT-5146	Snap ring	2
VT-5320	Spacer — spring pressure	1
VT-5385	Cover — bottom	1
	1/4 x 3/4" bolt, hexagon head, U.N.C. with lockwasher	6
VTA-877	Double control lockout attachment (machinery item)	1
VTA-1151-B	Hydraulic double control valve (complete) (used with Eagle Hitch)	1
VTA-1151-C	Hydraulic double control valve (complete)	1
	5/16 x 1" bolt, hexagon head, U.N.C. with lockwasher	4

DO NOT ORDER PARTS FROM THE ILLUSTRATION ONLY. REFER TO THE LIST ALSO.

"VAI" TRACTOR - PARTS CATALOG

LEVER CONTROLS FOR DOUBLE CONTROL VALVES (FOR VTA-1151, VTA-1151-A, AND VTA-3021)



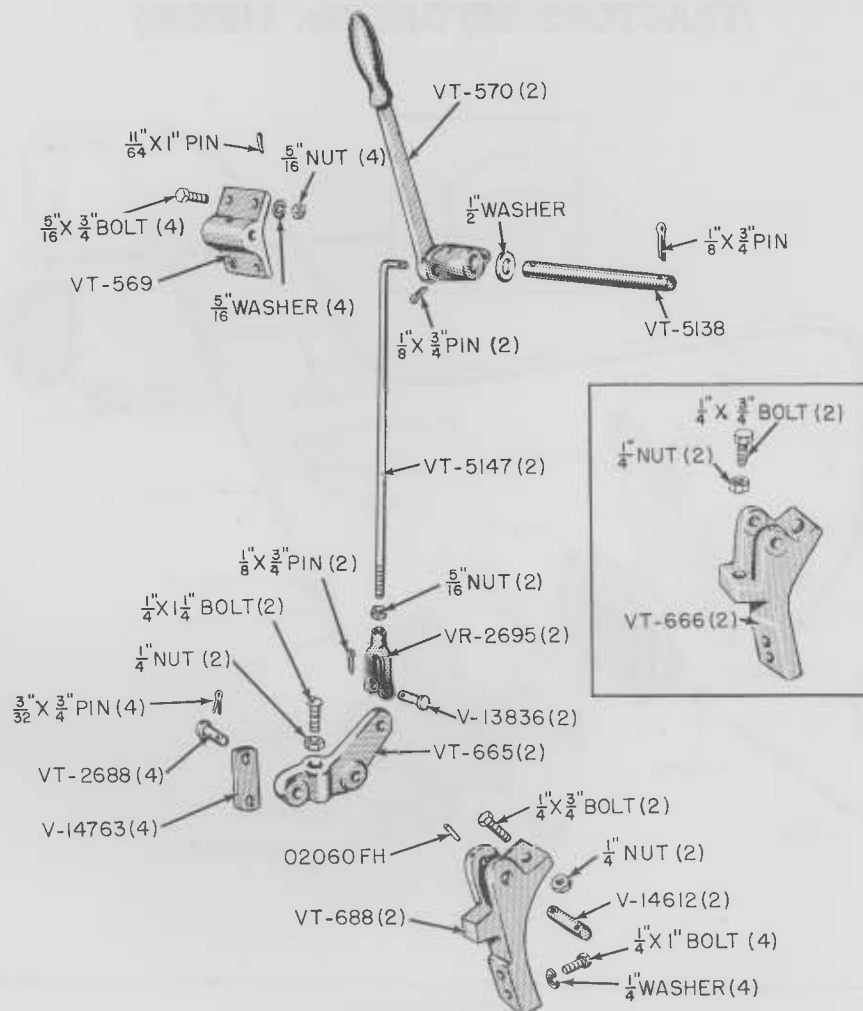
Part Number	DESCRIPTION	Quantity Used
V-13836	Pin — yoke 1/8 x 3/4\" pin, cotter	2 2
V-13912	Spacer — shaft (for VTA-1151-A only)	1
VR-2695	End — yoke	2
VT-569	Standard — control 5/16 x 3/4\" bolt, hexagon head, U.N.C. with hexagon nut and lockwasher	1 4
VT-570	Lever — control (for VTA-1151 and VTA-3021 only) (see VT-601)	2
VT-601	Lever — control (for VTA-1151-A only) (see VT-570)	1
VT-2688	Rivet — drilled 3/32 x 3/4\" pin, cotter	2 2
VT-3158	Rod — control (for VTA-3021 only) (see VT-5147) 5/16\" nut, hexagon, jam, U.N.F.	2 2
VT-5138	1/8 x 3/4\" pin, cotter Shaft — control lever 1/8 x 3/4\" pin, cotter 11/64 x 1\" pin, groove, type No. 2	2 1 1 1
VT-5147	1/2\" washer, plain, S.A.E. standard Rod — control (for VTA-1151 and VTA-1151-A) (see VT-3158) 5/16\" nut, hexagon, jam, U.N.F.	1 2 2
VTA-2880	1/8 x 3/4\" pin, cotter Plunger extension	2 2

DO NOT ORDER PARTS FROM THE ILLUSTRATION ONLY. REFER TO THE LIST ALSO.

“VAI” TRACTOR - PARTS CATALOG

LEVER CONTROLS FOR DOUBLE CONTROL VALVES

(FOR VTA-1151-B AND VTA-1151-C)



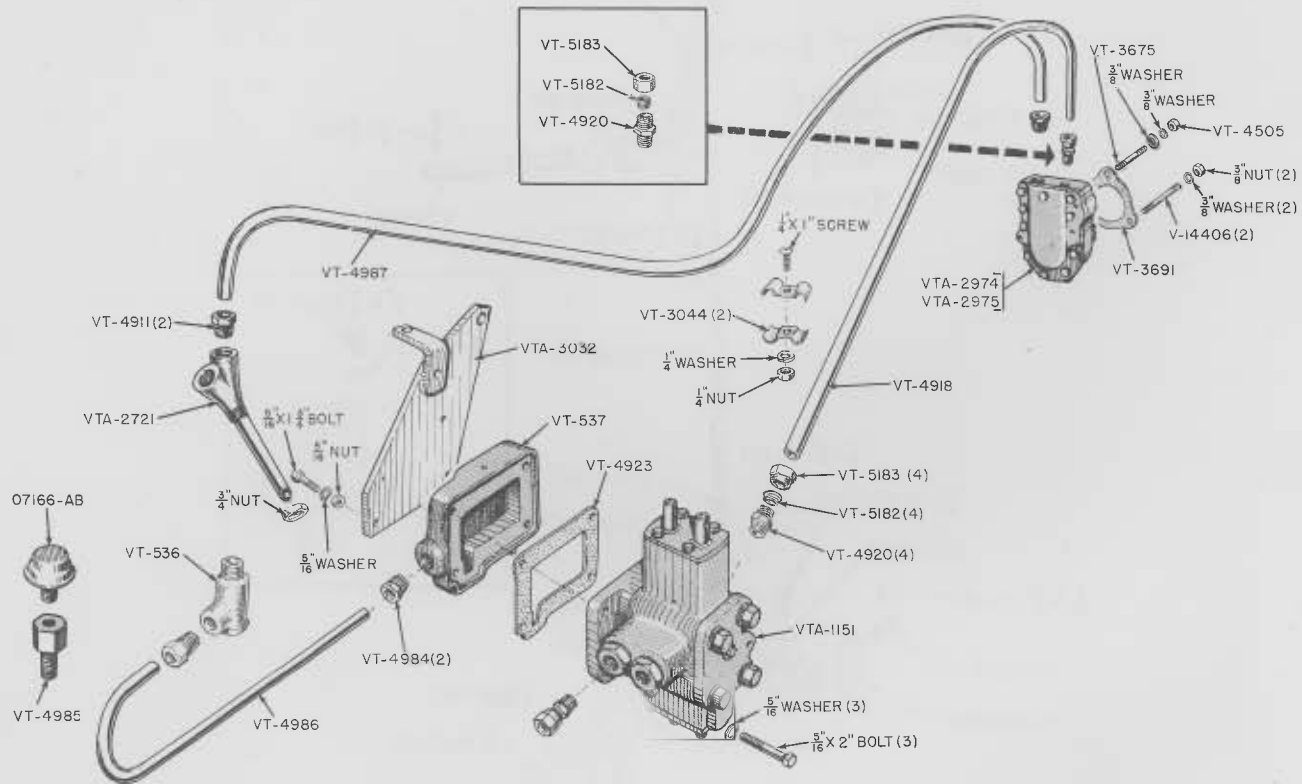
Part Number	DESCRIPTION	Quantity Used
02060-FH	Rollpin — for V-14612 pin	2
V-13836	Pin — yoke	2
	1/8 x 3/4" pin, cotter	2
V-14612	Pin — pivot, bell crank	2
V-14763	Link — connecting	4
VR-2695	End — yoke	2
VT-569	Standard — control	1
	5/16 x 3/4" bolt, hexagon head, U.N.C. with hexagon nut and lockwasher	4
VT-570	Lever — control	2
VT-665	Bellcrank	2
VT-666	Bracket — mounting, bellcrank (use VT-665, VT-688, and 1/4 x 1 1/4" bolt, hexagon head, U.N.C.)	
	1/4 x 3/4" bolt, hexagon head, U.N.C. with hexagon jam nut	4
	1/4 x 1" bolt, hexagon head, U.N.C. with lockwasher	4
VT-688	Bracket — mounting, bellcrank	2
	1/4 x 3/4" bolt, hexagon head, U.N.C. with hexagon jam nut	2
	1/4 x 1" bolt, hexagon head, U.N.C. with lockwasher	4
	1/4 x 1 1/4" bolt, hexagon head, U.N.C. with hexagon jam nut	2
VT-2688	Pin — drilled	4
	3/32 x 3/4" pin, cotter	4
VT-5138	Shaft — control lever	1
	1/8 x 3/4" pin, cotter	1
	11/64 x 1" pin, groove, type No 2	1
	1/2" washer, plain, S.A.E. standard	1
VT-5147	Rod — control	2
	5/16" nut, hexagon jam, U.N.F.	2
	1/8 x 3/4" pin, cotter	2

DO NOT ORDER PARTS FROM THE ILLUSTRATION ONLY. REFER TO THE LIST ALSO.

"VAI" TRACTOR - PARTS CATALOG

HYDRAULIC PUMP AND LINES WITH DOUBLE-ACTING CONTROL

(TRACTORS BEFORE No. 5159895)



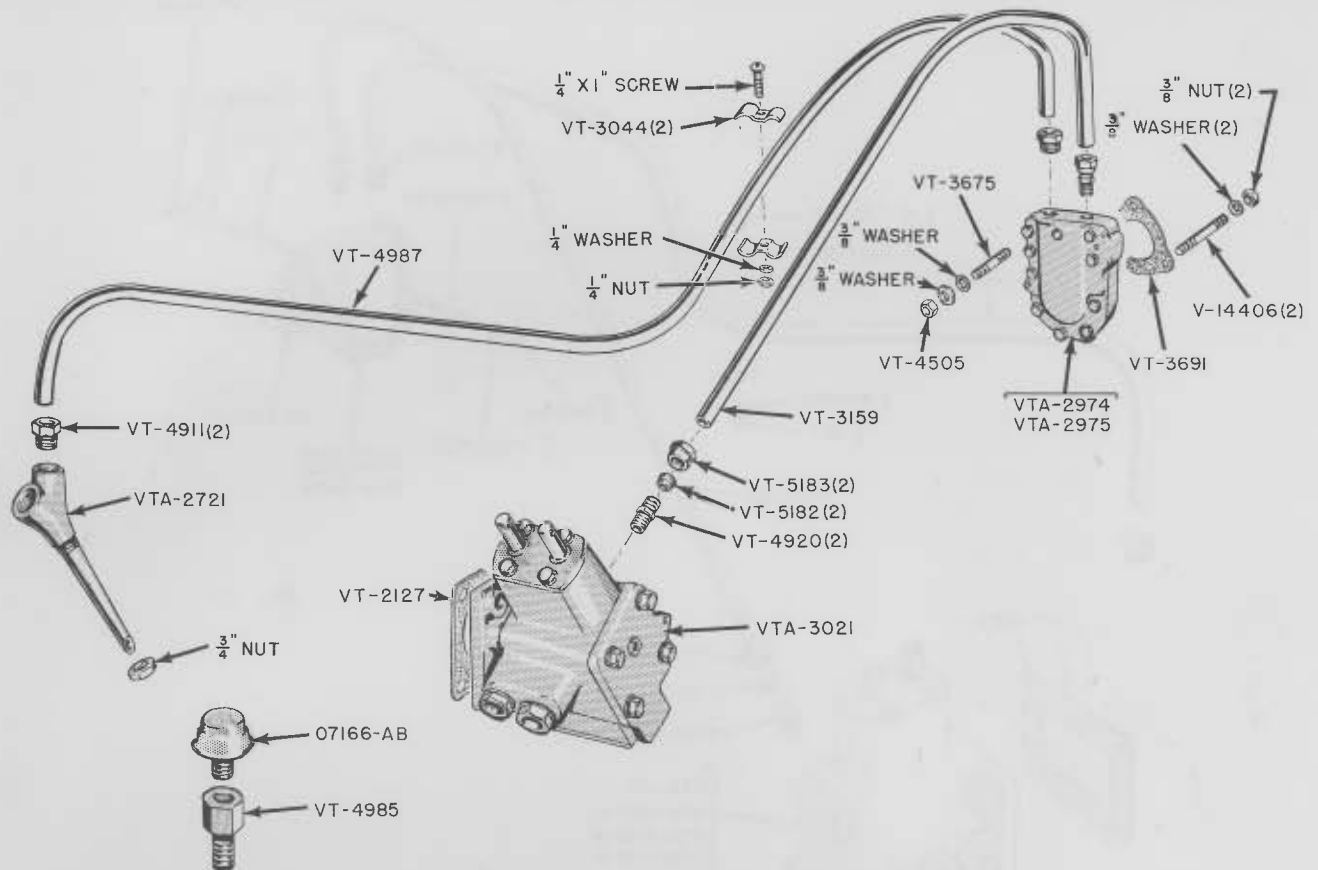
Part Number	DESCRIPTION	Quantity Used
07166-AB	Breather	1
V-14406	Stud — $\frac{3}{8}$ x $5\frac{1}{4}$ "	2
	$\frac{3}{8}$ " nut, hexagon, U.N.C. with lockwasher	2
VT-536	Fitting — oil return and drain	1
VT-537	Basin — catch	1
VT-3044	Clamp — tube	2
	$\frac{1}{4}$ x 1" screw, machine, round head, U.N.C. with hexagon nut and lockwasher	1
VT-3675	Stud — $\frac{3}{8}$ x $1\frac{1}{2}$ " (magneto ignition only)	1
	$\frac{3}{8}$ " washer, shakeproof, I.T.	1
	$\frac{3}{8}$ " washer, plain, S.A.E. standard	1
VT-3691	Gasket	1
VT-4505	Nut — hexagon, N.C. (for VT-3675) (magneto ignition only)	1
VT-4911	Nut — tube	2
VT-4918	Line — high pressure	1
VT-4920	Body — connector	4
VT-4923	Gasket — control housing	1
VT-4984	Nut — tube	2
VT-4985	Adapter — breather	1
VT-4986	Line — return	1
VT-4987	Line — intake	1
VT-5182	Sleeve — coupling	4
VT-5183	Nut — coupling	4
VTA-1151	Double control valve (see page 88)	1
	$\frac{5}{16}$ x $1\frac{3}{4}$ " bolt, hexagon head, U.N.C. with hexagon nut and lockwasher	1
	$\frac{5}{16}$ x 2" bolt, hexagon head, U.N.C. with lockwasher	3
VTA-2721	Fitting — inlet	1
	$\frac{3}{4}$ " nut, lock, conduit	1
VTA-2974	Hydraulic pump (distributor ignition) (see VTA-2975)	1
VTA-2975	Hydraulic pump (Magneto ignition) (see VTA-2974)	1
VTA-3032	Plate — mounting	1

DO NOT ORDER PARTS FROM THE ILLUSTRATION ONLY. REFER TO THE LIST ALSO.

"VAI" TRACTOR - PARTS CATALOG

HYDRAULIC PUMP AND LINES WITH DOUBLE-ACTING CONTROL

(Control Mounting at Belt Pulley Opening) (Tractors Before No. 5159895)



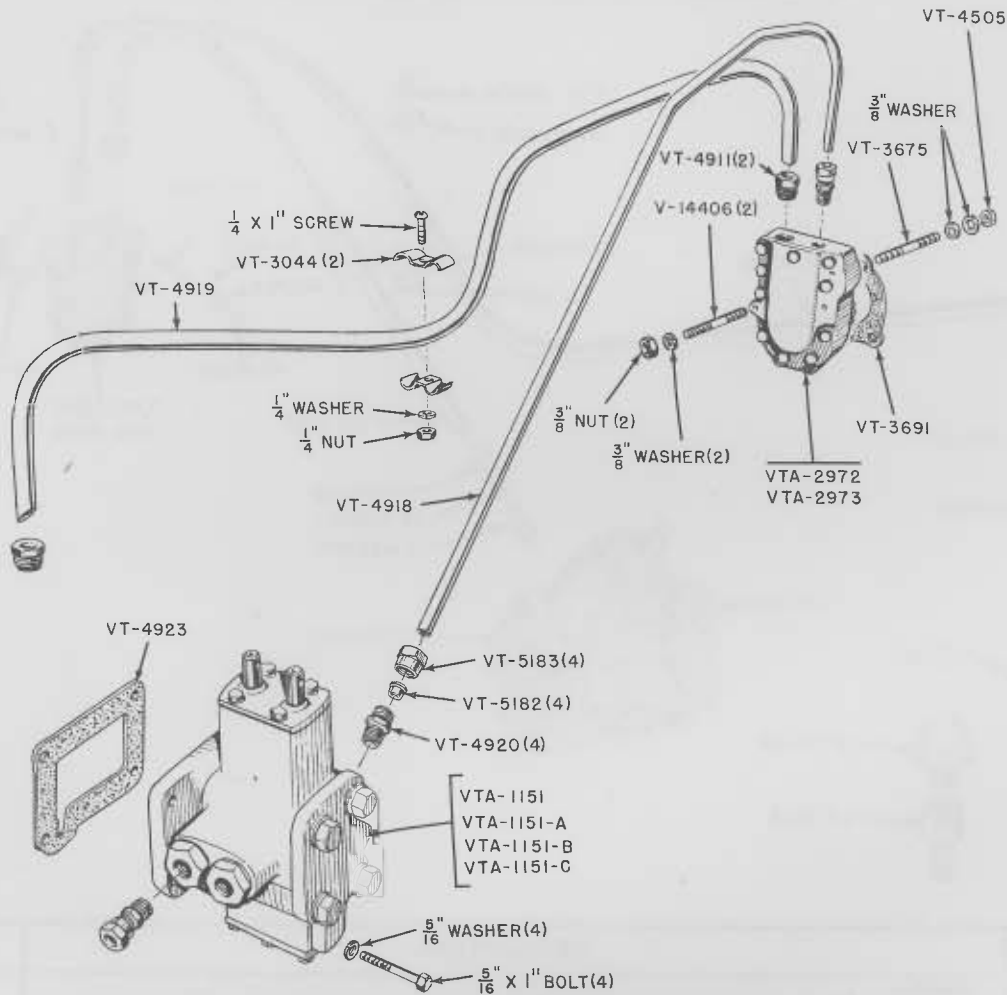
Part Number	DESCRIPTION	Quantity Used
07166-AB	Breather	1
V-14406	Stud — $\frac{3}{8}$ x $5\frac{1}{4}$ "	2
	$\frac{3}{8}$ " nut, hexagon, U.N.C. with lockwasher	2
VT-2127	Gasket	1
VT-3044	Clamp — tube	2
	$\frac{1}{4}$ x 1" screw, machine, round head, U.N.C. with hexagon nut and lockwasher	1
VT-3159	Line — pressure	1
VT-3675	Stud — $\frac{3}{8}$ x $1\frac{1}{2}$ " (magneto ignition only)	1
	$\frac{3}{8}$ " washer, shakeproof, I.T.	1
	$\frac{3}{8}$ " washer, plain, S.A.E.	1
VT-3691	Gasket	1
VT-4505	Nut — hexagon, N.C. (for VT-3675) (magneto ignition only)	1
VT-4911	Nut — tube	2
VT-4920	Body — connector	2
VT-4985	Adapter — breather	1
VT-4987	Line — intake	1
VT-5182	Sleeve — coupling	2
VT-5183	Nut — coupling	2
VTA-2721	Fitting — inlet	1
	$\frac{3}{4}$ " nut, lock, conduit	1
VTA-2974	Hydraulic pump (distributor ignition) (see VTA-2975)	1
VTA-2975	Hydraulic pump (Magneto ignition) (see VTA-2974)	1
VTA-3021	Double control valve	1

DO NOT ORDER PARTS FROM THE ILLUSTRATION ONLY. REFER TO THE LIST ALSO.

"VAI" TRACTOR - PARTS CATALOG

HYDRAULIC PUMP AND LINES WITH DOUBLE-ACTING CONTROL

(TRACTORS AFTER No. 5159894)



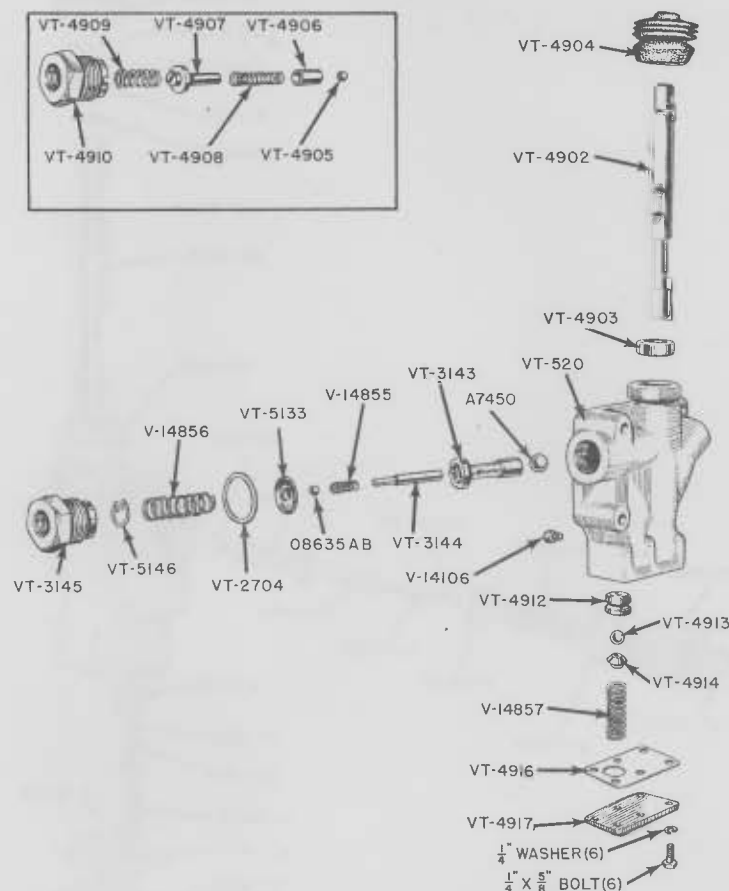
Part Number	DESCRIPTION	Quantity Used
V-14406	Stud — $\frac{3}{8}$ x $5\frac{1}{4}$ "	2
	$\frac{3}{8}$ " nut, hexagon, U.N.C. with lockwasher	2
VT-3044	Clamp — tube	2
	$\frac{1}{4}$ x 1" screw, machine, round head, U.N.C. with hexagon nut and lockwasher	1
VT-3675	Stud — $\frac{3}{8}$ x $1\frac{1}{2}$ " (magneto ignition only)	1
	$\frac{3}{8}$ " washer, shakeproof, I.T.	1
	$\frac{3}{8}$ " washer, plain, S.A.E. standard	1
VT-3691	Gasket	1
VT-4505	Nut — hexagon, U.N.C. (for VT-3675) (magneto ignition only)	1
VT-4911	Nut — tube	2
VT-4918	Line — high pressure	1
VT-4919	Line — intake	1
VT-4920	Body — connector	4
VT-4923	Gasket — control housing	1
VT-5182	Sleeve — coupling	4
VT-5183	Nut — coupling	4
VTA-1151	Double control valve (without Eagle Hitch)	1
VTA-1151-A	Double control valve (with Eagle Hitch)	1
VTA-1151-B	Double control valve (with Eagle Hitch)	1
VTA-1151-C	Double control valve (without Eagle Hitch)	1
	$\frac{5}{16}$ x 1" bolt, hexagon head, U.N.C. with lockwasher	4
VTA-2972	Hydraulic pump (distributor ignition) (see VTA-2973)	1
VTA-2973	Hydraulic pump (magneto ignition) (see VTA-2972)	1

DO NOT ORDER PARTS FROM THE ILLUSTRATION ONLY. REFER TO THE LIST ALSO.

"VAI" TRACTOR - PARTS CATALOG

SINGLE CONTROL VALVE ASSEMBLY

(VTA-2678 AND VTA-3015)

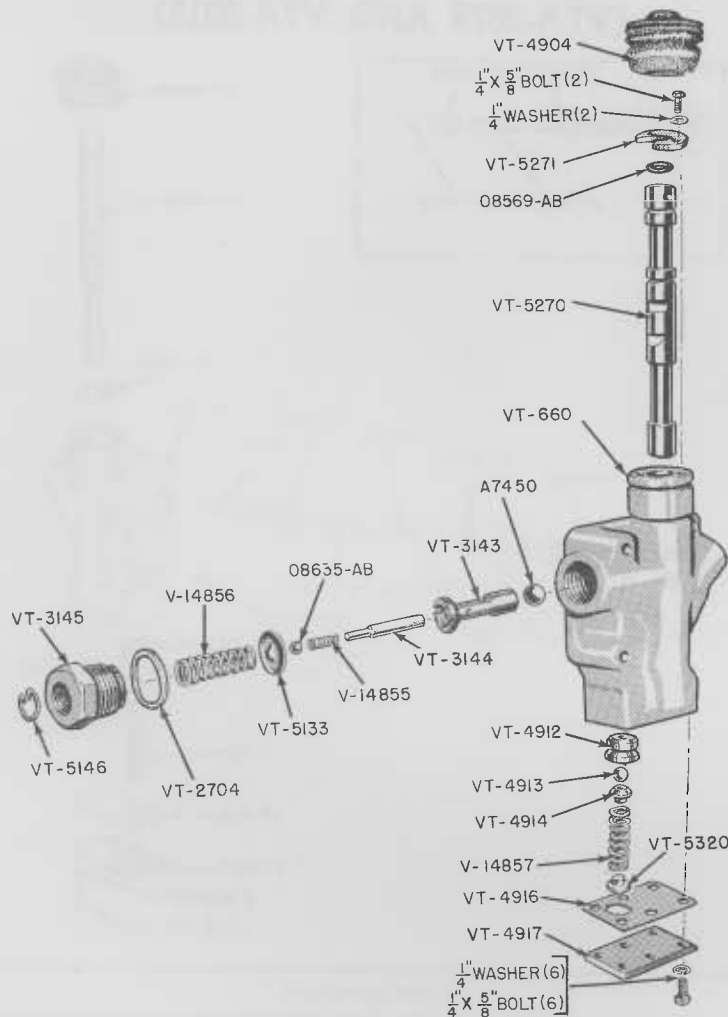


Part Number	DESCRIPTION	Quantity Used
08635-AB	Ball — check valve, 1/4" diameter	1
A7450	Ball — check valve, 7/16" diameter	1
V-14106	Screw — set, dog point	1
V-14855	Spring — check valve	1
V-14856	Spring — check valve ball	1
V-14857	Spring — relief valve	1
VT-520	Housing — control	1
VT-2704	Gasket	1
VT-3143	Valve — check	1
VT-3144	Plunger — check valve	1
VT-3145	Plug — check valve spring	1
VT-4902	Valve — control	1
VT-4903	Oil seal	1
VT-4904	Boot — dust	1
VT-4905	Ball — check valve, 5/16" diameter (use VT-4906 and VT-4907)	1
VT-4906	Lock — ball, check valve (use VTA-870)	
VT-4907	Valve — check (use VTA-870)	
VT-4908	Spring — ball lock	1
VT-4909	Spring — check valve	1
VT-4910	Plug — spring	1
VT-4912	Seat — relief valve	1
VT-4913	Ball — relief valve, 3/8" diameter	1
VT-4914	Washer	1
VT-4915	Spring — relief valve (use V-14857)	
VT-4916	Gasket — housing cover	1
VT-4917	Cover — housing	1
	1/4" x 5/8" bolt, hexagon head, U.N.C. with lockwasher	6
VT-5133	Retainer — check valve spring	1
VT-5146	Ring — snap	1
VTA-870	Check valve repair kit (consists of: (1) A7450, (1) 08635-AB, (1) V-14855, (1) V-14856, (1) VT-2704, (1) VT-3143, (1) VT-3144, (1) VT-3145, (1) VT-5133)	1
VTA-2678	Single control valve (complete) (use VTA-3110)	
VTA-3015	Single control valve (complete) (use VTA-3110)	

DO NOT ORDER PARTS FROM THE ILLUSTRATION ONLY. REFER TO THE LIST ALSO.

"VAI" TRACTOR - PARTS CATALOG

VTA-3110 SINGLE CONTROL VALVE ASSEMBLY



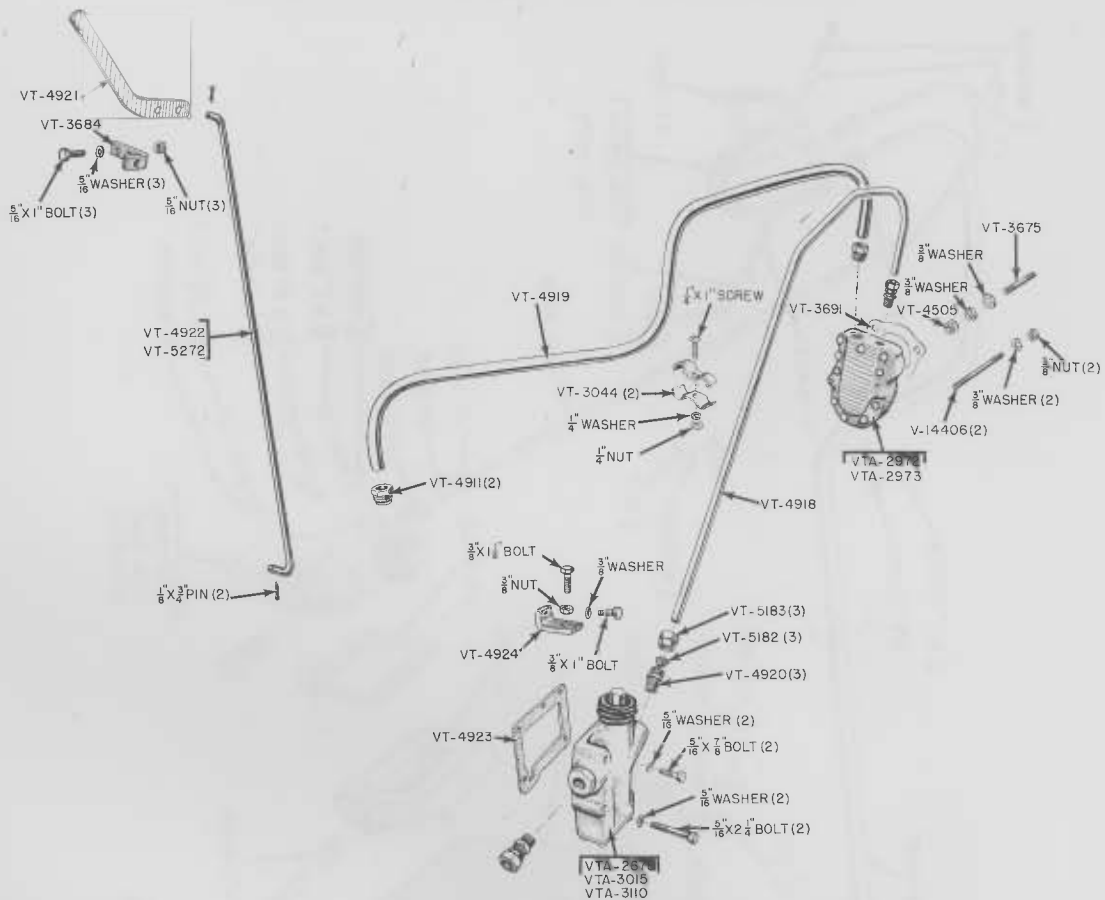
Part Number	DESCRIPTION	Quantity Used
08569-AB	"O" ring	1
08635-AB	Ball — check valve, 1/4" diameter	1
A7450	Ball — check valve, 7/16" diameter	1
V-14855	Spring — check valve plunger	1
V-14856	Spring — check valve plunger retainer	1
V-14857	Spring — relief valve	1
VT-660	Housing — control	1
VT-2704	Gasket	1
VT-3143	Valve — check	1
VT-3144	Plunger — check valve	1
VT-3145	Plug — check valve	1
VT-4904	Boot — dust	1
VT-4912	Seat — relief valve	1
VT-4913	Ball — relief valve, 3/8" diameter	1
VT-4914	Washer	1
VT-4916	Gasket — control cover	1
VT-4917	Cover — control	1
	1/4 x 5/8" bolt, hexagon head, U.N.C. with lockwasher	6
VT-5133	Retainer — spring	1
VT-5146	Snap ring	1
VT-5270	Valve — control	1
VT-5271	Washer, stop, slotted	1
	1/4 x 5/8" bolt, hexagon head, U.N.C.	2
	1/4" washer, shakeproof, I.T.	2
VT-5320	Spacer — spring pressure	1
VTA-3110	Single control valve assembly	1

DO NOT ORDER PARTS FROM THE ILLUSTRATION ONLY. REFER TO THE LIST ALSO.

"VAI" TRACTOR - PARTS CATALOG

HYDRAULIC PUMP AND LINES WITH SINGLE CONTROL

(TRACTORS AFTER No. 5159894)

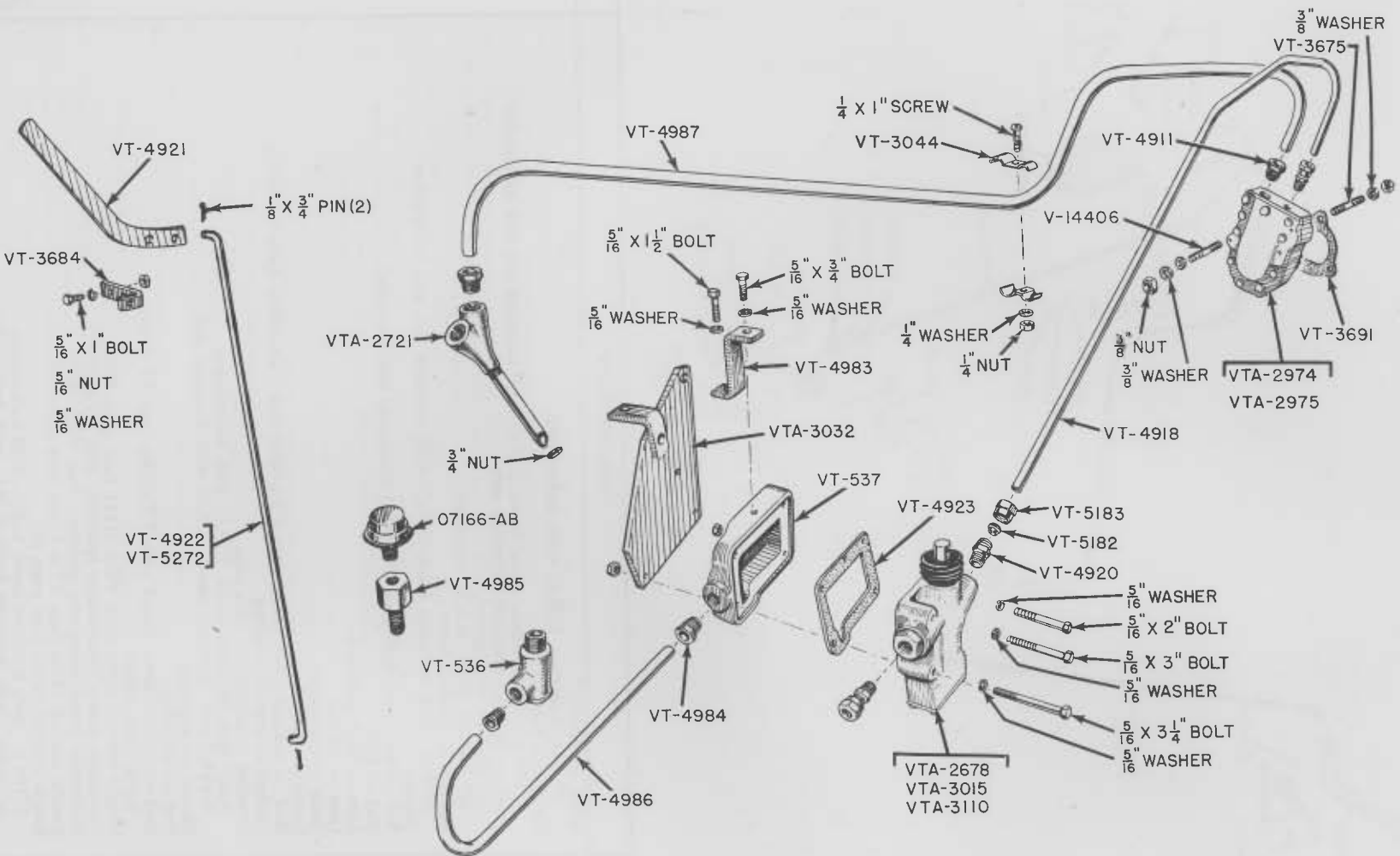


Part Number	DESCRIPTION	Quantity Used
V-14406	Stud — $\frac{3}{8}$ x $5\frac{1}{4}$ "	2
	$\frac{3}{8}$ " nut, hexagon, U.N.C. with lockwasher	2
VT-3044	Clamp — tube	2
	$\frac{1}{4}$ x $1\frac{1}{2}$ " screw, machine, round head, U.N.C. with hexagon nut and lockwasher	1
VT-3675	Stud — $\frac{3}{8}$ x $1\frac{1}{2}$ " (magneto ignition only)	1
	$\frac{3}{8}$ " washer, shakeproof, I.T.	1
	$\frac{3}{8}$ " washer, plain, S.A.E. standard	1
VT-3684	Bracket — control lever	1
	$\frac{5}{16}$ x $1\frac{1}{2}$ " bolt, hexagon head, U.N.C. with hexagon nut and lockwasher	3
VT-3691	Gasket	1
VT-4505	Nut — hexagon, N.C. (for VT-3675) (magneto ignition only)	1
VT-4911	Nut — tube	2
VT-4918	Line — high pressure	1
VT-4919	Line — intake	1
VT-4920	Body — connector	3
VT-4921	Lever — control	1
VT-4922	Rod — control lever (used with VTA-2678 and VTA-3015) (see VT-5272)	1
VT-4923	Gasket — control housing	1
VT-4924	Bracket — adjusting valve stop	1
	$\frac{3}{8}$ x $1\frac{1}{4}$ " bolt, hexagon head, U.N.C. with lockwasher	1
	$\frac{3}{8}$ x $1\frac{1}{4}$ " bolt, hexagon head, U.N.C. with hexagon nut	1
VT-5182	Sleeve — coupling	3
VT-5183	Nut — coupling	3
VT-5272	Rod — control lever (used with VT-3110) (see VT-4922)	1
	$\frac{1}{8}$ x $\frac{3}{4}$ " pin, cotter	2
VTA-2678	Single control valve (use VTA-3110) (see page 98)	
VTA-2972	Hydraulic pump (distributor ignition) (see VTA-2973)	1
VTA-2973	Hydraulic pump (magneto ignition) (see VTA-2972)	1
VTA-3015	Single control valve (use VTA-3110) (see page 97)	
VTA-3110	Single control valve (see page 98)	1
	$\frac{5}{16}$ x $\frac{7}{8}$ " bolt, hexagon head, U.N.C. with lockwasher	2
	$\frac{5}{16}$ x $2\frac{1}{4}$ " bolt, hexagon head, U.N.C. with lockwasher	2

DO NOT ORDER PARTS FROM THE ILLUSTRATION ONLY. REFER TO THE LIST ALSO.

"VAT" TRACTOR - PARTS CATALOG

HYDRAULIC PUMP AND LINES WITH SINGLE CONTROL (TRACTORS BEFORE No. 5159895)



DO NOT ORDER PARTS FROM THE ILLUSTRATION ONLY. REFER TO THE LIST ALSO.

RI-D59-12-54

"VAI" TRACTOR - PARTS CATALOG

HYDRAULIC PUMP AND LINES WITH SINGLE CONTROL

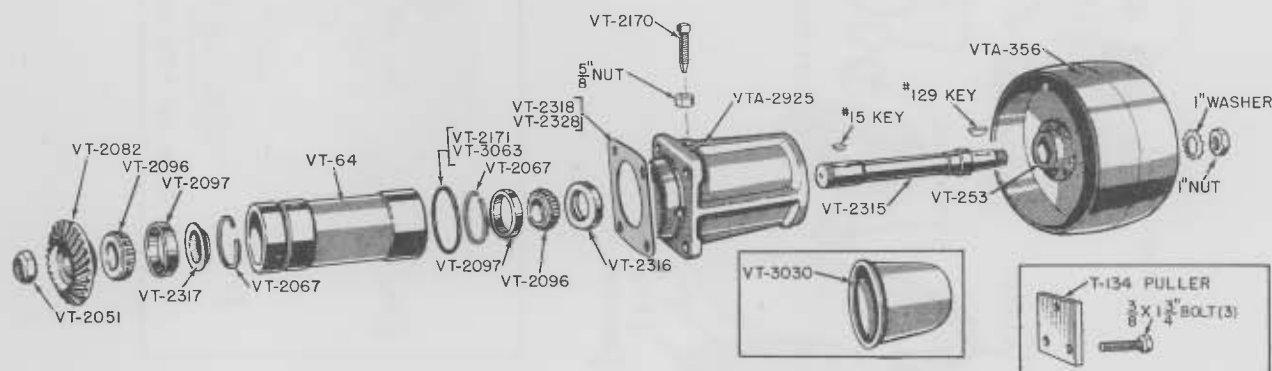
(TRACTORS BEFORE No. 5159895)

Part Number	DESCRIPTION	Quantity Used
07166-AB	Breather	1
V-14406	Stud — $\frac{3}{8}$ " diameter x $5\frac{1}{4}$ "	2
	$\frac{3}{8}$ " nut, hexagon, U.N.C. with lockwasher	2
VT-536	Fitting — oil return and drain	1
VT-537	Basin — catch	1
	$5/16 \times \frac{3}{4}$ " bolt, hexagon head, U.N.C. with lockwasher	1
VT-3044	Clamp — tube	2
	$\frac{1}{4} \times 1$ " screw, machine, round head, U.N.C. with hexagon nut and lockwasher	1
VT-3675	Stud — $\frac{3}{8}$ " diameter x $1\frac{1}{2}$ " (magneto ignition only)	1
	$\frac{3}{8}$ " washer, shakeproof, I.T.	1
	$\frac{3}{8}$ " washer, plain, S.A.E. standard	1
VT-3684	Bracket — control lever	1
	$5/16 \times 1$ " bolt, hexagon head, U.N.C. with hexagon nut and lockwasher	3
VT-3691	Gasket	1
VT-4505	Nut — hexagon. N.C. (for VT-3675) (magneto ignition only)	1
VT-4911	Nut — tube	2
VT-4918	Line — high pressure	1
VT-4920	Body — connector	3
VT-4921	Lever — control	1
VT-4922	Rod — control lever (used with VTA-2678 and VTA-3015) (see VT-5272)	1
VT-4923	Gasket — control housing	1
VT-4983	Stop — control lever	1
	$5/16 \times 1\frac{1}{2}$ " bolt, hexagon head, U.N.C. with hexagon nut and lockwasher	1
VT-4984	Nut — tube	2
VT-4985	Adapter — breather	1
VT-4986	Line — return	1
VT-4987	Line — intake	1
VT-5182	Sleeve — coupling	3
VT-5183	Nut — coupling	3
VT-5272	Rod — control lever (used with VTA-2678 and VTA-3110) (see VT-4922)	1
	$\frac{1}{8} \times \frac{3}{4}$ " pin, cotter	2
VTA-2678	Single control valve (use VTA-3110)	
VTA-2721	Fitting — inlet	1
	$\frac{3}{4}$ " nut, lock conduit	1
VTA-2974	Pump — hydraulic (distributor ignition) (see VTA-2975)	1
VTA-2975	Pump — hydraulic (magneto ignition) (see VTA-2974)	1
VTA-3015	Single control valve (use VTA-3110)	
VTA-3032	Plate assembly — mounting	1
VTA-3110	Single control valve	1
	$5/16 \times 2$ " bolt, hexagon head, U.N.C. with lockwasher	2
	$5/16 \times 3$ " bolt, hexagon head, U.N.C. with hexagon nut and lockwasher	1
	$5/16 \times \frac{3}{4}$ " bolt, hexagon head, U.N.C. with lockwasher	1

DO NOT ORDER PARTS FROM THE ILLUSTRATION ONLY. REFER TO THE LIST ALSO.

"VAI" TRACTOR - PARTS CATALOG

$\frac{3}{8}$ X 2" BOLT (3)
 $\frac{3}{8}$ " WASHER (3)
 1" WASHER
 VT-165
 VT-167

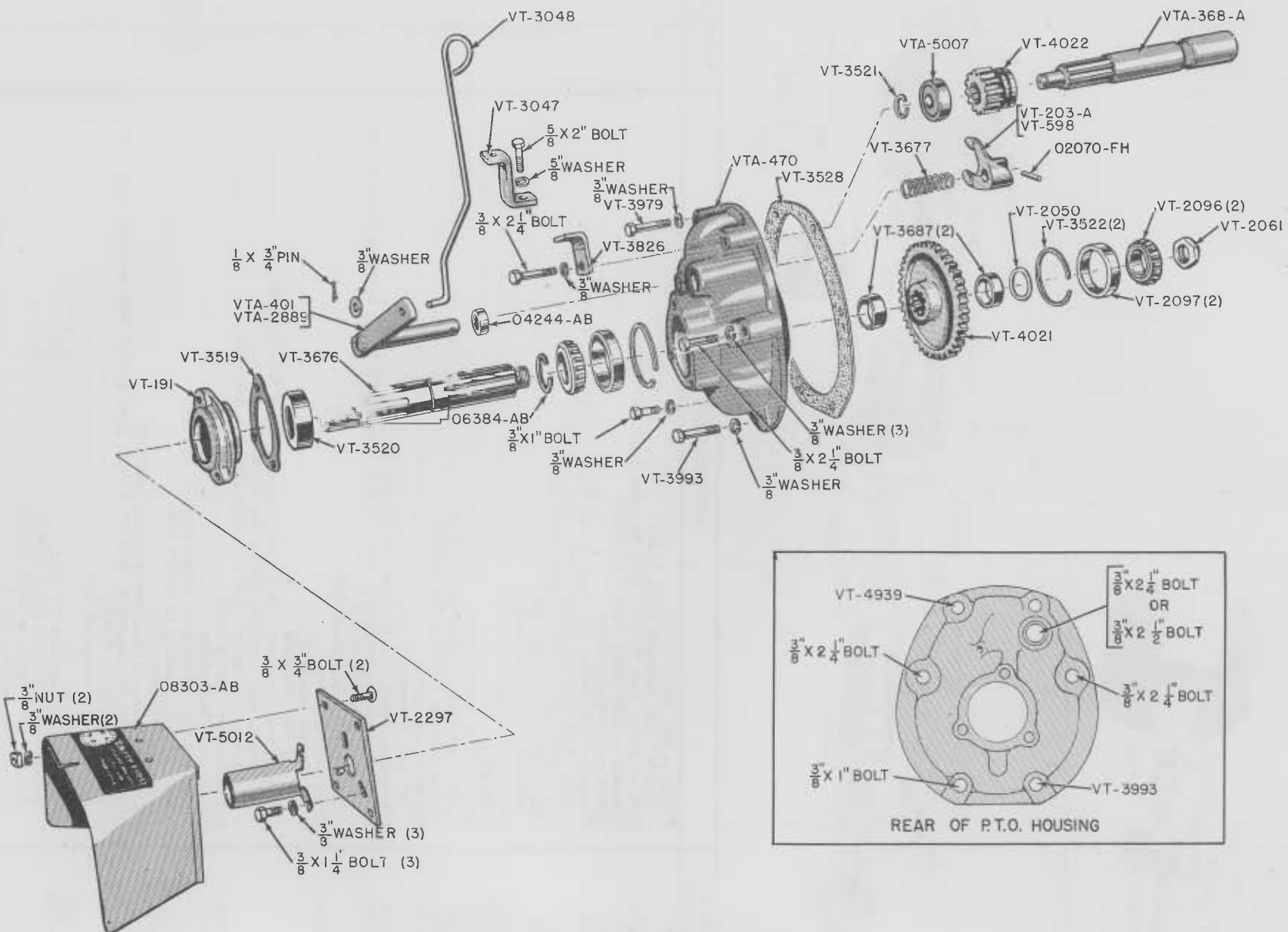


Part Number	DESCRIPTION	Quantity Used
T-134	Puller — belt pulley	1
	$\frac{3}{8}$ x1 $\frac{3}{4}$ " bolt, hexagon head, U.N.C.	3
V-14104	Bolt — puller (use $\frac{3}{8}$ x1 $\frac{3}{4}$ " bolt, hexagon head, U.N.C.)	
VT-63	Housing — belt pulley (use VTA-2925)	
VT-64	Sleeve — belt pulley shaft	1
VT-185	Flange — belt pulley (tractors before No. 4829894)	1
	$\frac{3}{8}$ x2" bolt, hexagon head, U.N.C. with lockwasher	3
VT-187	Nut — belt pulley (tractors before No. 4828894)	1
VT-253	Hub — pulley (see VTA-356)	1
	5/16x $\frac{7}{8}$ " rivet, flat head	6
VT-2051	Nut — adjusting	1
VT-2067	Snap ring	1
VT-2082	Gear — belt pulley shaft	1
VT-2096	Cone — bearing (Timken No. 14137-A)	2
VT-2097	Cup — bearing (Timken No. 14276)	2
VT-2170	Screw — set, sleeve	1
	$\frac{5}{8}$ " nut, hexagon, U.N.C.	1
VT-2171	Oil seal — sleeve, felt (tractors before No. 5450500)	1
VT-2205	Stud — belt pulley mounting, $\frac{1}{2}$ x2" U.N.F. (use $\frac{1}{2}$ x1 $\frac{1}{2}$ " bolt, hexagon head, U.N.C.)	
	$\frac{1}{2}$ " nut, hexagon, U.N.F.	1
	$\frac{1}{2}$ " washer, shakeproof, E.T.	1
VT-2315	Shaft — belt pulley	1
	No. 15 key, woodruff	1
	No. 129 key, woodruff	1
	1" nut, hexagon jam, U.N.F., S.F. (tractors after No. 4829893)	1
	1" washer, lock (tractors before No. 4829894)	1
	1" washer, shakeproof, E.T. (tractors after No. 4829893)	1
VT-2316	Oil seal — belt pulley shaft	1
VT-2317	Shield — oil, belt pulley	1
VT-2318	Shim — (.005) housing to torque tube	U.A.R.
VT-2328	Shim — (.003) housing to torque tube	U.A.R.
VT-3030	Cover — shaft, belt pulley	1
VT-3063	"O" ring — oil seal (tractors after No. 5450499)	1
VT-3713	Stud — belt pulley mounting, $\frac{5}{8}$ x2 $\frac{1}{4}$ ", U.N.F. (use $\frac{5}{8}$ x1 $\frac{1}{2}$ " bolt, hexagon head, U.N.C.)	
	$\frac{5}{8}$ " nut, hexagon, U.N.F.	3
	$\frac{5}{8}$ " washer, shakeproof, E.T.	3
VTA-356	Pulley — belt	1
VTA-2925	Belt pulley housing and "O" ring	1
	$\frac{1}{2}$ x1 $\frac{1}{2}$ " bolt, hexagon head, U.N.C.	1
	$\frac{5}{8}$ x1 $\frac{1}{2}$ " bolt, hexagon head, U.N.C.	3
	$\frac{1}{2}$ " washer, shakeproof, E.T.	1
	$\frac{5}{8}$ " washer, shakeproof, E.T.	3

103

"VAI" TRACTOR - PARTS CATALOG

POWER TAKE-OFF



"VAI" TRACTOR - PARTS CATALOG

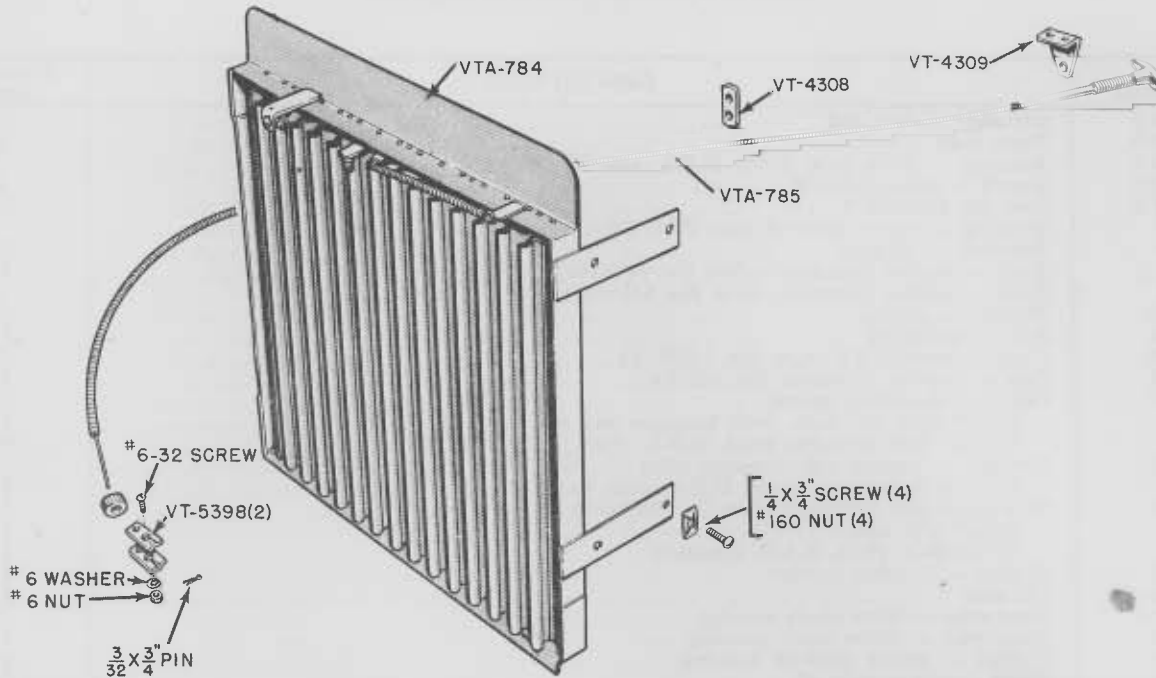
POWER TAKE-OFF

Part Number	DESCRIPTION	Quantity Used
04244-AB	Oil seal — shift rod	1
06384-AB	Snap ring	1
07086-AB	Bearing — drive gear (8604 N.D.) (use VTA-5007)	
08303-AB	Guard — power take-off	1
02070-FH	Roll pin ($\frac{1}{4}$ x $1\frac{1}{2}$ ")	1
VT-189	Housing — power take-off (use VTA-470)	
VT-191	Retainer — oil seal	1
VT-203-A	Fork — shifter (tractors before No. 5450500) (see VT-598)	1
VT-598	Fork — shifter (tractors after No. 5450499) (see VT-203-A)	1
VT-2050	Washer — spring	1
VT-2061	Nut — adjusting	1
VT-2096	Cone — bearing (Timken No. 14137-A)	2
VT-2097	Cup — bearing (Timken No. 14276)	2
VT-2297	Plate — mounting, guard	1
	$\frac{3}{8}$ x $\frac{3}{4}$ " bolt, carriage, with hexagon nut and lockwasher	2
	$\frac{3}{8}$ x $1\frac{1}{4}$ " bolt, hexagon head, U.N.C. with lockwasher	3
VT-3047	Bracket — control rod (tractors after No. 5450499)	1
	$\frac{5}{8}$ x 2" bolt, hexagon head, U.N.C. with lockwasher	1
VT-3048	Rod — control (tractors after No. 5450499)	1
	$\frac{1}{8}$ x $\frac{3}{4}$ " pin, cotter	1
	$\frac{3}{8}$ " washer, plain, S.A.E. standard	1
VT-3519	Gasket — bearing carrier	1
VT-3520	Oil seal	1
VT-3521	Snap ring — drive shaft bearing	1
VT-3522	Snap ring — drive shaft bearing	2
VT-3528	Gasket — power take-off housing	1
VT-3676	Shaft — power take-off	1
VT-3677	Spring — throw-out	1
VT-3687	Spacer — driver gear	2
VT-3826	Stop — lever (tractors before No. 5450500)	1
VT-3848	Pin — shift fork (use 02070-FH)	
VT-3979	Bolt — ground body, $\frac{3}{8}$ x $2\frac{1}{4}$ "	1
	$\frac{3}{8}$ " washer, lock	1
VT-3993	Bolt — ground body, $\frac{3}{8}$ x 1"	1
	$\frac{3}{8}$ " washer, lock	1
VT-4021	Gear — driven, 38 teeth	1
VT-4022	Gear — drive, 14 teeth	1
VT-5012	Guard — tubular, power take-off	1
VTA-368-A	Shaft and sleeve — drive	1
VTA-401	Lever assembly — shift (tractors before No. 5450500) (see VTA-2889)	1
VTA-470	Housing — with bearing cups and snap rings	1
	$\frac{3}{8}$ x 1" bolt, hexagon head, U.N.C. with lockwasher	1
	$\frac{3}{8}$ x $2\frac{1}{4}$ " bolt, hexagon head, U.N.C. with lockwasher	3
VTA-2889	Shifter rod and lever assembly (tractors after No. 5450499) (see VTA-401)	1
VTA-5007	Bearing — drive shaft (87604 N.D.)	1

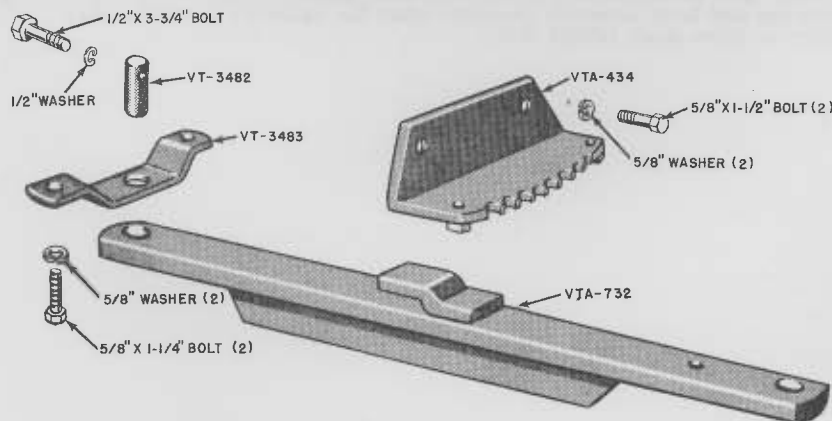
DO NOT ORDER PARTS FROM THE ILLUSTRATION ONLY. REFER TO THE LIST ALSO.

"VAI" TRACTOR - PARTS CATALOG

RADIATOR SHUTTER



Part Number	DESCRIPTION	Quantity Used
VT-4308	Clip — control cable support	1
VT-4309	Bracket — control to instrument panel	1
VT-5398	Link — connecting (use VTA-3232)	1
	No. 6-32x1/4" screw, machine, round head, U.N.C. with hexagon nut	1
	No. 6 washer, shakeproof No. 1206	1
VTA-784	Shutter assembly	1
	3/32x3/4" pin, cotter	1
	1/4x3/4" screw, machine, round head, U.N.C.	4
	No. 160 nut, speed	4
VTA-785	Cable — control	1
VTA-3232	Connecting link assembly (includes: (2) VT-5398, No. 6-32x1/4" screw, machine, with hexagon nut and shakeproof lockwasher	1



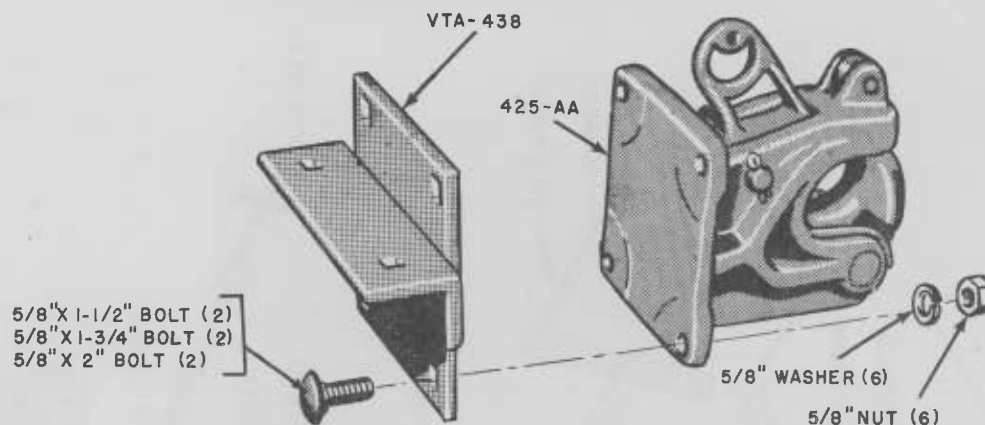
SWINGING DRAWBAR

VT-3482	Pin — drawbar	1
	1/2x3 3/4" bolt, hexagon head, U.N.C. with lockwasher	1
VT-3483	Bracket — drawbar, front	1
	5/8x1 1/4" bolt, hexagon head, U.N.C. with lockwasher	2
VT-3541	Stud — drawbar (use 5/8x1 1/2" bolt hexagon head, U.N.C.)	2
	5/8" nut, hexagon, U.N.F. with lockwasher	2
VTA-434	Support assembly — drawbar	1
	5/8x1 1/2" bolt, hexagon head, U.N.C. with lockwasher	2
VTA-732	Drawbar	1

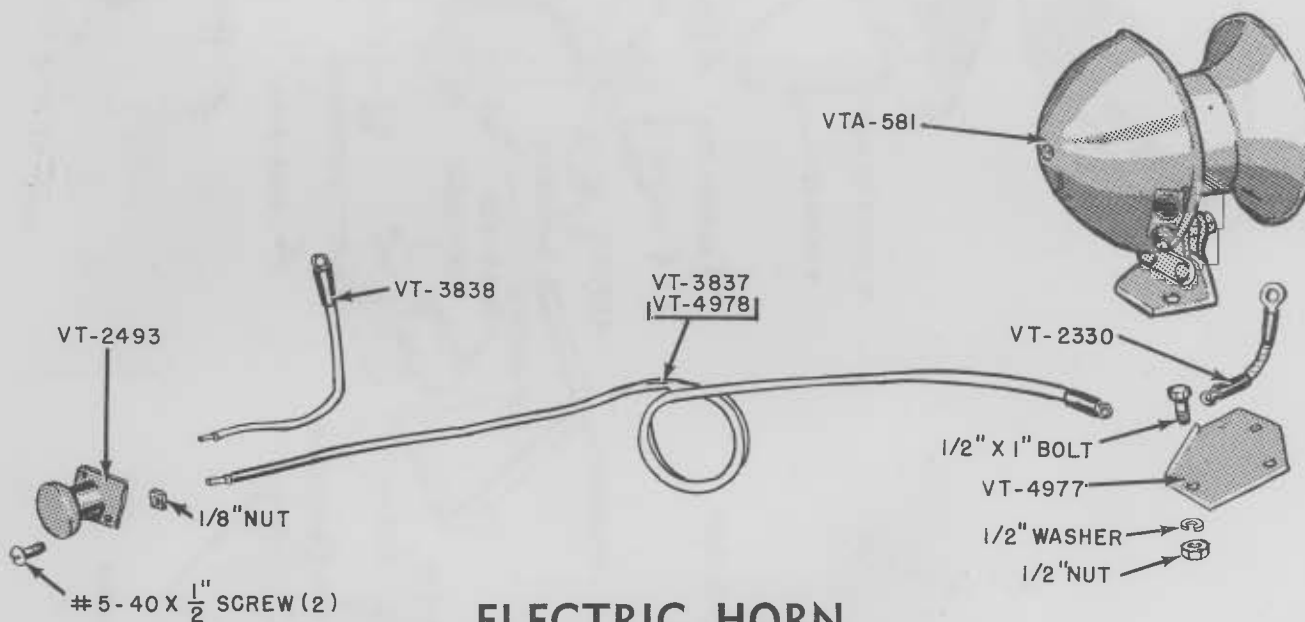
DO NOT ORDER PARTS FROM THE ILLUSTRATION ONLY. REFER TO THE LIST ALSO.

"VAI" TRACTOR - PARTS CATALOG

AUTOMATIC COUPLER



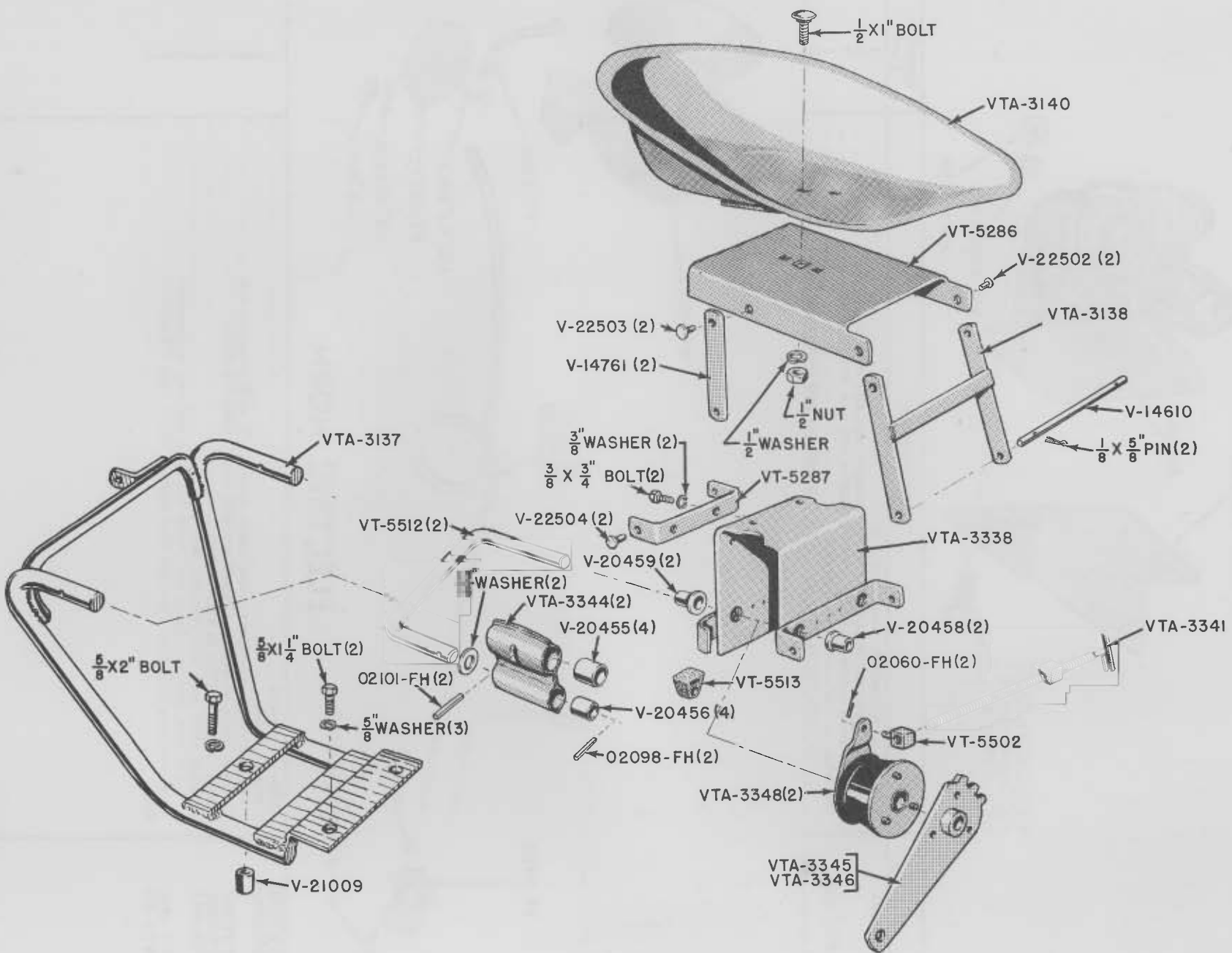
Part Number	DESCRIPTION	Quantity Used
425-AA	Coupler — automatic (machinery item)	1
	5/8 x 1 3/4" bolt, carriage, U.N.C. with hexagon nut and lockwasher	2
	5/8 x 2" bolt, carriage, U.N.C. with hexagon nut and lockwasher	2
VTA-438	Drawbar — for automatic coupler	1
	5/8 x 1 1/2" bolt, carriage, U.N.C. with hexagon nut and lockwasher	2



ELECTRIC HORN

VT-2330	Cable — ground	1
VT-2493	Button — horn	1
	No. 5-40x1/2" screw, machine, round head, N.C. with hexagon nut	2
VT-3837	Cable — horn to button (gasoline engine only) (see VT-4978)	1
VT-3838	Cable — light switch to horn button	1
VT-4977	Bracket (low cost fuel engines only)	1
	1/2 x 1" bolt, hexagon head, N.C. with hexagon nut and lockwasher	2
VT-4978	Cable — horn to button (lowcost fuel engines only) (see VT-3837)	1
VTA-581	Horn	1

DO NOT ORDER PARTS FROM THE ILLUSTRATION ONLY. REFER TO THE LIST ALSO.



"VAI" TRACTOR - PARTS CATALOG

EASY RIDE SEAT

Part Number	DESCRIPTION	Quantity Used
02060-FH	Roll pin — $\frac{1}{8} \times \frac{3}{4}$ " for VT-5502 and VTA-3341.	2
02098-FH	Roll pin — $\frac{1}{4} \times 1$ " for VT-5512	2
02101-FH	Roll pin — $\frac{5}{16} \times 1\frac{1}{2}$ " for VTA-3137	2
V-14610	Pin — pivot	1
	$\frac{1}{8} \times \frac{5}{8}$ " pin, cotter	2
V-14761	Link — seat pivot, rear	2
V-20455	Bushing — bearing, upper	4
V-20456	Bushing — bearing, lower	4
V-20458	Bushing — flange, front	2
V-20459	Bushing — flange, rear	2
V-21009	Spacer	1
V-22502	Rivet — shoulder, front	2
V-22503	Rivet — shoulder, rear upper	2
V-22504	Rivet — shoulder, rear lower	2
VT-5286	Channel — seat mounting	1
VT-5287	Bracket — pivot, rear	1
	$\frac{3}{8} \times \frac{3}{4}$ " bolt, hexagon head, U.N.C. with lockwasher	2
VT-5502	Nut — adjuster, right-hand	1
VT-5512	Shaft — suspension	2
	$\frac{13}{16}$ " I.D. x $1\frac{1}{4}$ " O.D. x No. 16 gage washer, plain	2
VT-5513	Bumper — rubber	1
VTA-3135	Seat suspension assembly (includes: VTA-3338, VTA-3341, (2) VTA-3344, VTA-3345, VTA-3346, (2) VTA-3348, VT-5287, VT-5502, (2) VT-5512, etc.)	1
VTA-3137	Support — seat	1
	$\frac{5}{8} \times 1\frac{1}{4}$ " bolt, hexagon head, U.N.C. with lockwasher	2
	$\frac{3}{8} \times 2$ " bolt, hexagon head, U.N.C. with lockwasher	1
VTA-3138	Arm — front pivot	1
VTA-3139	Seat pivot arms and channel (includes: (2) V-14761, (2) V-22502, (2) V-22503, (2) V-22504, VT-5286, and VTA-3138).	1
VTA-3140	Seat pan	1
	$\frac{1}{2} \times 1$ " bolt, carriage, U.N.C. with hexagon nut and lockwasher	1
VTA-3338	Housing — with bushings, for rubber springs and gear arms	1
VTA-3341	Adjusting stud with left-hand nut	1
VTA-3344	Lever — suspension, short, with bushings	2
VTA-3345	Arm — gear, left-hand	1
VTA-3346	Arm — gear, right-hand	1
VTA-3348	Rubber spring — moulded	2

TRANSFERS (DECALCOMANIAS)

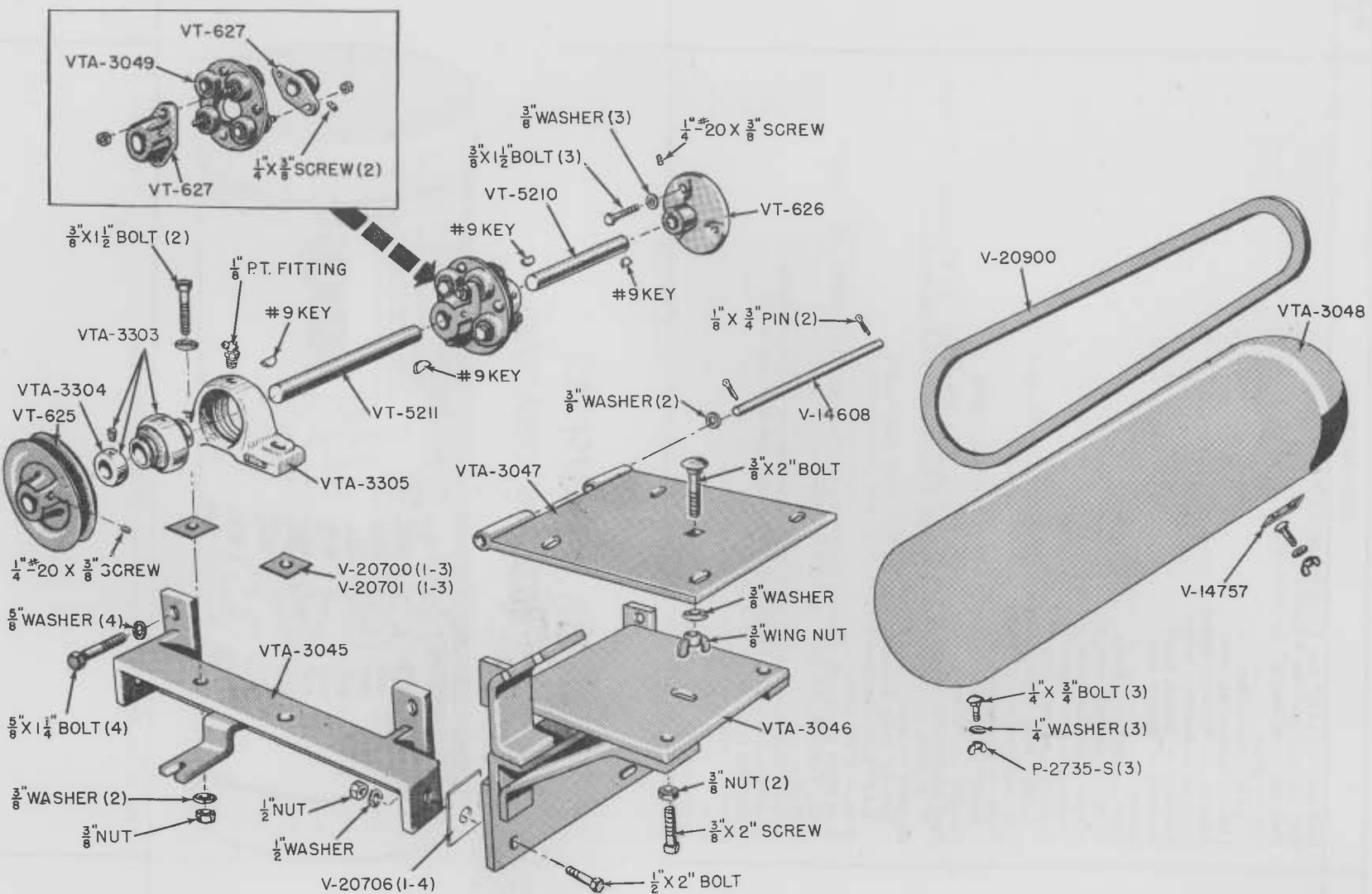


Set of No. 10 transfers for Model "A" Series Tractors	1
---	---

DO NOT ORDER PARTS FROM THE ILLUSTRATION ONLY. REFER TO THE LIST ALSO.

"VAI" TRACTOR - PARTS CATALOG

SICKLE GRINDER MOUNTING FRAME AND DRIVE ASSEMBLY



DO NOT ORDER PARTS FROM THE ILLUSTRATION ONLY. REFER TO THE LIST ALSO.

"VAI" TRACTOR - PARTS CATALOG

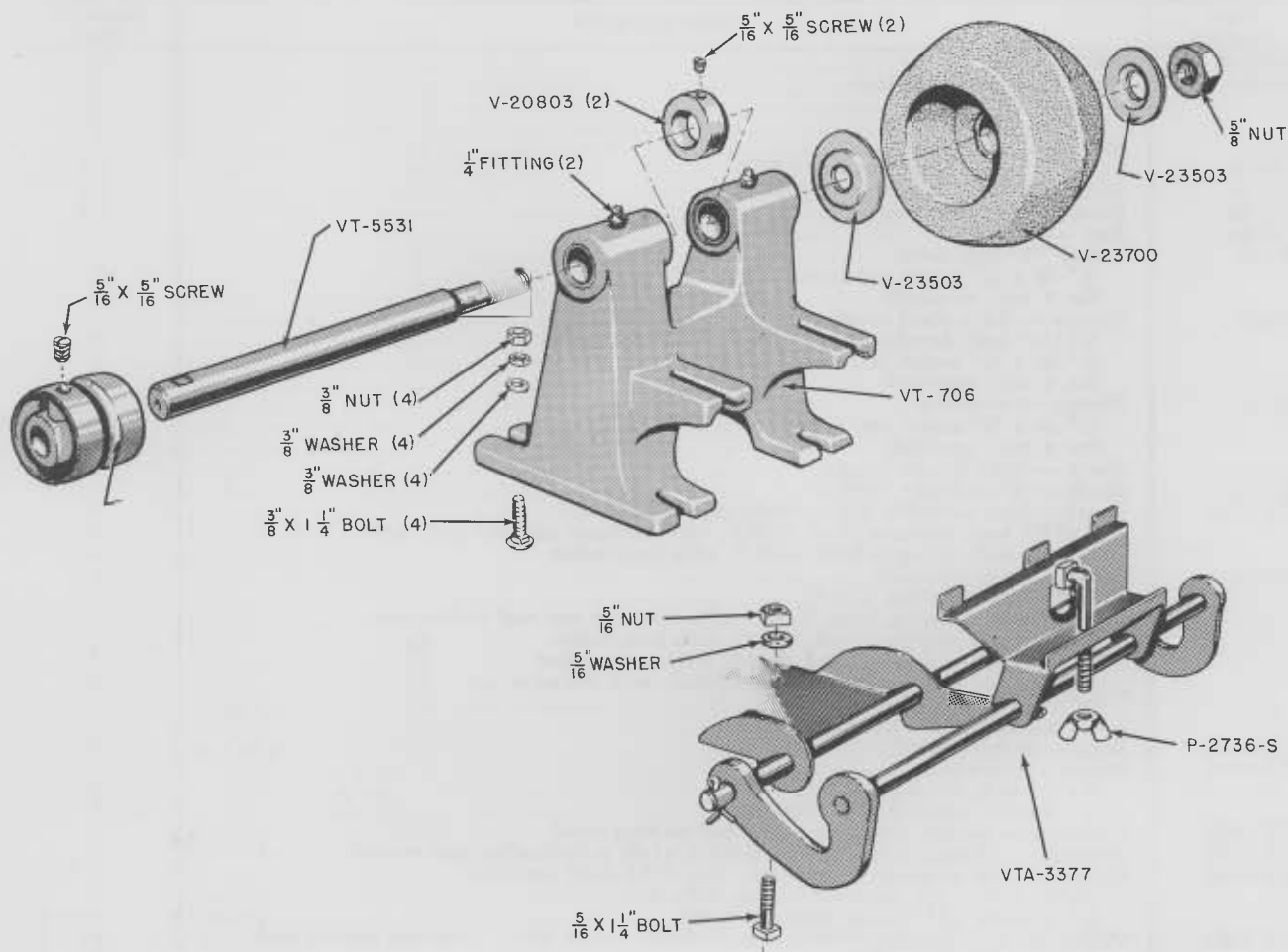
SICKLE GRINDER MOUNTING FRAME AND DRIVE ASSEMBLY

Part Number	DESCRIPTION	Quantity Used
P-2735-S	Nut — wing, 1/4"	3
V-14608	Pin — grinder pivot base	1
	1/8 x 3/4" pin, cotter	2
	3/8" washer, plain	2
V-14757	Stiffner — belt guard	1
V-20700	Shim — pillow block bearing (.0598")	1-3
V-20701	Shim — pillow block bearing (.0359")	1-3
V-20706	Shim — mounting bracket	1-4
V-20900	Belt — "V" drive	1
VT-625	Pulley "V" belt drive	1
	1/4"-20 x 3/8" screw, set, socket head, N.C.	1
	No. 9 key, woodruff	1
VT-626	Flange — drive shaft coupling	1
	3/8 x 1 1/2" bolt, hexagon head, U.N.C. with lockwasher	3
	1/4"-20 x 3/8" screw, set, socket head, N.C.	1
	No. 9 key, woodruff	1
VT-627	Flange — coupling	2
	1/4"-20 x 3/8" screw, set, socket head, N.C.	2
	No. 9 key, woodruff	2
VT-5210	Shaft — drive flange (rear)	1
VT-5211	Shaft — drive flange (front)	1
VTA-3045	Bearing base assembly (drive shaft support)	1
	1/2 x 1 3/4" bolt, hexagon head, U.N.C. with hexagon nut and lockwasher	1
	5/8 x 1 1/4" bolt, hexagon head, U.N.C. with lockwasher	4
VTA-3046	Grinder stand assembly	1
	3/8 x 2" bolt, carriage, U.N.C.	1
	1/2 x 2" bolt, hexagon head, U.N.F. with hexagon nut and lockwasher	1
	5/8 x 1 1/4" bolt hexagon head, U.N.C. with lockwasher	1
	5/8 x 1 1/2" bolt, hexagon head, U.N.C. with lockwasher	1
	3/8 x 2" screw, set, square head, C.P., N.C. with hexagon nut	2
	3/8" nut, wing, U.N.C.	1
	3/8" washer, plain, S.A.E. standard	1
VTA-3047	Base — grinder pivot	1
VTA-3048	Guard — drive belt	1
	1/4 x 3/4" bolt, carriage, U.N.C.	3
	1/4" washer, plain, S.A.E. standard	3
VTA-3049	Coupling — center, assembly (with self-locking nuts)	1
VTA-3303	Bearing — (Fafnir LAK 3/4" No. G1012KLLB) w/lockcollar and wrench	1
VTA-3304	Collar — lock w/headless setscrew, (for VTA-3303 bearing)	1
	1/4 x 1/4" screw, set, headless socket, C.P., N.C.	1
	1/8" wrench, ell ("Allen hexagon type)...	1
VTA-3305	Pillow block — bearing (Fafnir No. T-16602) (with 1/8 x 1/4" headless slotted pipe plug, for shipping only)	1
	3/8 x 1 1/2" bolt, hexagon head, U.N.F. with hexagon nut and lockwasher	2
	1/8" P.T. fitting, grease, 90° (Lincoln No. 5400)	1
	3/8" washer, plain, S.A.E. standard	2

DO NOT ORDER PARTS FROM THE ILLUSTRATION ONLY. REFER TO THE LIST ALSO.

"VAI" TRACTOR - PARTS CATALOG

SICKLE GRINDER HEAD AND GUIDE ARM

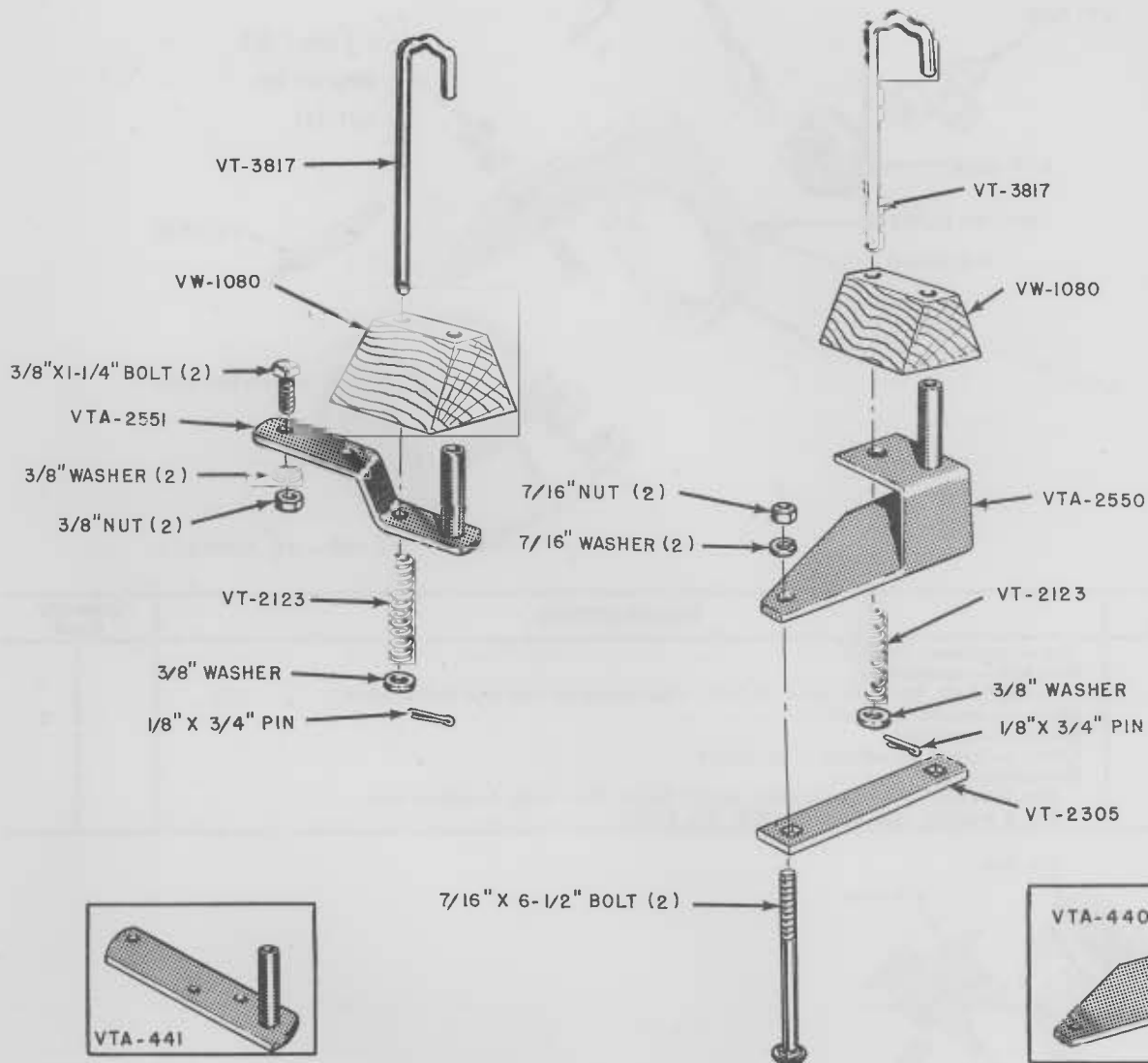


Part Number	DESCRIPTION	Quantity Used
P-2736-S	Nut — wing, 5/16"	1
V-14363	Bolt — sickle clamp	1
V-20803	Collar — thrust 5/16"-18 x 5/16" screw, set, slotted head, U.N.C.	2
V-23503	Flange — grinding wheel	2
V-23700	Wheel — grinding (5 1/2 x 3 1/2" with 5/8" bore)	1
VT-706	Base — sickle grinder, with bearings and grease fittings 3/8 x 1 1/4" bolt, carriage, U.N.C. with hexagon nut and lockwasher	1
	1/4" fitting, grease, str. drive	4
	3/8" washer, plain, S.A.E. standard	2
VT-707	Pulley "V" belt drive 5/16"-18 x 5/16" screw, set, slotted head, U.N.C.	4
VT-5526	Rod — sickle holder	1
VT-5527	Arm — sickle holder guide	1
VT-5528	Clamp — sickle	2
VT-5529	Rod — sickle holder guide 3/32 x 3/4" pin, cotter	1
VT-5530	Bracket — sickle holder mounting 5/16 x 1 1/4" bolt, machine, square head, U.N.C. with square nut	1
	5/16" washer, plain, S.A.E. standard	1
VT-5531	Shaft — grinding wheel and pulley 5/8" nut, hexagon, U.N.C.	1

DO NOT ORDER PARTS FROM THE ILLUSTRATION ONLY. REFER TO THE LIST ALSO.

"VAI" TRACTOR - PARTS CATALOG

SICKLE BAR CARRIERS



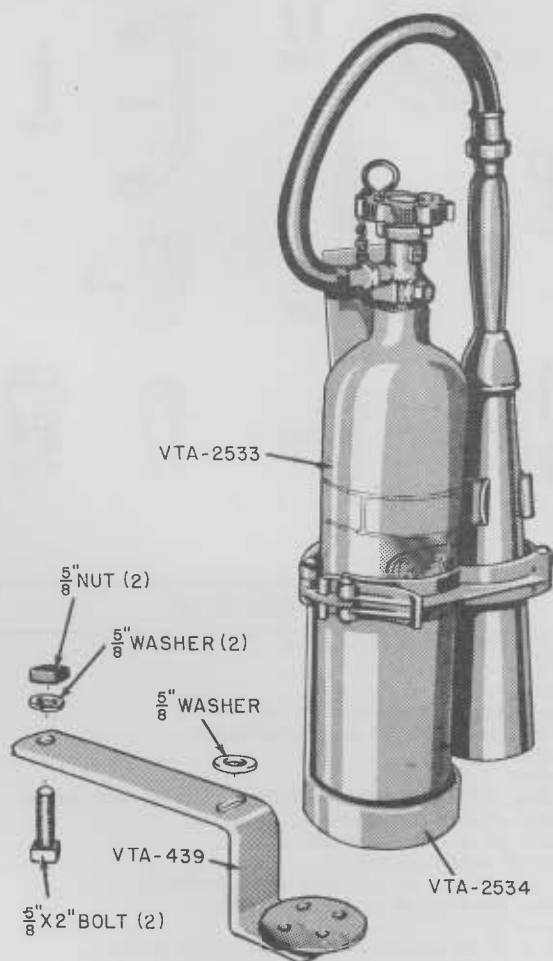
Part Number	DESCRIPTION	Quantity Used
VW-1080	Block — carrier	2
VT-2123	Spring	2
VT-2305	Strap — clamp	1
VT-3817	7/16x6 1/2" bolt, carriage, U.N.C. with hexagon nut and lockwasher	2
	Pin — carrier	2
	1/8 x 3/4" pin, cotter	2
	3/8" washer, plain, U.S. Standard	2
VTA-440	Carrier assembly — rear (use VTA-2550)	1
VTA-441	Carrier assembly — front (tractors with extinguisher)	2
	3/8 x 1 1/4" bolt, machine, square head, N.C. with hexagon nut and lockwasher	1
VTA-2550	Carrier assembly — rear	1
VTA-2551	Carrier assembly — front (tractors without extinguisher)	1

DO NOT ORDER PARTS FROM THE ILLUSTRATION ONLY. REFER TO THE LIST ALSO.

"VAI" TRACTOR - PARTS CATALOG

TACHOMETER HOURMETER ATTACHMENT (Continued)

Part Number	DESCRIPTION	Quantity Used
VT-4690	Clamp — mounting	1
VT-4691	Shaft — drive, tachometer	1
VT-4692	Clamp — drive cable	1
VTA-3436	Bracket — mounting	1
VTA-3437	Tachometer hourmeter	1
	No. 10-32 nut, hexagon, N.F. with No. 10 lockwasher	2
VTA-3438	Flexible shaft assembly	1
VTA-5008	Ball bearing assembly	1



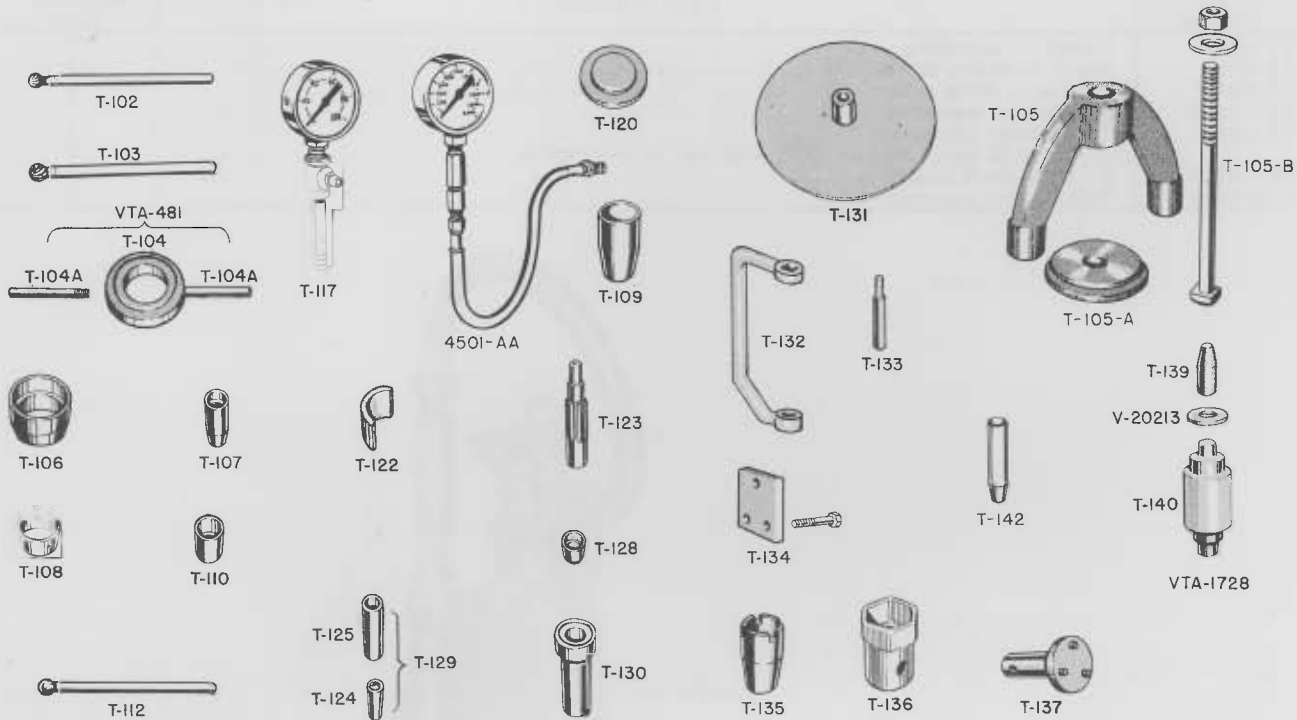
FIRE EXTINGUISHER

VTA-439	Base and bracket assembly — fire extinguisher	1
	5/8 x 2" bolt, machine, square head, U.N.C. with square nut and lockwasher	2
	5/8" washer, plain, S.A.E. Standard	1
VTA-2533	Fire Extinguisher	1
VTA-2534	Holder — fire extinguisher	1

DO NOT ORDER PARTS FROM THE ILLUSTRATION ONLY. REFER TO THE LIST ALSO.

"VAI" TRACTOR - PARTS CATALOG

SERVICE TOOLS

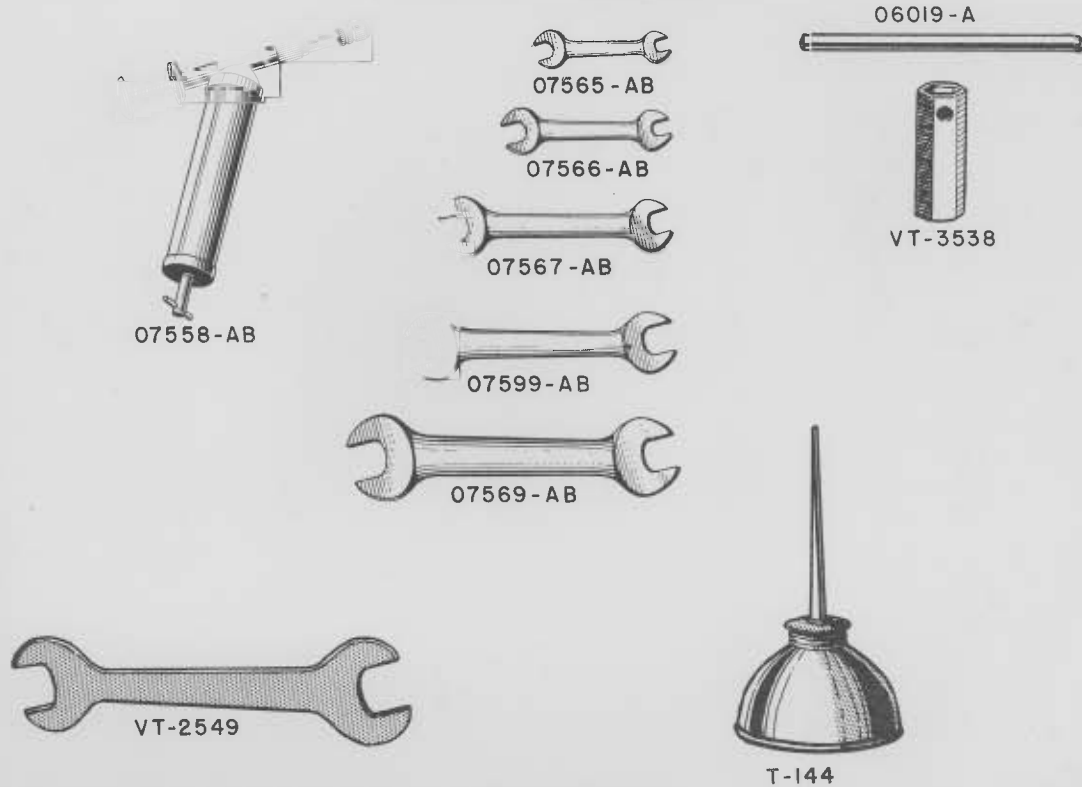


Part Number	DESCRIPTION
4501-AA	Gage — complete, hydraulic oil pressure
T-102	Rotary file extension — $\frac{3}{8}$ " cutter
T-103	Rotary file extension — $\frac{3}{4}$ " cutter
(*)T-104	Ring — drive, rear axle oil seal installation
(*)T-104-A	Handle — drive ring, rear axle oil seal installation
(*)T-105	Fork — sleeve puller
(*)T-105-A	Disk — sleeve puller
(*)T-105-B	Bolt — sleeve puller, $\frac{3}{4}$ " nut, hexagon, U.N.C., $\frac{3}{4}$ " washer, plain
T-106	Sleeve — crankshaft oil seal installation
T-107	Sleeve — mainshaft oil seal installation
T-108	Sleeve — rear axle oil seal installation
T-109	Sleeve — differential oil seal installation (disk brakes)
T-110	Sleeve — belt pulley housing oil seal installation
T-112	Ball seat polisher — $\frac{1}{4}$ "
T-117	Air pressure gage — high pressure hydraulic pump service
T-120	Plug — bearing carrier oil seal installation (disk brakes)
T-121	Tube — ram packing installation
T-122	Spacer — gear, mainshaft
T-123	Shaft — clutch installation
(**)T-124	Holder — snap ring, power take-off shaft
(**)T-125	Driver — snap ring, power take-off shaft
T-128	Sleeve — ram shaft oil seal installation
(**)T-129	Snap ring installation tools (includes T-124 and T-125)
T-130	Driver — mainshaft bearing cup
T-131	Gage — clutch alignment
T-132	Torque wrench extension — cylinder head nuts
T-133	Valve seating tool (depth control valve)
T-134	Puller — belt pulley
T-135	Sleeve — differential oil seal installation (band brakes)
T-136	Wrench — socket (for VT-5095 brake drum nut)
T-137	Wrench — worm sleeve adjusting
T-139	Sleeve — pilot, oil seal (see VTA-1728)
T-140	Driver — oil seal and bearing (see VTA-1728)
T-142	Sleeve — clutch quill installation
V-20213	Washer — driver, oil seal (see VTA-1728)
(*)VTA-481	Driver — rear axle oil seal (includes T-104 and (2) T-104-A)
(*)VTA-542	Sleeve puller (includes T-105, T-105-A, and T-105-B)
VTA-1728	Oil seal and bearing driver kit (includes T-139, T-140 and V-20213)

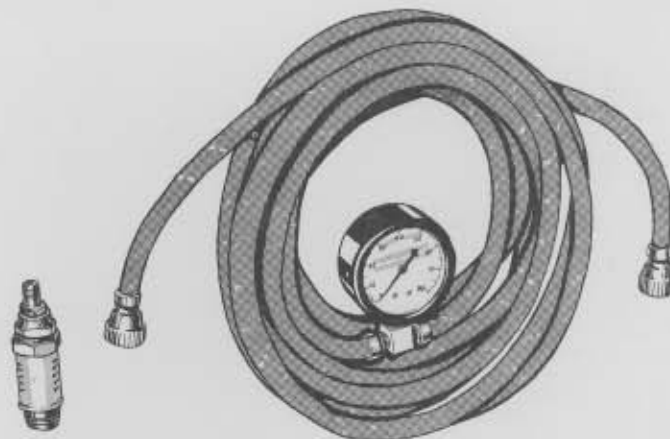
DO NOT ORDER PARTS FROM THE ILLUSTRATION ONLY. REFER TO THE LIST ALSO.

"VAI" TRACTOR - PARTS CATALOG

SMALL TOOLS



Part Number	DESCRIPTION	Quantity Used
06019-A	Handle — spark plug wrench	1
07558-AB	Gun — grease, 5 oz. capacity (Lincoln No. 5958)	1
07565-AB	Wrench — $\frac{3}{8}$ ", $\frac{1}{2}$ " double end	1
07566-AB	Wrench — $\frac{7}{16}$ ", $\frac{9}{16}$ " double end	1
07567-AB	Wrench — $\frac{5}{8}$ ", $\frac{3}{4}$ " double end	1
07569-AB	Wrench — $\frac{15}{16}$ ", $1\frac{1}{16}$ " double end	1
07599-AB	Wrench — $\frac{13}{16}$ ", 1 " double end	1
T-144	Oil can — $\frac{1}{2}$ pint capacity	1
VT-2549	Wrench — rim bolts (use with VT-4131 bolt)	1
VT-3538	Wrench — spark plug	1



TIRE PUMP AND ADAPTERS

VT-3040	Adapter for 14mm spark plug (S series tractors) No. 14 PE	1
VT-3041	Adapter for 18mm spark plug (V, VA, and D series tractors) No. 18 PE	1
VT-3042	Adapter for $\frac{7}{8}$ " spark plug ("L" and "LA" series tractors) No. 78 PE	1
VT-110	Pump — tire, with hose and gage, size of adapter must be specified.	1
VT-111	Pump — tire, with 16' hose and gage, size of adapter must be specified.	1

DO NOT ORDER PARTS FROM THE ILLUSTRATION ONLY. REFER TO THE LIST ALSO.

"VAI" TRACTOR - PARTS CATALOG

7-21007-118/2



Part No.	Description	QTY
7-21007-118/2	TRACTOR CHASSIS	1
7-21007-118/3	TRACTOR CHASSIS	1
7-21007-118/4	TRACTOR CHASSIS	1
7-21007-118/5	TRACTOR CHASSIS	1
7-21007-118/6	TRACTOR CHASSIS	1
7-21007-118/7	TRACTOR CHASSIS	1
7-21007-118/8	TRACTOR CHASSIS	1
7-21007-118/9	TRACTOR CHASSIS	1
7-21007-118/10	TRACTOR CHASSIS	1



TRACTOR CHASSIS

Part No.	Description	QTY
7-21007-118/11	TRACTOR CHASSIS	1
7-21007-118/12	TRACTOR CHASSIS	1
7-21007-118/13	TRACTOR CHASSIS	1
7-21007-118/14	TRACTOR CHASSIS	1
7-21007-118/15	TRACTOR CHASSIS	1
7-21007-118/16	TRACTOR CHASSIS	1
7-21007-118/17	TRACTOR CHASSIS	1
7-21007-118/18	TRACTOR CHASSIS	1
7-21007-118/19	TRACTOR CHASSIS	1
7-21007-118/20	TRACTOR CHASSIS	1

"VAI" TRACTOR - PARTS CATALOG

NUMERICAL INDEX

Part Number	Page	Part Number	Page	Part Number	Page	Part Number	Page
#41	37, 39	01335-AB	57	CT-1864-S	77	V-14123	59
103319	43	01450-AB	57	12CH-208	11, 12	V-14124	59
112723	42	01462-AB	49	D600G-283	30	V-14202	81
115273	42	01532-AB	57	F400K-217	30	V-14204	77
115428	43	01554-AB1	27	F400K-218	30	V-14209	77
120337	40, 41	01556-AB	82	F400K-219	30	V-14210	77
120382	40, 41	01581-AB	14	F400K-220	30	V-14257	89
121749	41, 42	02457-AB	35, 37, 39	F400K-221	30	V-14275	77
122159	40	02517-AB	69	F600K-272	30	V-14406	94, 96, 101
134556	42	02764-AB	57	F600K-273	30	V-14561	82
138550	40, 41, 42	02856-AB	57	F600K-293	30	V-14608	111
142247	43	03501-AB	65	02060-FH	27, 75, 81, 109	V-14610	109
142309	42	03601-AB1	35, 39	02067-FH	79	V-14612	93
143189	41	03609-AB	35, 37, 43	02070-FH	105	V-14650	89, 91
145416	43	03782-AB	30, 31, 32	02071-FH	114	V-14652	63
145431	40	03990-AB1	24	02084-FH	75	V-14757	111
146135	43	04236-AB	49	02098-FH	109	V-14761	109
911500	43	04240-AB	57	02101-FH	109	V-14763	93
911505	43	04241-AB	57	G10098	7	V-14800	77
911506	43	04244-AB	84, 85, 105	G10265	10	V-14801	77
911508	43	04404-AB	11, 12	07447-HT	79	V-14850	79
912048	40, 41, 42	04449-AB1	37	030739-HT	49	V-14853	83
913243	43	04557-AB	49	4-JMA	37, 39	V-14855	97, 98
913546	43	04572-AB	31, 32	P-2735-S	35, 37, 47	V-14856	97, 98
914301	43	04573-AB	32	P-2736-S	82, 112	V-14857	97, 98
914498	40, 41	04595-AB	35, 37	T-102	116	V-14867	79
918355	43	04639-AB	51, 53, 55	T-103	116	V-14870	61
919924	40	04640-AB	51	T-104	116	V-14876	59
921520	40	04641-AB	51	T-104-A	116	V-20201	63
922785	40, 41, 42	04642-AB	51	T-105	116	V-20203	67
922786	40	04780-AB	49	T-105-A	116	V-20206	14, 83
923119	42	04946-AB	48	T-105-B	116	V-20208	82
924188	42	04947-AB	48	T-106	116	V-20211	75
924209	42	04995-AB	79	T-107	116	V-20213	116
924409	40	05086-AB	13	T-108	116	V-20215	61
924639	42	05733-AB1	11, 12	T-109	116	V-20217	67
5930006	42	05759-AB1	11, 12	T-110	116	V-20218	67
5931876	40	05759-AB2	11, 12	T-112	116	V-20220	59
5931877	40	05760-AB	11, 12	T-117	116	V-20301	27
5931878	40	05761-AB1	11, 12	T-120	116	V-20302	61
5932042	40	05780-AB	31	T-121	116	V-20308	76
5932150	42	05785-AB	31	T-122	116	V-20311	59
5934347	42	05912-AB	57	T-123	116	V-20313	116
5935509	40, 41, 42	06330-AB	35, 37, 40	T-124	116	V-20321	59
5938342	42	06384-AB	105	T-125	116	V-20353	82
5938343	42	07086-AB	105	T-128	116	V-20356	7, 35, 37
5938745	43	07166-AB	69, 81, 94, 95	T-129	116	V-20400	63
5939861	42	07210-AB	71, 83	T-130	116	V-20403	84, 85
5939863	42	07215-AB	71	T-131	116	V-20404	81
5940230	42	07217-AB	71	T-132	116	V-20417	59
5940246	42	07462-AB	35, 37, 48	T-133	116	V-20455	109
5940399	40	07558-AB	117	T-134	103, 116	V-20456	109
5940629	42	07565-AB	117	T-135	116	V-20458	109
5940818	42	07566-AB	117	T-136	116	V-20459	109
5943594	41	07567-AB	117	T-137	116	V-20461	59
5943714	41	07569-AB	117	T-139	116	V-20700	111
5944238	41	07599-AB	117	T-140	116	V-20701	111
A-5197-A	15	07769-AB	35, 37, 39	T-142	116	V-20706	111
5242-A	15	07779-AB	57	T-144	117	V-20707	59
5332-A	51, 53, 55	08145-AB	48	8UK-205	30	V-20708	59
06019-A	117	08302-AB	35, 43	V-13552	35, 37	V-20709	59
A-7450	97, 98	08303-AB	105	V-13801	49	V-20803	112
425-AA	107	08386-AB	83	V-13830	68	V-20900	111
A-2516-AA	11, 12	08535-AB	83, 97	V-13836	64, 71, 73	V-20951	77
B-2516-AA	11, 12	08569-AB	89, 91, 98	V-13878	49	V-20956	59
C-2516-AA	11, 12	08597-AB	53, 55	V-13912	92	V-20957	59
A-2517-AA	11, 12	08598-AB	53, 55	V-13913	49	V-21009	109
B-2517-AA	11, 12	08599-AB	53, 55	V-14097	77	V-21042	67
C-2517-AA	11, 12	08630-AB	57, 59	V-14102	53, 55	V-22150	75
A-3010-AA	71	08631-AB	57, 59	V-14104	103	V-22152	59
3616-AA	31	08633-AB	57, 59	V-14106	94, 96, 97, 101	V-22205	59
4501-AA	116	08634-AB	57, 59	V-14115	55	V-22206	59
0562-AB	17, 19, 21, 23	08635-AB	89, 97, 98	V-14117	76	V-22207	59
0570-AB	84, 91	09668-AB	35, 37	V-14118	61	V-22509	109
0763-AB	51	12AK-203	30	V-14121	59	V-22503	109
01327-AB	57	01218-CS	59	V-14122	59	V-22504	109

"VAI" TRACTOR - PARTS CATALOG

NUMERICAL INDEX

Part Number	Page	Part Number	Page	Part Number	Page	Part Number	Page
V-23503	112	VT-284	15	VT-659	55	VT-2210	49
V-23700	112	VT-285	15	VT-660	98	VT-2211	49
VC-1232	35, 37	VT-286	14, 15	VT-665	93	VT-2212	49
VR-2695	64, 71, 93	VT-307	30	VT-666	93	VT-2214	49
VT-7	63	VT-326	31	VT-686	49	VT-2215	49
VT-15	64	VT-327	31	VT-687	27	VT-2217	49
VT-16	71, 73	VT-328-A	7	VT-688	93	VT-2220	57
VT-17	71, 73	VT-329	14	VT-697	76	VT-2231	57
VT-22	49	VT-330	14	VT-701	81	VT-2232	57
VT-29	76	VT-331	10	VT-702	61	VT-2249	29
VT-34	64	VT-333	11, 12	VT-705	57	VT-2265	29
VT-37	76	VT-334	8	VT-706	112	VT-2268	37, 39
VT-38	63	VT-335	11, 12	VT-707	112	VT-2271	35, 37
VT-41	63	VT-337	27	VT-712	76	VT-2283	71, 73
VT-52	49	VT-339	27	VT-718	59	VT-2297	105
VT-57	35, 37	VT-341	32	VT-719	59	VT-2305	45, 113
VT-63	103	VT-342	32	VT-720	63	VT-2315	103
VT-64	103	VT-378	59	VT-728	59	VT-2316	103
VT-120-2	7	VT-379	59	VT-729	114, 115	VT-2317	103
VT-121-1-A	7	VT-403	27	VT-2000	65	VT-2318	103
VT-122	8	VT-514	33	VT-2006	65	VT-2328	103
VT-124	8	VT-520	97	VT-2010	65	VT-2330	35, 37, 107
VT-125	12	VT-521	63	VT-2012	65	VT-2334	35, 37
VT-126	11, 12	VT-522	57	VT-2013	65	VT-2335	35, 37
VT-127	11, 12, 27	VT-526	33	VT-2015	65	VT-2336	35, 37
VT-128	14	VT-528	63	VT-2016	65	VT-2337	35, 37
VT-130	8, 10	VT-536	94, 101	VT-2017	65	VT-2340	29
VT-131	11, 12	VT-537	94, 101	VT-2018	65	VT-2343	29, 64
VT-132	10	VT-540	11, 12	VT-2019	65	VT-2365	47
VT-135	30	VT-541	53, 55	VT-2023	65	VT-2398	47
VT-136	8, 10	VT-542	53, 55	VT-2044	76	VT-2429	45
VT-137	7, 33	VT-543	8, 10	VT-2050	105	VT-2435	27
VT-140	8	VT-546	49	VT-2051	103	VT-2438	45
VT-141	8, 10	VT-555	75	VT-2052	67	VT-2451	51
VT-142	12	VT-556	69	VT-2061	67, 105	VT-2452	51
VT-148	7	VT-557	69	VT-2067	63, 67, 95	VT-2463	51
VT-157	8, 10	VT-561	69	VT-2082	103	VT-2476	76
VT-158	12	VT-566	89, 91	VT-2083	63	VT-2488	51
VT-159	7	VT-567	89, 91	VT-2096	103, 105	VT-2493	107
VT-164-A	63	VT-568	89, 91	VT-2097	49, 103, 105	VT-2549	117
VT-166	69	VT-569	92, 93	VT-2102	30, 31	VT-2601	71
VT-168	69, 71	VT-570	92, 93	VT-2105	27, 47	VT-2604	71
VT-169	75	VT-574	82	VT-2110	63	VT-2688	92, 93
VT-174	49	VT-575	81	VT-2111	63	VT-2704	63, 89, 91
VT-175	49	VT-576	82	VT-2113	63	VT-2784	7, 33
VT-177	76	VT-579	79	VT-2114	63	VT-2814	35, 37
VT-177-A	76	VT-580	79	VT-2115	63	VT-2815	35, 37
VT-179	57	VT-581	81	VT-2116	63	VT-2864	63
VT-183	47	VT-582	81	VT-2117	63	VT-2942	82
VT-185	103	VT-583	81	VT-2119	64	VT-2943	82
VT-187	103	VT-584	81	VT-2122	64	VT-2944	82
VT-189	105	VT-585	81	VT-2123	113	VT-2945	82
VT-191	105	VT-586	81	VT-2127	63, 89, 95	VT-2948	82
VT-192	57	VT-587	81	VT-2130	67	VT-2973	82
VT-193	13	VT-590	69	VT-2133	63	VT-2879	35, 37
VT-194	71	VT-591	63	VT-2136	75	VT-2964	79
VT-195	71	VT-594	82	VT-2137	75	VT-2969	79
VT-196	71	VT-595	82	VT-2155	71, 73	VT-2971	79
VT-197	71	VT-597	79	VT-2158	71, 73	VT-2973	79
VT-198	71	VT-598	105	VT-2160	61	VT-2976	79
VT-200	14	VT-601	92	VT-2161	61	VT-2980	83
VT-201	27	VT-614	79	VT-2162	61	VT-2981	83
VT-203-A	105	VT-615	79	VT-2163	61	VT-2982	83
VT-205	67	VT-620	63	VT-2164	61	VT-2983	83
VT-207	65	VT-621	63	VT-2165	61	VT-2984	83
VT-208	67	VT-622	89	VT-2166	61	VT-2985	83
VT-210	27	VT-624	49	VT-2167	61	VT-2988	83
VT-211	75	VT-625	111	VT-2168	61	VT-2990	81
VT-212	27	VT-626	111	VT-2170	103	VT-2991	81
VT-217A	51	VT-627	111	VT-2171	103	VT-2992	82
VT-241	69	VT-652	76	VT-2174	61	VT-2993	87
VT-242	69	VT-653	64	VT-2176	63	VT-2996	82
VT-253	103	VT-654	73	VT-2180	30, 31, 32	VT-2999	82
VT-269	45	VT-655	73	VT-2195	24, 25	VT-3002	79
VT-283	15	VT-658	82	VT-2199	24, 25	VT-3005	77
				VT-2205	63, 103	VT-3008	77

"VAI" TRACTOR - PARTS CATALOG

NUMERICAL INDEX

Part Number	Page	Part Number	Page	Part Number	Page	Part Number	Page
VT-3009	79	VT-3220	8, 10	VT-3372	11, 12	VT-3499	75
VT-3010	79	VT-3221	12, 13	VT-3373	8, 10	VT-3500	75
VT-3011	87	VT-3223	12, 13	VT-3374	10	VT-3503	69
VT-3012	77	VT-3224	7	VT-3375	10	VT-3508	69
VT-3019	81	VT-3225	8, 10	VT-3376	8, 10	VT-3519	105
VT-3020	82	VT-3226	12, 13	VT-3377	8, 10	VT-3520	105
VT-3030	103	VT-3228	7, 33	VT-3378	11, 12	VT-3521	105
VT-3040	117	VT-3229	7, 29	VT-3379	11, 12	VT-3522	105
VT-3041	117	VT-3230	8, 10	VT-3380	8, 10	VT-3528	105
VT-3042	117	VT-3232	11, 12	VT-3383	7	VT-3531	7, 69
VT-3043	81	VT-3233	11, 12	VT-3386	10	VT-3533	33
VT-3044	87, 99	VT-3234	11, 12	VT-3387	11, 12	VT-3534	37, 39
VT-3045	82	VT-3235	11, 12	VT-3388	10	VT-3535	37, 39
VT-3047	105	VT-3236	11, 12	VT-3390	10	VT-3538	117
VT-3048	105	VT-3237	11, 12	VT-3390-2	10	VT-3541	76, 69
VT-3056	89, 91	VT-3238	11, 12, 91	VT-3390-20	10	VT-3542	57
VT-3058	79	VT-3239	11, 12	VT-3390-22	10	VT-3543	37
VT-3063	103	VT-3242	11, 12	VT-3390-40	10	VT-3544	37
VT-3067	82	VT-3243	7	VT-3390-S.F.	10	VT-3545	7
VT-3068	81	VT-3245	7	VT-3391	8, 10	VT-3546	69, 75
VT-3070	83	VT-3246	7	VT-3392	10	VT-3547	37, 39
VT-3095	83	VT-3247	12, 13	VT-3393	7, 8, 14	VT-3548	37, 39
VT-3096	83	VT-3248	8	VT-3394	14, 15	VT-3560	33
VT-3097	83	VT-3250	8, 10	VT-3395	7, 83	VT-3561	35, 37
VT-3098	83	VT-3252	12, 13	VT-3396	8, 89	VT-3575	48
VT3109	114	VT-3253	7	VT-3397	8, 10	VT-3576	48
VT-3135	87	VT-3254	12, 13	VT-3398	7	VT-3577	48
VT-3136	87	VT-3255	12, 13	VT-3399	7, 15	VT-3581	33
VT-3138	63	VT-3259	27	VT-3400	67	VT-3582	57
VT-3139	63	VT-3260	8, 10	VT-3403	67	VT-3584	49
VT-3141	35, 37, 77	VT-3260-2	8, 10	VT-3404	67	VT-3587	37
VT-3142	7	VT-3260-20	8, 10	VT-3407	67	VT-3588	37, 39
VT-3143	97, 98	VT-3260-22	8, 10	VT-3409	67	VT-3589	29
VT-3144	97, 98	VT-3260-40	8, 10	VT-3410	67, 75	VT-3591	14, 15
VT-3145	97, 98	VT-3260-S.F.	8, 10	VT-3411	67	VT-3593	17
VT-3156	79	VT-3261	8, 10	VT-3412	67	VT-3594	75
VT-3158	92	VT-3262-2	8, 10	VT-3714	67	VT-3596	29
VT-3159	95	VT-3261-20	8, 10	VT-3415	67	VT-3604	69
VT-3161	8, 10	VT-3261-22	8, 10	VT-3417	67	VT-3611	28
VT-3164	83	VT-3261-40	8, 10	VT-3418	67	VT-3613	27
VT-3165	83	VT-3261-S.F.	8, 10	VT-3420	67	VT-3618	37
VT-3166	83	VT-3266	27	VT-3421	75	VT-3632	47
VT-3167	89, 91	VT-3268	27	VT-3425	67	VT-3633	47
VT-3168	89, 91	VT-3277	33	VT-3433	75	VT-3640	47
VT-3169	89, 91	VT-3280	27	VT-3434	75	VT-3641	47
VT-3177	83, 87	VT-3284	8	VT-3435	75	VT-3642	24
VT-3181	91	VT-3287	11, 12	VT-3442	65	VT-3656	28
VT-3182	91	VT-3288	27	VT-3443	65	VT-3662	37, 39
VT-3203	8, 10	VT-3289	13	VT-3444	65	VT-3664	37, 39
VT-3203-2	8, 10	VT-3291	11, 12	VT-3448	65	VT-3665	39
VT-3203-20	8, 10	VT-3295	7	VT-3449	65	VT-3666	63
VT-3203-22	8, 10	VT-3298	12, 13	VT-3450	65	VT-3671	33
VT-3203-40	8, 10	VT-3312	7	VT-3451	65	VT-3675	29, 85, 15
VT-3203-S.F.	8, 10	VT-3328	12, 13	VT-3452	65	VT-3676	103
VT-3204	8, 10	VT-3334	7	VT-3453	67	VT-3677	103
VT-3204-2	8, 10	VT-3348	37, 39	VT-3454	67	VT-3684	101
VT-3204-20	8, 10	VT-3351	27	VT-3455	75	VT-3687	105
VT-3204-22	8, 10	VT-3352	8	VT-3456	75	VT-3691	13, 84
VT-3204-40	8, 10	VT-3353	27	VT-3457	75	VT-3692	13
VT-3204-S.F.	8, 10	VT-3354	12, 13	VT-3458	75	VT-3693	13
VT-3205	8, 10	VT-3355	12, 13	VT-3459	75	VT-3694	13, 115
VT-3205-2	8, 10	VT-3356	12, 13	VT-3463	75	VT-3695	13
VT-3205-20	8, 10	VT-3357	7	VT-3464	75	VT-3698	71
VT-3205-22	8, 10	VT-3358	7	VT-3465	75	VT-3699	71
VT-3205-40	8, 10	VT-3359	8, 10	VT-3466	35, 39	VT-3701	71
VT-3205-S.F.	8, 10	VT-3360	8, 10	VT-3467	35, 39	VT-3705	27
VT-3206	8, 10	VT-3361	7	VT-3470	7, 35, 39	VT-3706	27
VT-3206-2	8, 10	VT-3362	14, 15	VT-3472	57, 63	VT-3707	27
VT-3206-20	8, 10	VT-3363	10	VT-3476	69	VT-3708	27
VT-3206-22	8, 10	VT-3364	7, 8	VT-3477	75	VT-3709	27
VT-3206-40	8, 10	VT-3365	11, 12	VT-3478	63	VT-3711	27
VT-3206-S.F.	8, 10	VT-3366	8, 10	VT-3479	75	VT-3713	63, 103
VT-3212	11, 12	VT-3367	8, 10	VT-3480	75	VT-3714	67
VT-3213	11, 12	VT-3368	8, 10	VT-3481	75	VT-3716	51, 69
VT-3214	11, 12	VT-3369	7	VT-3482	106	VT-3717	28
VT-3217	7	VT-3370	8, 10	VT-3483	106	VT-3718	37, 39, 63

"VAI" TRACTOR - PARTS CATALOG

NUMERICAL INDEX

Part Number	Page	Part Number	Page	Part Number	Page	Part Number	Page
VT-3722	67	VT-4495	29	VT-4898	83, 84, 85	VT-5133	89, 91, 97
VT-3724	67	VT-4497	67	VT-4902	97	VT-5135	89, 91
VT-3725	67, 75	VT-4500	11, 12	VT-4903	97	VT-5136	89, 91
VT-3727	27, 79	VT-4501	15	VT-4904	97, 98	VT-5137	89, 91
VT-3749	75	VT-4502	28	VT-4905	89, 97	VT-5138	92, 93
VT-3765	75	VT-4503	7	VT-4906	97	VT-5146	89, 97, 98
VT-3769	75	VT-4504	14, 15	VT-4907	97	VT-5147	92
VT-3771	37, 39	VT-4505	8, 30, 31, 32	VT-4908	97	VT-5152	81
VT-3774	7	VT-4506	10	VT-4909	89, 97	VT-5153	83
VT-3775	71	VT-4507	15	VT-4910	89, 97	VT-5156	51, 53, 55
VT-3776	71	VT-4508	7, 15, 35	VT-4911	87, 94, 95, 96	VT-5164	84
VT-3792	27	VT-4510	7, 14, 15	VT-4912	89, 91, 97, 98	VT-5165	85
VT-3802	48	VT-4511	7	VT-4913	83, 89, 91, 97, 98	VT-5179	63
VT-3806	37, 39	VT-4512	8, 32	VT-4914	83, 89, 91, 97, 98	VT-5182	81, 83, 87, 94
VT-3807	37, 39	VT-4513	8, 10	VT-4915	97	VT-5183	83, 87, 94, 95
VT-3808	37, 39	VT-4514	7	VT-4916	97, 98	VT-5185	83
VT-3809	37, 39	VT-4515	7	VT-4917	97, 98	VT-5187	87
VT-3810	37, 39	VT-4516	15	VT-4918	87, 94, 96, 99, 101	VT-5188	83, 87
VT-3812	28	VT-4517	11, 12	VT-4919	87, 96, 99	VT-5189	87
VT-3817	113	VT-4520	7, 83	VT-4920	87, 94, 95, 96, 99	VT-5190	45
VT-3820	75	VT-4521	7	VT-4921	99, 101	VT-5210	111
VT-3821	75	VT-4524	8, 10	VT-4922	99, 101	VT-5211	111
VT-3824	28	VT-4526	7	VT-4923	87, 89, 91, 94, 96, 99	VT-5269	81
VT-3825	28	VT-4527	30, 31, 32	VT-4924	99	VT-5270	98
VT-3826	105	VT-4528	12, 13, 27	VT-4941	75	VT-5271	98
VT-3829	47	VT-4529	7	VT-4947	27, 28, 63	VT-5272	99, 101
VT-3833	47	VT-4531	31	VT-4948	33	VT-5286	109
VT-3837	107	VT-4533	7, 31, 32	VT-4970	67	VT-5287	109
VT-3838	107	VT-4534	8, 10	VT-4976	84, 85	VT-5289	48
VT-3848	105	VT-4535	8	VT-4977	107	VT-5316	75
VT-3863	47	VT-4536	11, 12	VT-4978	107	VT-5320	91, 98
VT-3864	14, 15	VT-4538	10	VT-4979	84, 85	VT-5385	91
VT-3971	105	VT-4539	7	VT-4983	101	VT-5398	106
VT-3980	33	VT-4540	11, 12	VT-4984	94, 97, 101	VT-5416	27, 28
VT-3983	51, 55	VT-4541	31, 32	VT-4985	95, 101	VT-5426	76
VT-3984	51, 53, 55	VT-4543	7, 27	VT-4986	94, 101	VT-5469	83
VT-3991	47	VT-4544	27	VT-4987	95, 101	VT-5470	83
VT-3993	105	VT-4549	31, 32	VT-4996	27, 28	VT-5502	109
VT-3994	75	VT-4555	28	VT-4998	28	VT-5512	109
VT-4001	37	VT-4557	10	VT-4999	28	VT-5513	109
VT-4003	71	VT-4559	27, 28	VT-5000	28	VT-5518	81
VT-4021	105	VT-4560	28	VT-5005	63, 81	VT-5519	81
VT-4022	105	VT-4562	11, 12	VT-5009	37, 39	VT-5520	73
VT-4046	57	VT-4563	11, 12	VT-5012	105	VT-5521	114
VT-4053	29	VT-4564	11, 12	VT-5015	49	VT-5522	114
VT-4062	17	VT-4565	27, 28	VT-5017	48	VT-5524	57
VT-4064	33	VT-4588	27, 28	VT-5020	53, 55	VT-5531	112
VT-4071	25	VT-4589	27, 28	VT-5026	51, 53, 55	VT-5546	57, 63
VT-4076	114	VT-4590	12, 13	VT-5027	53	VT-5569	27, 28
VT-4100	27	VT-4591	7	VT-5032	53, 55	VT-5576	47
VT-4101	75	VT-4593	7	VT-5036	49	VT-5579	65
VT-4102	75	VT-4594	32	VT-5053	47	VTA-10	64
VT-4103	75	VT-4687	59	VT-5056	47	VTA-11	61
VT-4116	25	VT-4690	114, 115	VT-5058	7	VTA-12	61
VT-4125	67	VT-4691	114, 115	VT-5067	73	VTA-20	24
VT-4126	67	VT-4692	114, 115	VT-5082	73	VTA-22	24
VT-4131	76	VT-4698	59	VT-5092	73	VTA-37	75
VT-4138	51, 53, 55	VT-4699	59	VT-5093	73	VTA-47	37, 39
VT-4144	29	VT-4715	37, 39, 43	VT-5095	73	VTA-55	37, 39
VT-4145	29	VT-4832	27, 28	VT-5096	73	VTA-60	51
VT-4146	29	VT-4852	59	VT-5097	69, 75	VTA-69	51
VT-4147	29	VT-4857	28	VT-5098	75	VTA-71	57
VT-4148	57	VT-4864	25	VT-5099	75	VTA-74	51
VT-4306	63	VT-4865	25	VT-5100	73	VTA-75	51
VT-4307	63	VT-4866	25	VT-5101	73	VTA-91	71, 73
VT-4308	106	VT-4876	27, 28	VT-5107	71, 73	VTA-92	64
VT-4309	106	VT-4882	63, 67	VT-5114	53, 55	VTA-110	117
VT-4317	76	VT-4883	37, 39	VT-5115	53, 55	VTA-111	117
VT-4318	76	VT-4884	37, 39	VT-5116	73	VTA-150	63
VT-4319	76	VT-4885	37, 39	VT-5117	73	VTA-154	49
VT-4328	28	VT-4886	30, 31, 32	VT-5127	89, 91	VTA-185	24
VT-4342	75	VT-4887	84, 85	VT-5128	89, 91	VTA-194	64, 71
VT-4348	7	VT-4893	84, 85	VT-5129	89, 91	VTA-319	10
VT-4349	7	VT-4894	84, 85	VT-5130	89, 91	VTA-326	7
VT-4374	17	VT-4895	84, 85	VT-5131	89, 91	VTA-327	7
VT-4453	69, 73	VT-4897	85	VT-5132	89, 91	VTA-330	12, 13

"VAI" TRACTOR - PARTS CATALOG

NUMERICAL INDEX

Part Number	Page	Part Number	Page	Part Number	Page	Part Number	Page
VTA-331	8, 10	VTA-814	8	VTA-2667	25	VTA-3021	89, 95
VTA-332	12, 13	VTA-826	31	VTA-2669	25	VTA-3029	37, 39
VTA-333	7	VTA-827	31	VTA-2670	51	VTA-3032	94, 101
VTA-335	27, 28	VTA-828	31	VTA-2671	24	VTA-3037	79
VTA-351	33	VTA-837-A	7	VTA-2672	24	VTA-3045	111
VTA-352	65	VTA-838	8, 10	VTA-2678	97, 99, 101	VTA-3046	111
VTA-353	67	VTA-840	7	VTA-2681	57	VTA-3047	111
VTA-356	103	VTA-841	7	VTA-2683	35, 37, 39	VTA-3048	111
VTA-359	45	VTA-850	27, 28	VTA-2686	48	VTA-3049	111
VTA-368-A	105	VTA-852	27, 28	VTA-2687	27, 28	VTA-3077	37, 39
VTA-374	48	VTA-854	10	VTA-2688	33	VTA-3079	37, 39
VTA-375	24	VTA-855	27, 28	VTA-2691	33	VTA-3088	73
VTA-377	48	VTA-856	27, 28	VTA-2702	15	VTA-3089	73
VTA-382	27, 28	VTA-857	27, 28	VTA-2716	11, 12	VTA-3090	73
VTA-383	57	VTA-859	35, 37	VTA-2721	94, 95, 101	VTA-3091	73
VTA-384	51	VTA-864	11, 12	VTA-2734	35, 37, 39	VTA-3095	76
VTA-388	47	VTA-865	47	VTA-2735	51	VTA-3101	64
VTA-389	45	VTA-869	8, 10	VTA-2737	53	VTA-3102	71, 73
VTA-393	47	VTA-870	97	VTA-2740	53, 55	VTA-3103	71, 73
VTA-394	47	VTA-871	8	VTA-2742	47	VTA-3110	98, 99, 101
VTA-397	27	VTA-872	8	VTA-2745	59	VTA-3117	63
VTA-399	27, 28	VTA-873	83	VTA-2746	57	VTA-3129	53
VTA-401	105	VTA-874	89	VTA-2747	53, 55	VTA-3133	81
VTA-402	13	VTA-877	89, 91	VTA-2748	49	VTA-3135	109
VTA-403	47	VTA-894	21	VTA-2756	30	VTA-3137	109
VTA-406	71	VTA-896	30	VTA-2757	31	VTA-3138	109
VTA-408	75	VTA-904	32	VTA-2758	35, 37	VTA-3139	109
VTA-415	75	VTA-905	32	VTA-2768	53	VTA-3140	109
VTA-419	75	VTA-908	31, 32	VTA-2770	47	VTA-3162	37, 39
VTA-425	76	VTA-909	61	VTA-2771	47	VTA-3163	37, 39
VTA-427	35, 39	VTA-910	61	VTA-2773	25	VTA-3170	55
VTA-428	27, 28	VTA-911	11, 12	VTA-2775	35, 37	VTA-3172	55
VTA-429	27, 28	VTA-919	28	VTA-2789	73	VTA-3175	55
VTA-434	106	VTA-924	14	VTA-2790	73	VTA-3181	81
VTA-435	51	VTA-1096	49	VTA-2791	73	VTA-3182	37, 39
VTA-438	107	VTA-1113	8	VTA-2792	73	VTA-3232	106
VTA-439	115	VTA-1135	14, 15	VTA-2793	73	VTA-3247	114
VTA-440	113	VTA-1151	89	VTA-2796	73	VTA-3259	27, 28
VTA-441	113	VTA-1151-A	87, 89, 96	VTA-2797	73	VTA-3267	76
VTA-462	37, 39	VTA-1151-B	87, 91, 96	VTA-2798	75	VTA-3330	79
VTA-463	37, 39	VTA-1151-C	91, 96	VTA-2799	75	VTA-3303	111
VTA-466	69	VTA-1178	47	VTA-2800	69, 73	VTA-3304	111
VTA-467	69	VTA-1231	45	VTA-2801	69, 73	VTA-3305	111
VTA-470	105	VTA-1578	77	VTA-2804	69, 73	VTA-3338	109
VTA-481	116	VTA-1582	82	VTA-2805	73	VTA-3341	109
VTA-490	45	VTA-1583	82	VTA-2808	45	VTA-3344	109
VTA-491	45	VTA-1637	37, 39	VTA-2809	45	VTA-3345	109
VTA-496	45	VTA-1649	67	VTA-2811	14	VTA-3346	109
VTA-542	116	VTA-1728	116	VTA-2814	75	VTA-3348	109
VTA-557	10	VTA-2504	25	VTA-2816	53, 55	VTA-3350	37, 39
VTA-570	47	VTA-2506	12, 13	VTA-2817	53, 55	VTA-3354	35, 37
VTA-571	47	VTA-2507	12, 13	VTA-2818	69	VTA-3355	81
VTA-576	27, 28	VTA-2514	75	VTA-2819	73	VTA-3357	114
VTA-581	107	VTA-2532	24	VTA-2841	57	VTA-3363	57
VTA-582	13	VTA-2533	115	VTA-2852	81, 83	VTA-3377	112
VTA-587	75	VTA-2534	115	VTA-2863	79	VTA-3408	12, 13
VTA-588	75	VTA-2550	113	VTA-2867	69	VTA-3413	24
VTA-589	75	VTA-2551	113	VTA-2875	45	VTA-3414	55
VTA-618	33	VTA-2593	45	VTA-2876	45	VTA-3415	55
VTA-620	45	VTA-2608	8, 10	VTA-2880	92	VTA-3416	27, 28
VTA-629	51	VTA-2609	8, 10	VTA-2881	48	VTA-3417	59
VTA-631	47	VTA-2610	8, 10	VTA-2889	105	VTA-3419	63
VTA-645	67	VTA-2611	8, 10	VTA-2893	79	VTA-3434	25
VTA-656	47	VTA-2612	8, 10	VTA-2894	79	VTA-3436	114, 115
VTA-657	49	VTA-2613	8, 10	VTA-2925	103	VTA-3437	114, 115
VTA-690	17, 19	VTA-2621	11, 12	VTA-2930	77	VTA-3438	114, 115
VTA-694	8, 10	VTA-2622	10	VTA-2936	51, 53, 55	VTA-3439	59
VTA-697	17	VTA-2623	10	VTA-2937	51, 53, 55	VTA-3440	59
VTA-698	17, 19	VTA-2624	10	VTA-2956	83	VTA-3441	35, 37
VTA-700	7	VTA-2625	10	VTA-2972	84, 87, 96, 99	VTA-3442	35, 37
VTA-725	27, 28	VTA-2626	10	VTA-2973	85, 87, 96, 99	VTA-4700	7, 59
VTA-730	25	VTA-2627	10	VTA-2974	84, 94, 95, 101	VTA-4702	32
VTA-732	106	VTA-2634	11, 12	VTA-2975	85, 94, 95, 101	VTA-4703	23
VTA-773	30	VTA-2635	11, 12	VTA-3009	63	VTA-4705	37, 39
VTA-784	106	VTA-2638	30	VTA-3014	37, 39	VTA-4706	61
VTA-785	106	VTA-2666	64	VTA-3015	97, 99, 101		

"VAI" TRACTOR - PARTS CATALOG

NUMERICAL INDEX

Part Number	Page	Part Number	Page	Part Number	Page	Part Number	Page
VTA-4717	19	X-3054-C	30	X-18255	11, 12	Y400K-235	30
VTA-4718	17	X-5292	30	X-19908	7	Y400K-236	30
VTA-5007	105	X-13073	30	X-19951	7	Y400K-237	30
VTA-5008	114, 115	X-13806	30	X-19954	7	Y400K-247	30
VTA-5009	59	X-18053-B	30	X-19981	7	Y400K-332	30
X-940	8	X-18188	10	X-19984	7	Y400K-3330	30
X-1918	8	X-18237	7	3X-UB-110	7	Y400K-3353	30