

University of Nebraska - Lincoln

DigitalCommons@University of Nebraska - Lincoln

Faculty Papers and Publications in Animal
Science

Animal Science Department

1999

Estrous Synchronization for Beef Cattle

Gene H. Deutscher

University of Nebraska-Lincoln, gdeutscher@unl.edu

Follow this and additional works at: <https://digitalcommons.unl.edu/animalscifacpub>




Part of the [Animal Sciences Commons](#)

Deutscher, Gene H., "Estrous Synchronization for Beef Cattle" (1999). *Faculty Papers and Publications in Animal Science*. 557.

<https://digitalcommons.unl.edu/animalscifacpub/557>

This Article is brought to you for free and open access by the Animal Science Department at DigitalCommons@University of Nebraska - Lincoln. It has been accepted for inclusion in Faculty Papers and Publications in Animal Science by an authorized administrator of DigitalCommons@University of Nebraska - Lincoln.



Beef Cattle Handbook



BCH-2320

Product of Extension Beef Cattle Resource Committee

Estrous Synchronization for Beef Cattle

Gene H. Deutscher, Extension Beef Specialist, University of Nebraska

This Fact Sheet discusses the potential benefits of estrous synchronization, how the products and programs work, and the results and costs involved.

Estrous (heat) synchronization is a management practice that can help beef producers improve production efficiency and economic returns. It can help shorten the breeding and calving seasons and help increase calf weaning weights. Its purpose is to control estrous and ovulation in cycling females, so that breeding can be completed in a short period of time. Instead of females being bred over a 21-day period, synchronization can shorten the breeding period to less than five days, depending on the program selected. The use of synchronization has great potential for improving beef production, but it requires good management for success.

Producers should understand the advantages, as well as the requirements for a successful estrous synchronization program. They should also know how the different estrous synchronization products and programs work, and the expected results and costs involved before initiating the practice.

Potential advantages of Estrous Synchronization

1. Can shorten breeding seasons from 60 to 45 days or less in heifers.
2. Can concentrate breeding and calving periods.
3. Produces more uniform calf crop due to similar ages of calves at weaning.
4. Allows greater use of superior sires through artificial insemination (AI) or by natural service.
5. Makes AI programs more practical by reducing time and labor for heat detection.

6. Allows more uniform management of cows and calves.

Requirements for Success

1. Need a well-planned and implemented program for successful results.
2. Need fertile heifers and cows on an adequate nutrition program.
3. Need quality semen for AI, and experienced inseminators.
4. Need healthy, aggressive, fertile bulls for synchronized natural breeding.
5. Requires more concentrated labor at breeding and calving times.
6. May need facilities for bad weather during concentrated breeding and calving periods.
7. May result in lower pregnancy rates if procedures and requirements are not followed.

Yearling heifers and mature cows in good body condition and gaining weight prior to treatment are the best candidates for successful synchronization results. Two-year-old heifers are usually poor candidates because they are slow in cycling and rebreeding after their first calf. Yearling heifers need to reach "target weights" (650-750 pounds depending on breed) for a high percentage to be cycling before the breeding season. Cows should generally be 45 days postcalving before treatment is started. The majority of synchronized females will calve during a two-week period with a maximum of 20 percent calving in one day.

Synchronization Products and Programs

Table 1 shows the products approved for use in estrous synchronization without adverse side effects on general health. All products are approved by the FDA except the combination product, MGA prostaglandin, which has been approved separately. Three types of products are available—the prostaglandins, the progestones, and their combinations. These products work differently and are administered differently, so an understanding of their actions is necessary. Several management alternatives must also be considered to fit the products and programs to a producer's operation and capabilities.

Prostaglandin Products

Three products, Lutalyse, Estrumate and Bovilene, have been approved for use in beef cows and heifers for estrous synchronization. All are prostaglandins and work similarly, but differ slightly in their chemical makeup with different half-lives and dosage levels.

When injected at the recommended dosage, these products act by rapidly regressing the corpus luteum (CL) on the ovaries of cycling females that are in Days 6-16 of their estrous cycles. In other words, the injection decreases the function of the CL; which allows these females to return to estrus within 2-5 days and synchronizing their estrous cycles. Females in Days 17-20 will be in estrus, normally, within 1-4 days and will also be synchronized. Females in Days 1-5 of the cycle and non-cycling females that do not have a mature CL will not respond to the injection. Therefore, with one injection, only about 75 percent of the cows cycling in a herd can be synchronized. If all cycling females are to be synchronized, two injections are needed.

Label precautions on these products indicate the drug will cause abortions in pregnant cows and should not be handled by pregnant women or persons with asthma or bronchial problems.

Prostaglandin Programs

A variety of programs can be used depending on one's goals. Facilities, time and labor, heat detection and AI experience, and cost limitations should be considered. Carefully consider all programs to determine which will be most beneficial for your operation.

One injection program—This program, shown in Figure 1, is the most popular. It has the advantages of lower drug and semen costs and less risk because a producer has a good indication of the percent of females cycling in the herd before the injection is given. However, it requires more labor for heat detection and

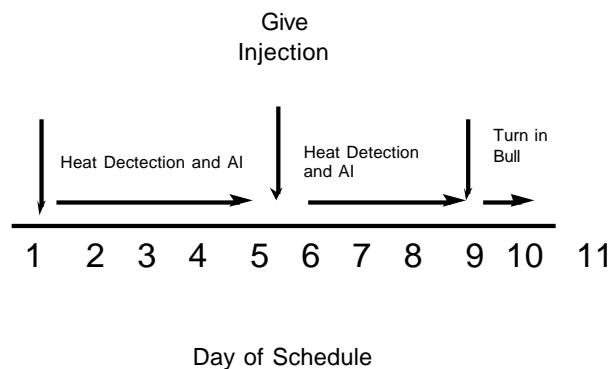


Figure 1. Prostaglandin - One injection program

involves a 10-day breeding period. The program consists of five days of conventional heat detection and AI. On the sixth day, the producer decides whether or not to inject the remaining females based on the percent cycling during the first five days. About 20 percent of the females should have cycled during this period to justify injecting the remainder. The injected females are then heat detected and bred AI for the next five days.

Two injection program—Figure 2 outlines this program. It has the advantages of a short breeding period with little or no heat detection, but involves more drug costs and may yield low pregnancy rates if a high percentage of the females are not cycling. This program best fits the producer who knows a high percentage of the females are cycling and is willing to risk the higher drug costs for less time and labor spent on heat detection. The program consists of giving two injections of

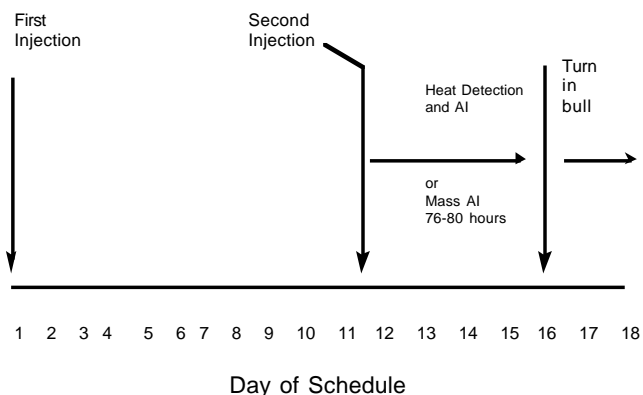


Figure 2. Prostaglandin - Two injection program.

Table 1. Products for Estrous Synchronization.

Product	Company	Type	Administration	Dose (cc)	Available from
Lutalyse	Upjohn Co.	Prostaglandin	IM injection	5	Veterinarian
Estrumate	Mobay Corp.	Prostaglandin	IM injection	2	Veterinarian
Bovilene	Syntex Agri Bus.	Prostaglandin	SC injection	2	Veterinarian
Syncro-mate B	Sanofi-CEYA	Progestin + estrogen	Implant + IM injection	2	AI supplier
MGA	Upjohn Co.	Oral Progestin	In feed		Feed dealer

prostaglandin to all females 11 days apart; then conventional heat detection and AI can be done for the next five days, or all females can be mass inseminated 76-80 hours after the second injection. Adequate facilities, labor and strict scheduling are needed if mass AI is to be used. *Table 2* compares the results and costs of these prostaglandin synchronization programs.

Other prostaglandin programs are available, but not as popular. The one injection program can be modified by not breeding before the injection. This program would allow about 65-70 percent of the cycling females to be synchronized. Another version of the two-injection program utilizes a split breeding period. This involves heat detecting and breeding for five days after the first injection, then giving the second injection on day 12 to the females not detected in heat and breeding for the next five days.

Syncro-Mate B Product and Program

Syncro-mate B (SMB) consists of an ear implant containing a progestin (synthetic progesterone) and an injection containing an estrogen and progestin. It is a nonprescription drug and is approved for use in both beef and dairy heifers and beef cows. It is not approved for use in dairy cows. The implant is about 1/8 inch in diameter and 3/4 inch long, and is inserted under the skin in the middle of the back side of the ear. The injection is given intramuscularly in the rump at the time of implanting. Nine days

later, the implant must be removed.

The SMB program can be used on females in all stages of the estrous cycle. It works by regressing the immature CL during early stages and by blocking estrus in all stages until the progestin implant is removed after nine days. Females will cycle within 1-4 days after the implant is removed. One advantage of SMB is that it can stimulate cycling in some non-cycling females, although conception rates may be slightly lower in these females. It has another advantage of not causing abortions in pregnant animals, but is more difficult to administer due to the implant insertion and removal.

Figure 3 diagrams the SMB program. The implant and injection are given at the same time, then the implant is removed after nine days. Females can be heat detected and bred AI for the next four days or mass inseminated at 48-54 hours after implant removal. Most estrous activity will occur 24-40 hours after implant removal, so breeding at an appointed time with this program has been successful. The advantages are a short breeding period, with a short or no heat detection period, but the costs for drug and semen are higher. A comparison of this program with the others is shown in *Table 2*.

MGA- Prostaglandin Program

MGA, melengestrol acetate, is a common inexpensive oral progestogen that is used in feedlots to suppress

Table 2. Comparison of Estrous Synchronization Programs Using AI.

Injections	Program (No)	Times Cattle Handled (No)	Heat Detection (Days)	AI Breeding Period (Days)	Est. Synch. Preg. Rate ^a (%)	Est. Costs Preg. Female ^b (\$)
One injection	1	2	10	10	55	37
Two injections with heat detection	2	3	5	5	50	39
Two injections without heat detection (mass AI)	2	3	0	1	45	44
Syncro-mate B with heat detection	1 + 1 ^c	3	4	4	60	37
Syncro-mate B without heat detection (mass AI)	1 + 1 ^c	3	0	1	55	40
MGA + prostaglandin with heat detection	Feed + 1	2	5	5	60	34

^a Estimated pregnancy rates of total group during synchronization period based on research results on heifers from well-managed herds in Nebraska.

^b Costs include drugs, semen, AI supplies, labor, clean-up bulls, interest and other expenses for a 70-day breeding season as published in 1990 *Neb. Beef Cattle Report* (Loseke et al.). These costs can be compared to \$32 for natural service without synchronization.

^c Includes one injection plus implant.

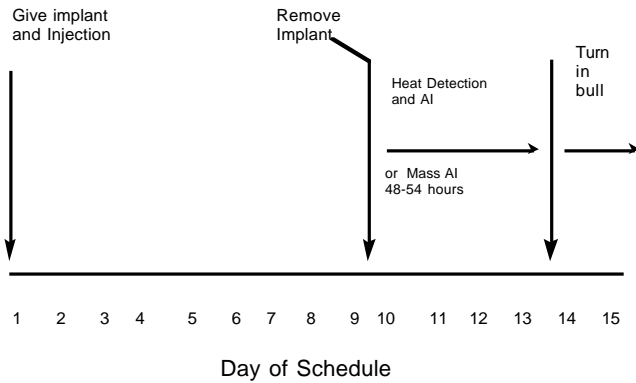


Figure 3. Syncro-Mate B program.

estrus of heifers and improve feed efficiency. MGA works by allowing ovarian follicular development but inhibits estrus and ovulation. After MGA treatment, females have a synchronized estrus, but the estrus is subfertile.

Therefore, a program was developed combining MGA with a prostaglandin to produce a synchronized estrous with high conception rates. Research has shown that heifers given prostaglandin in the late stages of the estrous cycle (days 10-15) will have a high estrus response and high fertility.

Figure 4 shows the outline of the MGA-Prostaglandin program. The heifers are fed .5 mg/head/day of MGA for 14 days. The MGA can be purchased in a pellet form and mixed with a grain ration. This mixture can be fed alone or top dressed over other feed in bunks. MGA can also be purchased in a protein cube and fed in bunks or on the ground. It is critical that enough bunk space be available so all heifers are able to consume their share of the MGA feed each day. If they do not eat the MGA or skip eating more than one

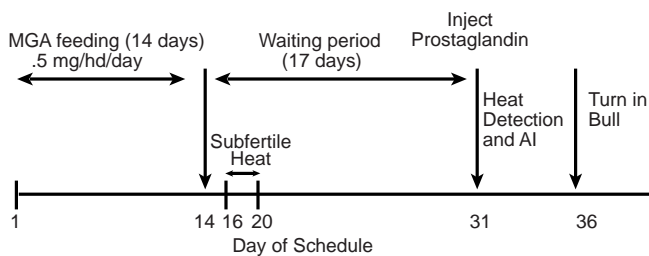


Figure 4. MGA and prostaglandin program.

day, they will exhibit estrus and will not respond to the program. After the MGA feeding period, heifers will have a subfertile estrus during the next five days. They should not be bred at this time. Producers should wait 17 days (range 16 -18 days) after the end of the MGA feeding period before giving an injection of prostaglandin. The heifers will then show estrus during the next 15 days (synchronization period) and can be heat detected and bred by AI. Most of the estrous activity will occur 48-84 hours after the injection. This program may also have potential with cows, but has not

been proven since only limited research is available.

The MGA-Prostaglandin program has the advantages of: low drug cost, easily administered, one handling of cattle in the chute and good pregnancy rates. The program also has an advantage of inducing estrus in a portion of prepuberal heifers and anestrus cows. The disadvantages are that more advanced planning is needed because the program requires about 30 days to implement and all females need to consume the MGA feed. A comparison of this program with others is shown in Table 2.

Another version of this program is to omit the prostaglandin injection and use natural breeding which is discussed in the next section. This program can also be used in conjunction with calf removal to stimulate cycling in anestrus cows, which is discussed later.

Using Bulls with Synchronization

Because the main advantages for using synchronization are to get more females pregnant early in the breeding season and to use superior sires, AI is usually the preferred method of breeding. However, some producers would like the benefits of synchronization but cannot use AI. Research has shown that natural service can be a viable alternative to AI if managed properly. Bulls should be selected for high fertility and sexual aggressiveness. All bulls need to pass a breeding soundness examination and ideally, a libido exam. One bull per 15-20 females in a small pasture (5-10 acres) or drylot, and rotated every 24 hours with a rested bull, is recommended during the synchronization period (4-5 days). Bulls should be watched closely during the breeding period to make sure they are servicing the females and injuries do not occur. Large groups of females should be divided into smaller groups (40-60 head) in small pastures or lots during the synchronization period. Research has shown much variation in the number of females serviced per bull (5-20 head) during a 24-hour period. Pregnancy rates during the synchronization period have ranged from 60-80 percent, and during a 30-day breeding season, from 75-95 percent.

Bulls can be used in all synchronization programs, but the most popular programs are: 1) give an injection of prostaglandin, then place the bulls with the cows, or 2) feed MGA for 14 days, wait 17 days, and then place the bulls with the cows (see Figure 5). The advantages of these programs are low drug cost, no heat detection,

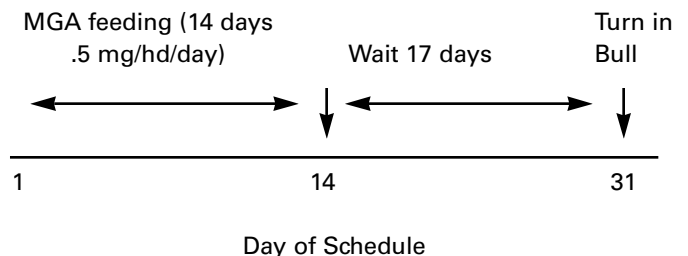


Figure 5. MGA and Natural Service

and a less concentrated breeding period so the bulls have more time to service the cows. Another advantage of feeding MGA is that it helps stimulate cycling in prepuberal heifers and anestrus cows. Producers wanting to get more females bred early in the breeding season may obtain considerable benefit from these synchronization programs.

Calf Removal During Synchronization of Cows

Removal of the calves from the cows for a short period (usually 48 hours) can stimulate an increase in luteinizing hormone production and cycling activity. A positive response to cycling and a small increase in pregnancy rates have been found when 48-hour calf removal was combined with the Syncro-mate B program. Calves are removed at the same time the implant is removed and held separate from the cows until after mass AI at 48 hours. The same procedure can be accomplished during the two-injection prostaglandin program by removing the calves about 24 hours after the second injection and returning them to the cows after mass AI at 76-80 hours.

The 48-hour calf removal can also be used in combination with the MGA-Prostaglandin program (*Figure 4*) and with the MGA and natural service program (*Figure 5*). The calves are removed on day 16 (or two days after the end of the MGA feeding period) for a 48-hour period. Research on calf removal has shown a small increase in estrous response and pregnancy rates during the synchronization period. Cows in moderate to good body condition and over 40 days postcalving show the greatest response to calf removal and estrous synchronization.

Calves should be separated by a corral fence and provided clean water and hay. The procedure has not caused calf sickness, mothering problems, or a decrease in calf weaning weights.

Costs/Benefits of Synchronization

Many factors influence the costs of a synchronization and AI program. These include availability and cost of labor and facilities, nutrition and cycling status of the herd, conception rates, plus costs for drug, semen, AI supplies and clean-up bulls.

Table 2 shows a comparison of the various synchronization programs. Estimated pregnancy rates during the synchronization period are based on research results on yearling heifers. Estimated costs per pregnant female can vary from \$34-\$44 depending on the program selected and its results. These costs can be compared to \$32 for natural service by bulls without synchronization. The greatest benefits of AI-synchronized calves over natural sired calves include:

- More calves saved due to use of calving ease sires and group calving (about 3 percent)
- Calves born earlier in shorter calving season so older at weaning (5-8 days)
- Heavier calves at weaning due to better genetics and older age (up to 35 pounds)
- Better quality heifers for replacements (up to \$50 premium)

- Fewer bulls needed for breeding (maybe one-third fewer)
- Better use of labor and management

Therefore, producers must weigh the cost-to-benefit ratio to decide if a synchronization and AI program will be profitable in their operation. Then, they need to evaluate all of the programs and select the best one to meet their objectives.

Summary

Good management of the cow herd and of the synchronization program are the keys to success. Overall herd management, including nutrition, health, breeding and reproductive programs, should be above average. A planned synchronization program prepared well in advance with special attention to details during implementation will increase the degree of success.

Estrous synchronization is a powerful management tool for improving beef production, but it is not a cure-all for breeding or management problems. It will not replace good management and will not be successful under poor management. Producers interested in beginning a program should consult with experienced producers, veterinarians and extension personnel to obtain additional information and to determine the most beneficial program.

Key Words: Estrous Synchronization, Beef Heifers, Prostaglandins, MGA, Syncro-mate B

References:

1. Brown, L N., K G. Odde, D. G. LeFever, M. E. King and C. E. Neubauer. 1988. "Comparison of MGA-Prostaglandin to SMB for Estrous Synchronization." *Therio*. 30:1-12.
2. Deutscher, G., D. Clanton and B. Peverley. 1983. "Effect of Calf Removal on Estrous Synchronization." *NE Beef Cattle Rep.* MP44, p. 7-9.
3. Deutscher, G. H., D. C. Clanton and B. L. Peverly. 1982. "Estrous Synchronization Programs Utilizing Lutalyse." *NE Beef Cattle Rep.* MP 43, p. 14-16.
4. Healy, V. M., G. W. Boyd, R. G. Mortimer and J. R. Piotrowski. 1991. "Investigating the Optimal Use of Bull Power." *CO State Beef Rep.* p. 23.
5. Johnson, S. K., R. L. Davis and G. H. Deutscher. 1988. "Estrous Synchronization Programs for Heifers." *NE Beef Cattle Rep.* MP 53, p. 4-5.
6. Loseke, G. L., Pfeiffer, G., Kinder, J., Nielsen, M., Azzam, S. and Deutscher, G. 1990. "Cost Analysis of AI and Synchronization Breeding Systems." *NE Beef Cattle Rep.* MP55, p. 28-30.
7. Mauck, H. S., M. E. King, M. D. Holland, J. V. Yelich, D. G. LeFever and K. G. Odde. 1987. "Comparison of Two MGA-lutalyse Combinations for Estrous Synchronization." *CO State Beef Rep.* p. 85.
8. Odde, K G. 1987. "A New Method of Estrous Synchronization - MGA-PGF." *Proc. of Range Beef Cow Symp.* X, p. 32.
9. Plugge, B. L., G. H. Deutscher and M. K. Nielsen.

1990. "MGA and Prostaglandin Program Compared to SMB for Estrous Synchronization Utilizing AI or Natural Service." *The Prof. Anim. Scientist.* 6:3:29-35.
10. Plugge, B. L., G. H. Deutscher, M. K. Nielsen and S. K. Johnson. 1990. "MGA and Prostaglandin for Estrous Induction and Synchronization in Peripuberal Beef Heifers." *The Prof. Anim. Scientist.* 6:3:24-28.

Author:

Gene H. Deutscher, Extension Beef Specialist, University of Nebraska

This publication was prepared in cooperation with the Extension Beef Cattle Resource Committee and its member states and produced in an electronic format by the University of Wisconsin-Extension, Cooperative Extension. Issued in furtherance of Cooperative Extension work, ACTS of May 8 and June 30, 1914.

BCH-2320 Estrous Synchronization for Beef Cattle