

12-16-2015

Onciderini Thomson, 1860 (Coleoptera: Cerambycidae: Lamiinae) types of the Muséum national d'Histoire naturelle (MNHN), with a brief history of the Coleoptera collection

Eugenio H. Nearn

Purdue University, enearn@purdue.edu

Gérard L. Tavakilian

Muséum National d'Histoire Naturelle, Paris, tava@mnhn.fr

Follow this and additional works at: <http://digitalcommons.unl.edu/insectamundi>



Part of the [Ecology and Evolutionary Biology Commons](#), and the [Entomology Commons](#)

Nearn, Eugenio H. and Tavakilian, Gérard L., "Onciderini Thomson, 1860 (Coleoptera: Cerambycidae: Lamiinae) types of the Muséum national d'Histoire naturelle (MNHN), with a brief history of the Coleoptera collection" (2015). *Insecta Mundi*. 957.
<http://digitalcommons.unl.edu/insectamundi/957>

This Article is brought to you for free and open access by the Center for Systematic Entomology, Gainesville, Florida at DigitalCommons@University of Nebraska - Lincoln. It has been accepted for inclusion in Insecta Mundi by an authorized administrator of DigitalCommons@University of Nebraska - Lincoln.

INSECTA MUNDI

A Journal of World Insect Systematics

0459

Onciderini Thomson, 1860 (Coleoptera: Cerambycidae: Lamiinae) types
of the Muséum national d'Histoire naturelle (MNHN),
with a brief history of the Coleoptera collection

Eugenio H. Nearn
Purdue Entomological Research Collection
Department of Entomology, Purdue University
B28 Smith Hall, 901 W. State Street
West Lafayette, IN 47907 USA

Gérard L. Tavakilian
Antenne IRD, Entomologie
Département de Systématique et Évolution
Muséum national d'Histoire naturelle
45, rue Buffon
F-75005 Paris, France

Date of Issue: December 16, 2015

Eugenio H. Nearn and Gérard L. Tavakilian
Onciderini Thomson, 1860 (Coleoptera: Cerambycidae: Lamiinae) types of the
Muséum national d'Histoire naturelle (MNHN), with a brief history of the
Coleoptera collection
Insecta Mundi 0459: 1–47

ZooBank Registered: urn:lsid:zoobank.org:pub:C8E73727-04D6-47C8-9F3D-F121608F4DE1

Published in 2015 by

Center for Systematic Entomology, Inc.
P. O. Box 141874
Gainesville, FL 32614-1874 USA
<http://centerforsystematicentomology.org/>

Insecta Mundi is a journal primarily devoted to insect systematics, but articles can be published on any non-marine arthropod. Topics considered for publication include systematics, taxonomy, nomenclature, checklists, faunal works, and natural history. **Insecta Mundi** will not consider works in the applied sciences (i.e. medical entomology, pest control research, etc.), and no longer publishes book reviews or editorials. **Insecta Mundi** publishes original research or discoveries in an inexpensive and timely manner, distributing them free via open access on the internet on the date of publication.

Insecta Mundi is referenced or abstracted by several sources including the Zoological Record, CAB Abstracts, etc. **Insecta Mundi** is published irregularly throughout the year, with completed manuscripts assigned an individual number. Manuscripts must be peer reviewed prior to submission, after which they are reviewed by the editorial board to ensure quality. One author of each submitted manuscript must be a current member of the Center for Systematic Entomology.

Chief Editor: Paul E. Skelley, e-mail: insectamundi@gmail.com
Assistant Editor: David Plotkin, e-mail: insectamundi@gmail.com
Head Layout Editor: Eugenio H. Nearn
Editorial Board: J. H. Frank, M. J. Paulsen, Michael C. Thomas
Review Editors: Listed on the **Insecta Mundi** webpage

Manuscript Preparation Guidelines and Submission Requirements available on the **Insecta Mundi** webpage at: <http://centerforsystematicentomology.org/insectamundi/>

Printed copies (ISSN 0749-6737) annually deposited in libraries:

CSIRO, Canberra, ACT, Australia
Museu de Zoologia, São Paulo, Brazil
Agriculture and AgriFood Canada, Ottawa, ON, Canada
The Natural History Museum, London, UK
Muzeum i Instytut Zoologii PAN, Warsaw, Poland
National Taiwan University, Taipei, Taiwan
California Academy of Sciences, San Francisco, CA, USA
Florida Department of Agriculture and Consumer Services, Gainesville, FL, USA
Field Museum of Natural History, Chicago, IL, USA
National Museum of Natural History, Smithsonian Institution, Washington, DC, USA
Zoological Institute of Russian Academy of Sciences, Saint-Petersburg, Russia

Electronic copies (Online ISSN 1942-1354, CDROM ISSN 1942-1362) in PDF format:

Printed CD or DVD mailed to all members at end of year. Archived digitally by Portico.
Florida Virtual Campus: <http://purl.fcla.edu/fcla/insectamundi>
University of Nebraska-Lincoln, Digital Commons: <http://digitalcommons.unl.edu/insectamundi/>
Goethe-Universität, Frankfurt am Main: <http://nbn-resolving.de/urn/resolver.pl?urn:nbn:de:hebis:30:3-135240>

Copyright held by the author(s). This is an open access article distributed under the terms of the Creative Commons, Attribution Non-Commercial License, which permits unrestricted non-commercial use, distribution, and reproduction in any medium, provided the original author(s) and source are credited. <http://creativecommons.org/licenses/by-nc/3.0/>

Layout Editor for this article: Eugenio H. Nearn

Onciderini Thomson, 1860 (Coleoptera: Cerambycidae: Lamiinae) types of the Muséum national d'Histoire naturelle (MNHN), with a brief history of the Coleoptera collection

Eugenio H. Nearn

Purdue Entomological Research Collection
Department of Entomology, Purdue University
B28 Smith Hall, 901 W. State Street
West Lafayette, IN 47907 USA
enearn@purdue.edu

Gérard L. Tavakilian

Antenne IRD, Entomologie
Département de Systématique et Évolution
Muséum national d'Histoire naturelle
45, rue Buffon
F-75005 Paris, France
tava@mnhn.fr

Abstract. The primary types of Onciderini Thomson, 1860 of the Muséum national d'Histoire naturelle (MNHN), Paris, are catalogued and illustrated. Data on the original combination, current name, gender, and type locality are verified and presented. There are 139 primary types of Onciderini including 38 in *Oncideres* Lacordaire, 1830; 17 in *Hypsioma* Audinet-Serville, 1835; 10 in *Hesycha* Fairmaire and Germain, 1859; nine in *Hypselomus* Perty, 1832; and eight each in *Eudesmus* Audinet-Serville, 1835 and *Trestonia* Buquet, 1859. Of the 139 primary types, 71 were described by J. Thomson, 34 by H. W. Bates, 13 by the authors of this work, and 11 by J. B. L. Buquet. One neotype and 57 lectotypes are designated. Notes on additional Onciderini types once believed to be deposited at the MNHN are presented. A brief history of the Coleoptera collection at the MNHN is also presented.

Key Words. Catalog; Cerambycidae; Holotypes; Neotropical.

Résumé. Les 139 types d'Onciderini Thomson, 1860 du Muséum national d'Histoire naturelle (MNHN), Paris, sont catalogués et illustrés. Des données sur leur combinaison originale ainsi que leur combinaison ou nom actuels et leur localité-type avérée sont présentées. Sont incluses 38 espèces du genre *Oncideres* Lacordaire, 1830; 17 *Hypsioma* Audinet-Serville, 1835; 10 *Hesycha* Fairmaire and Germain, 1859; neuf *Hypselomus* Perty, 1832; huit *Eudesmus* Audinet-Serville, 1835 et huit *Trestonia* Buquet, 1859. Par ordre d'importance, 71 espèces furent décrites par J. Thomson, 34 par H. W. Bates, 13 par les auteurs de ce travail et 11 par J. B. L. Buquet. Un néotype et 57 lectotypes sont désignés. Des notes sont rajoutées sur certains types d'Onciderini supposés être déposés au MNHN. Une brève histoire de la collection de Coléoptères du MNHN est rappelée.

Mots-clés. Catalogue; Cerambycidae; Holotypes; Néotropical.

Introduction

The tribe Onciderini Thomson, 1860 (Cerambycidae: Lamiinae) is widely distributed in the New World from North America to southern South America (Monné 2005, 2012, 2015; Tavakilian and Chevillotte 2015). Dillon and Dillon (1945, 1946) provided the only major revision of the tribe and Nearn and Swift (2011) provided a brief review of the taxonomic history of the tribe.

Recent work by Nearn et al. (2011, 2014), Nearn and Androw (2013), Nearn and Swift (2011), and Nearn and Tavakilian (2012a, 2012b, 2015) has resulted in the photography of nearly all Onciderini primary type specimens. In this work, we present the 139 primary types of Onciderini deposited at the MNHN, most of which have never been published in color. Among these are 38 primary types in *Oncideres* Lacordaire, 1830; 17 in *Hypsioma* Audinet-Serville, 1835; 10 in *Hesycha* Fairmaire and Germain, 1859; nine in *Hypselomus* Perty, 1832; and eight each in *Eudesmus* Audinet-Serville, 1835 and *Trestonia* Buquet, 1859. Seventy-one of the primary types were described by James Thomson (1828–1897), 34 by Henry Walter Bates (1825–1892), 11 by Jean Baptiste Lucien Buquet (1807–1889),

and 13 by the authors of this work. In addition, one neotype and 57 lectotypes are here designated in order to stabilize the taxonomy and facilitate further identifications within this tribe. Notes on additional Onciderini types once believed to be deposited at the MNHN and a brief history of the MNHN Coleoptera collection is also presented.

Over half (71) of the primary types of Onciderini at the MNHN were described by James Thomson. According to von Hayek's (1989) short biography, Thomson was an eccentric man of great wealth, born in New York and educated in Paris. Thomson was a member of entomological societies in England, France, and Germany, and published extensively on Cerambycidae. In addition to several papers, Thomson produced several monographs and edited four short-lived serial publications. According to von Hayek (1989), Thomson's ambition was to be the recognized authority on the family, purchasing collections and trading books for specimens. Thomson's important collection (containing thousands of type specimens) was eventually purchased by René Oberthür (see below for more on the Oberthür private collections). An example of one of Thomson's original collection boxes (double-sided containers bound in leather to look like large books) can be seen in Fig. 143.

A Brief History of the MNHN Coleoptera Collection

No mention of the MNHN entomology collection would be complete without some historical background regarding the Oberthür brothers, Charles and René, who collected Lepidoptera and Coleoptera, respectively. Sons of a wealthy Alsatian businessman, whose successful printing business was established in the city of Rennes (Brittany), the two brothers focused most of their energy and fortune in amassing the largest private insect collections ever known. Their father provided a special building to house the huge collections, reserving the ground floor for Charles' butterflies and moths, and the first floor for René's beetles. During their lifetimes, the Oberthür brothers sponsored many of the expeditions made by various intrepid collectors around the globe. Besides sponsoring expeditions, the Oberthür brothers ingeniously traded bibles for insects. Using the family's successful printing business, the brothers provided free bibles to all the religious congregations sending French missionaries around the world, who would repay the Oberthürs' generosity by collecting insects on their travels.

Charles Oberthür would eventually agree to transfer his Lepidoptera collection to the MNHN under the condition that a special building would be constructed to house it, and a dedicated curator would be employed to maintain it. Museum authorities in Paris at the time greatly underestimated the value of such a historic collection and considered Charles' conditions as the demands of a megalomaniac. Thus, the most important collection of world Lepidoptera did not stay in Paris, but was instead transferred to The Natural History Museum (BMNH) in London, which at the time was generously sponsored by the British royal family.

At the time of his death in 1944, René Oberthür had amassed the most important Coleoptera collection in the world, consisting of 20,000 boxes and 15 cabinets, and representing more than five million specimens and tens of thousands of type specimens. Besides sponsoring many collecting expeditions, René had purchased many historic collections, including most of Henry Walter Bates' Cerambycidae collection and the type specimens of Cerambycidae described by Lucien Buquet. In addition, René purchased two of the most important collections of the 19th century, those of Earl Mniszech and James Thomson.

After René Oberthür's death, the director of the Laboratory of Entomology at the MNHN (René Jeannel) had the brilliant idea of having René Oberthür's Coleoptera collection classified as a "Monument Historique de France," thus avoiding the collection's sale at auction and ensuring it would remain intact and in France. Eight years later, in December 1952, the immense collection was transferred from Rennes to the MNHN. All these details and more are documented in Cambefort's (2006) wonderful book titled "Des Coléoptères, des Collections & des Hommes." Madame Bons, a technician in the Laboratory of Entomology at the MNHN, under the responsibility of André Villiers and following the classification in Breuning's (1958b–1969) "Catalogue des Lamières du Monde," arranged most of the specimens in the subfamily Lamiinae (including Onciderini) into a general collection including all of the type specimens mixed with the regular collection (e.g., Fig. 141, 142). The Onciderini collection is housed in 32 Paris-style boxes (255 mm x 385 mm, glass top), and containing approximately 2,300 specimens.

Methods

Type specimens are listed in alphabetical order by original combination. The text for each primary type is arranged as follows: the first line contains the original combination, author, year: page number. This is followed by the figure number of the dorsal habitus and label images. The second line is the type of type (holotype, lectotype, or neotype) and gender if known. The third line is the type locality to the most specific level possible based on the label data, literature, and other data. Country and province/state are listed in most cases, even if these data are not present on the label or in the original literature. The fourth line is the current name, if different from the original combination, based on Monné (2005, 2012, 2015) and Tavakilian and Chevillotte (2015). In some instances, there is a “Remarks” section where additional information such as inconsistencies with the label(s), or other applicable historical information is presented. Details concerning specimens and label data can be seen in Fig. 1–140.

Photographs were taken with Visionary Digital’s Passport Storm imaging system fitted with a Canon EOS 40D. The following codens are used throughout the paper: The Natural History Museum, London, UK (BMNH); Muséum national d’Histoire naturelle, Paris, France (MNHN); National Museum of Natural History, Smithsonian Institution, Washington, DC, USA (USNM).

Primary Types of *Onciderini* Thomson, 1860

***Apamauta hebes* Thomson, 1868a: 59** (Fig. 1a, b)

Lectotype, male

Type locality. Brazil

Current name. *Ischiocentra hebes* (Thomson, 1868)

Remarks. This species was described from a series of syntype specimens. This specimen is herein designated as the lectotype in order to stabilize the taxonomy and facilitate further identifications of this species.

***Apamauta lineolata* Thomson, 1868a: 59** (Fig. 2a, b)

Lectotype, female

Type locality. Brazil

Remarks. This species was described from a series of syntype specimens. This specimen is herein designated as the lectotype in order to stabilize the taxonomy and facilitate further identifications of this species. This specimen has been damaged (e.g., Fig. 2a).

***Apamauta pubescens* Thomson, 1868a: 59** (Fig. 3a, b)

Holotype, female

Type locality. Brazil

Current name. *Cordites pubescens* (Thomson, 1868)

***Apocoptoma chabrilacii* Thomson, 1857: 186** (Fig. 4a, b)

Lectotype, male

Type locality. Brazil

Remarks. This species was described from a series of syntype specimens. This specimen is herein designated as the lectotype in order to stabilize the taxonomy and facilitate further identifications of this species.

***Cacostola brasiliensis* Thomson, 1868a: 68** (Fig. 5a, b)

Holotype, female

Type locality. Brazil

Remarks. This specimen has been severely damaged (e.g., Fig. 5a).

***Cacostola flexicornis* Bates, 1866: 32** (Fig. 6a, b)

Lectotype, female

Type locality. Brazil, Pará, Santarém**Remarks.** This species was described from a series of syntype specimens. This specimen is herein designated as the lectotype in order to stabilize the taxonomy and facilitate further identifications of this species.***Cacostola fusca* Thomson, 1868a: 68** (Fig. 7a, b)

Holotype, female

Type locality. Brazil***Cacostola ornata* Fleutiaux and Sallé, 1889: 470** (Fig. 8a, b)

Lectotype, male

Type locality. Guadeloupe, Camp Jacob**Remarks.** Villiers (1980) designated the lectotype.***Cacostola vagelineata* Fairmaire and Germain, 1859: 527** (Fig. 9a, b)

Holotype, female

Type locality. Chile**Remarks.** The type locality (Chile) is believed to be an error as no other collection of this genus has been recorded from that country.***Clytemnestra adspersa* Thomson, 1860: 114** (Fig. 10a, b)

Lectotype, male

Type locality. Brazil**Current name.** *Neodillonia albisparsa* (Germar, 1824)**Remarks.** This species was described from a series of syntype specimens. This specimen is herein designated as the lectotype in order to stabilize the taxonomy and facilitate further identifications of this species.***Clytemnestra bonariensis* Thomson, 1860: 115** (Fig. 11a, b)

Lectotype, male

Type locality. Uruguay, Montevideo**Current name.** *Neodillonia albisparsa* (Germar, 1824)**Remarks.** This species was described from a series of syntype specimens. This specimen is herein designated as the lectotype in order to stabilize the taxonomy and facilitate further identifications of this species.***Cylicasta mariahelena* Nearns and Tavakilian, 2012b: 3** (Fig. 12a, b)

Holotype, male

Type locality. French Guiana, Route de Kaw, pk 33***Eudesmus caudalis* Bates, 1865b: 180** (Fig. 13a, b)

Lectotype, male

Type locality. Brazil, Amazonas, Tefé (previously Ega)**Remarks.** This species was described from a series of syntype specimens. This specimen is herein designated as the lectotype in order to stabilize the taxonomy and facilitate further identifications of this species.***Eudesmus heterocerus* Buquet, 1852a: 344** (Fig. 14a, b)

Holotype, male

Type locality. Brazil**Current name.** *Clavidesmus heterocerus* (Buquet, 1852)



Figures 1–6. Six species of Onciderini. 1) *Apamauta hebes* Thomson (a, dorsal habitus; b, labels). 2) *Apamauta lineolata* Thomson (a, dorsal habitus; b, labels). 3) *Apamauta pubescens* Thomson (a, dorsal habitus; b, labels). 4) *Apocoptoma chabrilacii* Thomson (a, dorsal habitus; b, labels). 5) *Cacostola brasiliensis* Thomson (a, dorsal habitus; b, labels). 6) *Cacostola flexicornis* Bates (a, dorsal habitus; b, labels).



Figures 7–12. Six species of Onciderini. 7) *Cacostola fusca* Thomson (a, dorsal habitus; b, labels). 8) *Cacostola ornata* Fleutiaux and Sallé (a, dorsal habitus; b, labels). 9) *Cacostola vagelineata* Fairmaire and Germain (a, dorsal habitus; b, labels). 10) *Clytemnestra adspersa* Thomson (a, dorsal habitus; b, labels). 11) *Clytemnestra bonariensis* Thomson (a, dorsal habitus; b, labels). 12) *Cylicasta mariahelena* Nearns and Tavakilian (a, dorsal habitus; b, labels).



Figures 13–18. Six species of Onciderini. 13) *Eudesmus caudalis* Bates (a, dorsal habitus; b, labels). 14) *Eudesmus heterocerus* Buquet (a, dorsal habitus; b, labels). 15) *Eudesmus metallicus* Thomson (a, dorsal habitus; b, labels). 16) *Eudesmus niveilateris* Thomson (a, dorsal habitus; b, labels). 17) *Eudesmus posticalis* Guérin-Ménéville (a, dorsal habitus; b, labels). 18) *Eudesmus rubefactus* Bates (a, dorsal habitus; b, labels).



Figures 19–24. Six species of Onciderini. 19) *Eudesmus seminivorus* Buquet (a, dorsal habitus; b, labels). 20) *Eudesmus sexvittatus* Bates (a, dorsal habitus; b, labels). 21) *Falsestola inermicollis* Breuning (a, dorsal habitus; b, labels). 22) *Glyphthaga lignosa* Thomson (a, dorsal habitus; b, labels). 23) *Hesycha consimilis* Thomson (a, dorsal habitus; b, labels). 24) *Hesycha cretacea* Bates (a, dorsal habitus; b, labels).



Figures 25–30. Six species of Onciderini. **25)** *Hesycha cribripennis* Fairmaire and Germain (a, dorsal habitus; b, labels). **26)** *Hesycha jaspidea* Bates (a, dorsal habitus; b, labels). **27)** *Hesycha lateralis* Thomson (a, dorsal habitus; b, labels). **28)** *Hesycha liturata* Bates (a, dorsal habitus; b, labels). **29)** *Hesycha maculicornis* Thomson (a, dorsal habitus; b, labels). **30)** *Hesycha maculosa* Bates (a, dorsal habitus; b, labels).



Figures 31–36. Six species of Onciderini. 31) *Hesycha paupercula* Thomson (a, dorsal habitus; b, labels). 32) *Hesycha xylinea* Bates (a, dorsal habitus; b, labels). 33) *Hesychotypa miniata* Thomson (a, dorsal habitus; b, labels). 34) *Hypomia grisea* Fleutiaux and Sallé (a, dorsal habitus; b, labels). 35) *Hypselomus crassipes* Bates (a, dorsal habitus; b, labels). 36) *Hypselomus dimidiatus* Bates (a, dorsal habitus; b, labels).

***Eudesmus metallicus* Thomson, 1868a: 70** (Fig. 15a, b)

Holotype, female

Type locality. French Guiana, Cayenne**Current name.** *Clavidesmus metallicus* (Thomson, 1868)***Eudesmus niveilateris* Thomson, 1868a: 70** (Fig. 16a, b)

Holotype, female

Type locality. Brazil**Current name.** *Cherentes niveilateris* (Thomson, 1868)***Eudesmus posticalis* Guérin-Méneville, 1844: 248** (Fig. 17a, b)

Holotype, male

Type locality. “Brésil intérieur”***Eudesmus rubefactus* Bates, 1865b: 180** (Fig. 18a, b)

Lectotype, male

Type locality. Brazil, Amazonas, Tefé (previously Ega)**Remarks.** This species was described from a series of syntype specimens. This specimen is herein designated as the lectotype in order to stabilize the taxonomy and facilitate further identifications of this species.***Eudesmus seminivorus* Buquet, 1852a: 345** (Fig. 19a, b)

Holotype, female

Type locality. Brazil**Current name.** *Lachaerus fascinus* (Audinet-Serville, 1835)**Remarks.** The specific epithet on the specimen label (believed to have been affixed by James Thomson) was spelled “seminivorus,” a combination which also appears in Thomson (1868: 71).***Eudesmus sexvittatus* Bates, 1865b: 181** (Fig. 20a, b)

Holotype, female

Type locality. Brazil, Amazonas, Tefé (previously Ega)**Current name.** *Bacuris sexvittatus* (Bates, 1865)***Falsestola inermicollis* Breuning, 1940: 155** (Fig. 21a, b)

Holotype, female

Type locality. Brazil, Bahia, Santo Antonio da Barra**Current name.** *Hesycha inermicollis* (Breuning, 1940)***Glypthaga lignosa* Thomson, 1868a: 55** (Fig. 22a, b)

Lectotype, male

Type locality. Brazil**Remarks.** This species was described from a series of syntype specimens. This specimen is herein designated as the lectotype in order to stabilize the taxonomy and facilitate further identifications of this species.***Hesycha consimilis* Thomson, 1868a: 63** (Fig. 23a, b)

Lectotype, male

Type locality. Brazil**Remarks.** This species was described from a series of syntype specimens. This specimen is herein designated as the lectotype in order to stabilize the taxonomy and facilitate further identifications of this species. In the original description, the type locality of this species is provided as “Brasilia.” However, a specimen label indicates “Sta Cath” which may refer to “Santa Catherina” (now Santa Catarina, Brazil).

***Hesycha cretacea* Bates, 1865b: 173** (Fig. 24a, b)

Holotype, female

Type locality. Brazil, Amazonas, Tefé (previously Ega)**Current name.** *Ephiales cretacea* (Bates, 1865)**Remarks.** Red holotype label added by the authors of this work.***Hesycha cribripennis* Fairmaire and Germain, 1859: 523** (Fig. 25a, b)

Holotype, female

Type locality. Chile**Remarks.** The type locality (Chile) is believed to be an error as no other collection of this genus has been recorded from that country. This specimen has been severely damaged (e.g., Fig. 25a).***Hesycha jaspidea* Bates, 1865b: 172** (Fig. 26a, b)

Holotype, male

Type locality. French Guiana, “Cayenna interiore”**Current name.** *Hesychotypa jaspidea* (Bates, 1865)**Remarks.** Red holotype label added by the authors of this work.***Hesycha lateralis* Thomson, 1868a: 63** (Fig. 27a, b)

Holotype, female

Type locality. French Guiana, Cayenne**Current name.** *Neolampedula lateralis* (Thomson, 1868)***Hesycha liturata* Bates, 1865b: 172** (Fig. 28a, b)

Lectotype, male

Type locality. French Guiana, Cayenne**Current name.** *Hesychotypa liturata* (Bates, 1865)**Remarks.** This species was described from a series of syntype specimens. This specimen is herein designated as the lectotype in order to stabilize the taxonomy and facilitate further identifications of this species.***Hesycha maculicornis* Thomson, 1868a: 63** (Fig. 29a, b)

Holotype, female

Type locality. Brazil**Current name.** *Glypthaga xylinea* (Bates, 1865)***Hesycha maculosa* Bates, 1865b: 173** (Fig. 30a, b)

Lectotype, male

Type locality. Brazil, Amazonas, Tefé (previously Ega)**Current name.** *Hesychotypa maculosa* (Bates, 1865)**Remarks.** This species was described from a series of syntype specimens. This specimen is herein designated as the lectotype in order to stabilize the taxonomy and facilitate further identifications of this species.***Hesycha paupercula* Thomson, 1868a: 62** (Fig. 31a, b)

Holotype, male

Type locality. Brazil**Current name.** *Glypthaga paupercula* (Thomson, 1868)***Hesycha xylinea* Bates, 1865b: 172** (Fig. 32a, b)

Holotype, male

Type locality. Brazil, Rio de Janeiro**Current name.** *Glypthaga xylinea* (Bates, 1865)

Remarks. The specific epithet on the specimen label was misspelled as “xylinus.” Red holotype label added by the authors of this work.

***Hesychotya miniata* Thomson, 1868a: 54** (Fig. 33a, b)

Lectotype, male

Type locality. Brazil

Remarks. This species was described from a series of syntype specimens. This specimen is herein designated as the lectotype in order to stabilize the taxonomy and facilitate further identifications of this species.

***Hypomia grisea* Fleutiaux and Sallé, 1889: 469** (Fig. 34a, b)

Lectotype, male

Type locality. Guadeloupe, Basse Terre

Current name. *Hypsioma grisea* (Fleutiaux and Sallé, 1889)

Remarks. Villiers (1980) designated the lectotype.

***Hypselomus crassipes* Bates, 1865b: 168** (Fig. 35a, b)

Holotype, male

Type locality. Brazil, Pará, Tapajós

Current name. *Cipriscola fasciata* (Thomson, 1860)

Remarks. Red holotype label added by the authors of this work.

***Hypselomus dimidiatus* Bates, 1865a: 112** (Fig. 36a, b)

Lectotype, female

Type locality. Brazil, Amazonas, Tefé (previously Ega)

Current name. *Tulcus dimidiatus* (Bates, 1865)

Remarks. This species was described from two specimens. This specimen is herein designated as the lectotype in order to stabilize the taxonomy and facilitate further identifications of this species.

***Hypselomus lignicolor* Bates, 1865b: 169** (Fig. 37a, b)

Holotype, female

Type locality. Brazil, Amazonas, Tefé (previously Ega)

Current name. *Alexera barii* (Jekel, 1861)

Remarks. Red holotype label added by the authors of this work.

***Hypselomus obscurellus* Bates, 1865b: 169** (Fig. 38a, b)

Holotype, male?

Type locality. Brazil, Pará, Óbidos

Current name. *Touroultia obscurella* (Bates, 1865)

Remarks. Nearn and Tavakilian (2012a) stated that “although the original description indicates the holotype specimen is male, this remains unconfirmed due to specimen damage.” Red holotype label added by the authors of this work.

***Hypselomus picticornis* Bates, 1865a: 111** (Fig. 39a, b)

Holotype, female

Type locality. Brazil, Amazonas, Tefé (previously Ega)

Current name. *Tulcus picticornis* (Bates, 1865)

Remarks. Red holotype label added by the authors of this work.

***Hypselomus rodens* Bates, 1865a: 112** (Fig. 40a, b)

Holotype, female

Type locality. Brazil, Pará

Current name. *Euthima rodens* (Bates, 1865)

Remarks. Red holotype label added by the authors of this work.

***Hypselomus seniculus* Bates, 1865b: 167** (Fig. 41a, b)

Holotype, male

Type locality. Brazil, Amazonas, Tefé (previously Ega)**Current name.** *Lydipta senicula* (Bates, 1865)**Remarks.** Red holotype label added by the authors of this work.***Hypselomus simplex* Bates, 1865b: 168** (Fig. 42a, b)

Lectotype, male

Type locality. Brazil, Amazonas, Tefé (previously Ega)**Current name.** *Marensis simplex* (Bates, 1865)**Remarks.** This species was described from two specimens. This specimen is herein designated as the lectotype in order to stabilize the taxonomy and facilitate further identifications of this species.***Hypselomus syrinx* Bates, 1865b: 170** (Fig. 43a, b)

Lectotype, male

Type locality. Brazil, Rio de Janeiro**Current name.** *Plerodia syrinx* (Bates, 1865)**Remarks.** This species was described from a series of syntype specimens. This specimen is herein designated as the lectotype in order to stabilize the taxonomy and facilitate further identifications of this species.***Hypsioma affinis* Thomson, 1860: 117** (Fig. 44a, b)

Lectotype, female

Type locality. Brazil**Remarks.** This species was described from a series of syntype specimens. This specimen is herein designated as the lectotype in order to stabilize the taxonomy and facilitate further identifications of this species.***Hypsioma amazonica* Thomson, 1860: 119** (Fig. 45a, b)

Lectotype, male

Type locality. “Amaz. reg.”**Current name.** *Tulcus amazonicus* (Thomson, 1860)**Remarks.** This species was described from a series of syntype specimens. This specimen is herein designated as the lectotype in order to stabilize the taxonomy and facilitate further identifications of this species.***Hypsioma axillaris* Thomson, 1860: 116** (Fig. 46a, b)

Lectotype, male

Type locality. Brazil**Current name.** *Lesbates axillaris* (Thomson, 1860)**Remarks.** This species was described from a series of syntype specimens. This specimen is herein designated as the lectotype in order to stabilize the taxonomy and facilitate further identifications of this species. This specimen has been damaged (e.g., Fig. 46a).***Hypsioma basalis* Thomson, 1860: 117** (Fig. 47a, b)

Lectotype, male

Type locality. Brazil**Remarks.** This species was described from a series of syntype specimens. This specimen is herein designated as the lectotype in order to stabilize the taxonomy and facilitate further identifications of this species.***Hypsioma constellata* Thomson, 1868a: 48** (Fig. 48a, b)

Holotype, female

Type locality. Brazil?

Remarks. In the original description of this species, Thomson (1868) indicated the type locality as “Brasilia?”

***Hypsioma dejeanii* Thomson, 1868a: 47** (Fig. 49a, b)

Lectotype, gender undetermined

Type locality. Brazil

Remarks. This species was described from a series of syntype specimens. This specimen is herein designated as the lectotype in order to stabilize the taxonomy and facilitate further identifications of this species. Gender is undetermined due to specimen damage (specimen missing head, prolegs, and terminalia) (e.g., Fig. 49a).

***Hypsioma difficilis* Lameere, 1893: 278** (Fig. 50a, b)

Holotype, female

Type locality. Venezuela, Colonia Tovar

Current name. *Cylicasta difficilis* (Lameere, 1893)

Remarks. This specimen has been damaged (e.g., Fig. 50a).

***Hypsioma doris* Thomson, 1868a: 50** (Fig. 51a, b)

Lectotype, female

Type locality. Brazil

Current name. *Pseudobeta doris* (Thomson, 1868)

Remarks. This species was described from a series of syntype specimens. This specimen is herein designated as the lectotype in order to stabilize the taxonomy and facilitate further identifications of this species. This specimen has been damaged (e.g., Fig. 51a).

***Hypsioma fasciata* Thomson, 1860: 118** (Fig. 52a, b)

Holotype, male

Type locality. Brazil

Current name. *Cipriscola fasciata* (Thomson, 1860)

***Hypsioma gemmata* Blanchard, 1847: 210** (Fig. 53a, b)

Lectotype, male

Type locality. Bolivia, Guarayos

Current name. *Jamesia globifera* (Fabricius, 1801)

Remarks. This species was described from a series of syntype specimens. This specimen is herein designated as the lectotype in order to stabilize the taxonomy and facilitate further identifications of this species.

***Hypsioma gibbera* Thomson, 1860: 116** (Fig. 54a, b)

Lectotype, male

Type locality. Brazil

Current name. *Hypsioma gibbera* Audinet-Serville, 1835

Remarks. This species was described from a series of syntype specimens. This specimen is herein designated as the lectotype in order to stabilize the taxonomy and facilitate further identifications of this species. It is interesting to note that Thomson’s *Hypsioma gibbera* was both a homonym and synonym of the same species (i.e., the name was preoccupied and the species previously described).

***Hypsioma gilvicornis* Thomson, 1868a: 46** (Fig. 55a, b)

Holotype, male

Type locality. Brazil

Current name. *Delilah gilvicornis* (Thomson, 1868)

***Hypsioma inornata* Thomson, 1868a: 49** (Fig. 56a, b)

Holotype, female

Type locality. Brazil***Hypsioma signaticornis* Thomson, 1868a: 48** (Fig. 57a, b)

Lectotype, female

Type locality. Brazil**Current name.** *Tulcus signaticorne* (Thomson, 1868)**Remarks.** This species was described from multiple female specimens (exact number unknown). This specimen is herein designated as the lectotype in order to stabilize the taxonomy and facilitate further identifications of this species.***Hypsioma sordida* Thomson, 1868a: 48** (Fig. 58a, b)

Holotype, female

Type locality. French Guiana, Cayenne**Current name.** *Alexera barii* (Jekel, 1861)***Hypsioma subfasciata* Thomson, 1860: 118** (Fig. 59a, b)

Lectotype, male

Type locality. French Guiana, Cayenne**Current name.** *Tulcus subfasciatus* (Thomson, 1860)**Remarks.** This species was described from a series of syntype specimens. This specimen is herein designated as the lectotype in order to stabilize the taxonomy and facilitate further identifications of this species.***Hypsioma tigrinata* Thomson, 1868a: 49** (Fig. 60a, b)

Holotype, male

Type locality. French Guiana, Cayenne**Current name.** *Tulcus tigrinatus* (Thomson, 1868)***Ischiocentra armillata* Thomson, 1868a: 57** (Fig. 61a, b)

Lectotype, female

Type locality. Brazil**Current name.** *Cordites armillata* (Thomson, 1868)**Remarks.** This species was described from a series of syntype specimens. This specimen is herein designated as the lectotype in order to stabilize the taxonomy and facilitate further identifications of this species.***Ischiocentra clavata* Thomson, 1861: 383** (Fig. 62a, b)

Lectotype, male

Type locality. Brazil**Remarks.** This species was described from a series of syntype specimens. This specimen is herein designated as the lectotype in order to stabilize the taxonomy and facilitate further identifications of this species.***Ischiocentra fulvo-irrorata* Thomson, 1868a: 56** (Fig. 63a, b)

Lectotype, male

Type locality. French Guiana**Current name.** *Lachnia subcincta* Audinet-Serville, 1835**Remarks.** This species was described from a series of syntype specimens. This specimen is herein designated as the lectotype in order to stabilize the taxonomy and facilitate further identifications of this species.

***Ischiocentra humilis* Thomson, 1868a: 57** (Fig. 64a, b)

Lectotype, male

Type locality. French Guiana, Cayenne**Current name.** *Hesychotypa liturata* (Bates, 1865)**Remarks.** This species was described from a series of syntype specimens. This specimen is herein designated as the lectotype in order to stabilize the taxonomy and facilitate further identifications of this species.***Ischiocentra nobilitata* Thomson, 1868a: 55** (Fig. 65a, b)

Holotype, male

Type locality. Brazil**Current name.** *Ischiocentra clavata* Thomson, 1861***Ischiocentra quadrisignata* Thomson, 1868a: 57** (Fig. 66a, b)

Lectotype, female

Type locality. Brazil**Remarks.** This species was described from a series of syntype specimens. This specimen is herein designated as the lectotype in order to stabilize the taxonomy and facilitate further identifications of this species.***Jamesia multivittata* Bates, 1869: 388** (Fig. 67a, b)

Lectotype, female

Type locality. Nicaragua, Chontales**Remarks.** In the original description of this species, Bates notes that it was based on two examples but did not indicate gender. A female specimen deposited in the MNHN bears a label in Bates' handwriting indicating that it is the type (Fig. 67b). This female specimen is herein designated as the lectotype in order to stabilize the taxonomy and facilitate further identifications of this species. A second female specimen deposited at the BMNH also bears labels in Bates' handwriting (e.g., one stating "Chontales Janson"), but no type label is present. This second female specimen (at the BMNH) is herein designated as a paralectotype.***Lamia miliaris* Schönherr, 1817** (Fig. 95a, b)

Neotype, male

Current name. *Oncideres miliaris* (Schönherr, 1817)**Type locality.** French Guiana, Piste Coralie, pk 8,5 (neotype)**Remarks:** Nearn and Tavakilian (2015) designated the neotype. Schönherr (1817) listed the type locality as "America."***Larvica ferruginea* Thomson, 1860: 72** (Fig. 68a, b)

Lectotype, female

Type locality. French Guiana, Cayenne**Current name.** *Eudesmus ferrugineus* (Thomson, 1860)**Remarks.** This species was described from a series of syntype specimens. This specimen is herein designated as the lectotype in order to stabilize the taxonomy and facilitate further identifications of this species. This specimen has been damaged (abdomen and metalegs are missing).***Lingafelteria giuglarisi* Nearn and Tavakilian, 2012b: 5** (Fig. 69a, b)

Holotype, male

Type locality. French Guiana, Piste Risquetout, pk 4***Lydipta pumilio* Thomson, 1868a: 53** (Fig. 70a, b)

Holotype, female

Type locality. Brazil, Santa Catarina

***Oncideres aegrota* Thomson, 1868a: 80** (Fig. 71a, b)

Lectotype, female

Type locality. Brazil and French Guiana, Cayenne**Current name.** *Oncideres digna* Bates, 1865**Remarks.** This species was described from a series of syntype specimens from both Brazil and Cayenne (French Guiana). This specimen is herein designated as the lectotype in order to stabilize the taxonomy and facilitate further identifications of this species. Since the type label (Fig. 71b) states the locality as “Bras.-Cay” the type locality remains both Brazil and French Guiana, Cayenne.***Oncideres albomarginata* Thomson, 1868a: 80** (Fig. 72a, b)

Lectotype, female

Type locality. French Guiana, Cayenne**Current name.** *Oncideres albomarginata albomarginata* Thomson, 1868**Remarks.** This species was described from a series of syntype specimens. This specimen is herein designated as the lectotype in order to stabilize the taxonomy and facilitate further identifications of this species.***Oncideres aliciae* Nearns and Tavakilian, 2015: 88** (Fig. 73a, b)

Holotype, female

Type locality. French Guiana, Route de Kaw pk 34***Oncideres attenuata* Thomson, 1868a: 91** (Fig. 74a, b)

Holotype, female

Type locality. Brazil**Current name.** *Eupalessa attenuata* (Thomson, 1868)***Oncideres barclayi* Nearns and Tavakilian, 2015: 90** (Fig. 75a, b)

Holotype, male

Type locality. French Guiana, Regina St-Georges***Oncideres bouchardii* Bates, 1865b: 179** (Fig. 76a, b)

Lectotype, male

Type locality. Colombia, Magdalena, Santa Marta**Remarks.** This species was described from a series of syntype specimens. This specimen is herein designated as the lectotype in order to stabilize the taxonomy and facilitate further identifications of this species.***Oncideres brunapalanzae* Nearns and Tavakilian, 2015: 94** (Fig. 77a, b)

Holotype, male


Type locality. Colombia, Valle del Cauca, Cali***Oncideres callidryas* Bates, 1865b: 175** (Fig. 78a, b)

Lectotype, male


Type locality. Brazil, Pará, “banks of the Tapajos”**Current name.** *Lochmaeocles callidryas* (Bates, 1865)**Remarks.** This species was described from four specimens. This specimen is herein designated as the lectotype in order to stabilize the taxonomy and facilitate further identifications of this species.***Oncideres cephalotes* Bates, 1865b: 178** (Fig. 79a, b)

Holotype, female

Type locality. Brazil, Amazonas, Tefé (previously Ega)**Remarks.** Red holotype label added by the authors of this work.




Figures 37–42. Six species of Onciderini. 37) *Hypselomus lignicolor* Bates (a, dorsal habitus; b, labels). 38) *Hypselomus obscurellus* Bates (a, dorsal habitus; b, labels). 39) *Hypselomus picticornis* Bates (a, dorsal habitus; b, labels). 40) *Hypselomus rodens* Bates (a, dorsal habitus; b, labels). 41) *Hypselomus seniculus* Bates (a, dorsal habitus; b, labels). 42) *Hypselomus simplex* Bates (a, dorsal habitus; b, labels).




Figures 43–48. Six species of Onciderini. 43) *Hypselomus syrinx* Bates (a, dorsal habitus; b, labels). 44) *Hypsioma affinis* Thomson (a, dorsal habitus; b, labels). 45) *Hypsioma amazonica* Thomson (a, dorsal habitus; b, labels). 46) *Hypsioma axillaris* Thomson (a, dorsal habitus; b, labels). 47) *Hypsioma basalis* Thomson (a, dorsal habitus; b, labels). 48) *Hypsioma constellata* Thomson (a, dorsal habitus; b, labels).



Figures 49–54. Six species of Onciderini. **49)** *Hypsioma dejeanii* Thomson (a, dorsal habitus; b, labels). **50)** *Hypsioma difficilis* Lameere (a, dorsal habitus; b, labels). **51)** *Hypsioma doris* Thomson (a, dorsal habitus; b, labels). **52)** *Hypsioma fasciata* Thomson (a, dorsal habitus; b, labels). **53)** *Hypsioma gemmata* Blanchard (a, dorsal habitus; b, labels). **54)** *Hypsioma gibbera* Thomson (a, dorsal habitus; b, labels).



Figures 55–60. Six species of Onciderini. **55)** *Hypsioma gilvicornis* Thomson (a, dorsal habitus; b, labels). **56)** *Hypsioma inornata* Thomson (a, dorsal habitus; b, labels). **57)** *Hypsioma signaticornis* Thomson (a, dorsal habitus; b, labels). **58)** *Hypsioma sordida* Thomson (a, dorsal habitus; b, labels). **59)** *Hypsioma subfasciata* Thomson (a, dorsal habitus; b, labels). **60)** *Hypsioma tigrinata* Thomson (a, dorsal habitus; b, labels).



Figures 61–66. Six species of Onciderini. **61)** *Ischiocentra armillata* Thomson (a, dorsal habitus; b, labels). **62)** *Ischiocentra clavata* Thomson (a, dorsal habitus; b, labels). **63)** *Ischiocentra fulvoirrorata* Thomson (a, dorsal habitus; b, labels). **64)** *Ischiocentra humilis* Thomson (a, dorsal habitus; b, labels). **65)** *Ischiocentra nobilitata* Thomson (a, dorsal habitus; b, labels). **66)** *Ischiocentra quadrisignata* Thomson (a, dorsal habitus; b, labels).



Figures 67–72. Six species of Onciderini. 67) *Jamesia multivittata* Bates (a, dorsal habitus; b, labels). 68) *Larvica ferruginea* Thomson (a, dorsal habitus; b, labels). 69) *Lingafelteria giuglarisi* Nearn and Tavakilian (a, dorsal habitus; b, labels). 70) *Lydipta pumilio* Thomson (a, dorsal habitus; b, labels). 71) *Oncideres aegrota* Thomson (a, dorsal habitus; b, labels). 72) *Oncideres albomarginata* Thomson (a, dorsal habitus; b, labels).

***Oncideres cervina* Thomson, 1868a: 87** (Fig. 80a, b)

Lectotype, male

Type locality. Brazil**Remarks.** This species was described from a series of syntype specimens. This specimen is herein designated as the lectotype in order to stabilize the taxonomy and facilitate further identifications of this species.***Oncideres chevrolatii* Thomson, 1868a: 77** (Fig. 81a, b)

Holotype, male

Type locality. Brazil, Pará***Oncideres congener* Thomson, 1868a: 89** (Fig. 82a, b)

Holotype, male

Type locality. Brazil**Current name.** *Lochmaeocles congener* (Thomson, 1868)***Oncideres crassicornis* Bates, 1865b: 177** (Fig. 83a, b)

Lectotype, female

Type locality. Brazil, Amazonas: Tefé (previously Ega) and Pará, “banks of the Tapajós”**Remarks.** This species was described from a series of syntype specimens. This specimen is herein designated as the lectotype in order to stabilize the taxonomy and facilitate further identifications of this species.***Oncideres dalmanii* Thomson, 1868a: 76** (Fig. 84a–c)

Neotype, male

Type locality. French Guiana, Cayenne**Remarks.** All that remains of Thomson’s holotype specimen is the pin and labels (Fig. 84b). The male specimen in Fig. 84a, collected at the type locality, is herein designated as the neotype in order to stabilize the taxonomy and facilitate further identifications of this species.***Oncideres dejeanii* Thomson, 1868b: 201** (Fig. 85a, b)

Lectotype, female

Type locality. Brazil**Remarks.** *Oncideres dejeanii* is a replacement name for *O. pustulata* Thomson, 1868a: 88, a name which was preoccupied by *Oncideres pustulatus* LeConte, 1854. This specimen is herein designated as the lectotype in order to stabilize the taxonomy and facilitate further identifications of this species.***Oncideres fasciatus* Lucas, 1859: 189** (Fig. 86a, b)

Lectotype, male

Type locality. “Brésil intérieur”**Current name.** *Lochmaeocles fasciatus* (Lucas, 1859)**Remarks.** This species was described from a series of syntype specimens. This specimen is herein designated as the lectotype in order to stabilize the taxonomy and facilitate further identifications of this species.***Oncideres fulvus* Bates, 1865b: 176** (Fig. 87a, b)

Holotype, female

Type locality. Brazil, Pará, Tapajós**Current name.** *Oncideres fulva* Bates, 1865**Remarks.** This specimen has been damaged (e.g., Fig. 87a).***Oncideres germarii* Thomson, 1868a: 79** (Fig. 88a, b)

Holotype, female

Type locality. Brazil, Paraná

Remarks. Thomson incorrectly identified the holotype as a male.

***Oncideres gibbosa* Thomson, 1868a: 82** (Fig. 89a, b)

Lectotype, female

Type locality. Brazil

Remarks. This species was described from a series of syntype specimens. This specimen is herein designated as the lectotype in order to stabilize the taxonomy and facilitate further identifications of this species.

***Oncideres guttulata* Thomson, 1868a: 84** (Fig. 90a, b)

Lectotype, male

Type locality. Uruguay, Montevideo

Remarks. This species was described from a series of syntype specimens. This specimen is herein designated as the lectotype in order to stabilize the taxonomy and facilitate further identifications of this species.

***Oncideres heterocera* Thomson, 1868a: 78** (Fig. 91a, b)

Lectotype, male

Type locality. French Guiana, Cayenne

Current name. *Oncideres ulcerosa* (Germar, 1824)

Remarks. This species was described from a series of syntype specimens. This specimen is herein designated as the lectotype in order to stabilize the taxonomy and facilitate further identifications of this species. The type locality is believed to be erroneous as this species is known from southern Brazil and there are no modern records from French Guiana.

***Oncideres heterocera* var. *vicina* Thomson, 1868a: 79** (Fig. 92a, b)

Holotype, female

Type locality. Brazil

Current name. *Oncideres vicina* Thomson, 1868

***Oncideres humeralis* Thomson, 1868a: 86** (Fig. 93a, b)

Lectotype, male

Type locality. Brazil

Remarks. This species was described from a series of syntype specimens. This specimen is herein designated as the lectotype in order to stabilize the taxonomy and facilitate further identifications of this species.

***Oncideres jodii* Nearns and Tavakilian, 2015: 97** (Fig. 94a, b)

Holotype, female

Type locality. French Guiana, Route de Kaw pk 41

***Oncideres limpidus* Bates, 1865b: 179** (Fig. 96a, b)

Holotype, male

Type locality. Brazil, Bahia

Current name. *Oncideres limpida* Bates, 1865

***Oncideres macra* Thomson, 1868a: 87** (Fig. 97a, b)

Holotype, female

Type locality. Brazil, Rio de Janeiro, Nova Friburgo

Remarks. The original description only mentioned “Brasilia” for the type locality. However, a specimen label reads “N. Frib.” indicating Nova Friburgo, which is a city in the state of Rio de Janeiro.

***Oncideres miniata* Thomson, 1868a: 88** (Fig. 98a, b)

Lectotype, male

Type locality. Brazil

Remarks. This species was described from a series of syntype specimens. This specimen is herein designated as the lectotype in order to stabilize the taxonomy and facilitate further identifications of this species.

***Oncideres minuta* Thomson, 1868a: 86** (Fig. 99a, b)

Holotype, male

Type locality. French Guiana***Oncideres ocularis* Thomson, 1868a: 82** (Fig. 100a, b)

Holotype, male

Type locality. Brazil***Oncideres pectoralis* Thomson, 1868a: 83** (Fig. 101a, b)

Lectotype, male

Type locality. Brazil

Remarks. This species was described from a series of syntype specimens. This specimen is herein designated as the lectotype in order to stabilize the taxonomy and facilitate further identifications of this species.

***Oncideres putator* Thomson, 1868a: 81** (Fig. 102a, b)

Lectotype, male

Type locality. Mexico**Current name.** *Oncideres putator putator* Thomson, 1868

Remarks. This species was described from a series of syntype specimens. This specimen is herein designated as the lectotype in order to stabilize the taxonomy and facilitate further identifications of this species.

***Oncideres rhodosticta* Bates, 1885: 367** (Fig. 103a, b)

Lectotype, male

Type locality. Mexico, Durango, Villa Lerdo

Remarks. This species was described from two specimens. This specimen is herein designated as the lectotype in order to stabilize the taxonomy and facilitate further identifications of this species.

***Oncideres satyrus* Bates, 1865b: 176** (Fig. 104a, b)

Lectotype, female

Type locality. Brazil, Pará**Current name.** *Oncideres satyra* Bates, 1865

Remarks. This species was described from a series of syntype specimens. This specimen is herein designated as the lectotype in order to stabilize the taxonomy and facilitate further identifications of this species.

***Oncideres svachai* Nearn and Tavakilian, 2015: 99** (Fig. 105a, b)

Holotype, male

Type locality. French Guiana, Piste de Saint-Elie pk 3***Oncideres tessellatus* Thomson, 1868a: 90** (Fig. 106a, b)

Lectotype, male

Type locality. “Nova-Granata,” Venezuela; Costa Rica**Current name.** *Lochmaeocles tessellatus tessellatus* (Thomson, 1868)

Remarks. This species was described from a series of syntype specimens from “Nova-Granata, Venez, Costa-Rica.” This specimen is herein designated as the lectotype in order to stabilize the taxonomy and

facilitate further identifications of this species. The exact type location cannot be determined from the type label (e.g., Fig. 106b). This specimen has been damaged (e.g., Fig. 106a).

***Oncideres tuberculatus* Thomson, 1868a: 85** (Fig. 107a, b)

Holotype, male

Type locality. French Guiana, Cayenne

Current name. *Oncideres tuberculata* Thomson, 1868

***Oncideres vermiculata* Thomson, 1868a: 91** (Fig. 108a, b)

Lectotype, female

Type locality. Brazil

Current name. *Lochmaeocles congener* (Thomson, 1868)

Remarks. This species was described from a series of syntype specimens. This specimen is herein designated as the lectotype in order to stabilize the taxonomy and facilitate further identifications of this species.

***Oncideres voetii* Thomson, 1868a: 84** (Fig. 109a, b)

Holotype, male

Type locality. French Guiana: Cayenne

***Periergates badeni* Bates, 1885: 369** (Fig. 110a, b)

Holotype, male

Type locality. Mexico?

Remarks. Red holotype label added by the authors of this work.

***Peritrox denticollis* Bates, 1865c: 313** (Fig. 111a, b)

Holotype, male

Type locality. Brazil, Pará, Santarém

Remarks. This specimen has been severely damaged (e.g., Fig. 111a).

***Peritrox marcelae* Nearns and Tavakilian, 2012a: 6** (Fig. 112a, b)

Holotype, male

Type locality. French Guiana, Montagne de Kaw, pk 35

***Plerodia pygmaea* Thomson, 1868a: 61** (Fig. 113a, b)

Holotype, female

Type locality. Brazil

Current name. *Plerodia syrinx* (Bates, 1865)

Remarks. This specimen has been damaged (e.g., Fig. 113a).

***Plerodia singularis* Thomson, 1868a: 61** (Fig. 114a, b)

Holotype, male

Type locality. French Guiana, Cayenne

***Plerodia spuria* Thomson, 1868a: 61** (Fig. 115a, b)

Holotype, female

Type locality. Brazil

Current name. *Plerodia singularis* Thomson, 1868


***Psyllotoxus dalensi* Nearns and Tavakilian, 2012b: 9** (Fig. 116a, b)

Holotype, male

Type locality. French Guiana, Route de Kaw, pk 33




Figures 73–78. Six species of Onciderini. **73)** *Oncideres aliciae* Nearns and Tavakilian (a, dorsal habitus; b, labels). **74)** *Oncideres attenuata* Thomson (a, dorsal habitus; b, labels). **75)** *Oncideres barclayi* Nearns and Tavakilian (a, dorsal habitus; b, labels). **76)** *Oncideres bouchardii* Bates (a, dorsal habitus; b, labels). **77)** *Oncideres brunapalanzae* Nearns and Tavakilian (a, dorsal habitus; b, labels). **78)** *Oncideres callidryas* Bates (a, dorsal habitus; b, labels).



Figures 79–84. Six species of Onciderini. **79)** *Oncideres cephalotes* Bates (a, dorsal habitus; b, labels). **80)** *Oncideres cervina* Thomson (a, dorsal habitus; b, labels). **81)** *Oncideres chevrolatii* Thomson (a, dorsal habitus; b, labels). **82)** *Oncideres congener* Thomson (a, dorsal habitus; b, labels). **83)** *Oncideres crassicornis* Bates (a, dorsal habitus; b, labels). **84)** *Oncideres dalmanii* Thomson (a, dorsal habitus; b, holotype labels; c, neotype labels).



Figures 85–90. Six species of Onciderini. **85)** *Oncideres dejeanii* Thomson (a, dorsal habitus; b, labels). **86)** *Oncideres fasciatus* Lucas (a, dorsal habitus; b, labels). **87)** *Oncideres fulvus* Bates (a, dorsal habitus; b, labels). **88)** *Oncideres germarii* Thomson (a, dorsal habitus; b, labels). **89)** *Oncideres gibbosa* Thomson (a, dorsal habitus; b, labels). **90)** *Oncideres guttulata* Thomson (a, dorsal habitus; b, labels).



Figures 91–96. Six species of Onciderini. **91)** *Oncideres heterocera* Thomson (a, dorsal habitus; b, labels). **92)** *Oncideres heterocera* var. *vicina* Thomson (a, dorsal habitus; b, labels). **93)** *Oncideres humeralis* Thomson (a, dorsal habitus; b, labels). **94)** *Oncideres jodii* Nearn & Tavakilian (a, dorsal habitus; b, labels). **95)** *Lamia miliaris* Schönherr (a, dorsal habitus; b, labels). **96)** *Oncideres limpidus* Bates (a, dorsal habitus; b, labels).



Figures 97–102. Six species of Onciderini. **97)** *Oncideres macra* Thomson (a, dorsal habitus; b, labels). **98)** *Oncideres miniata* Thomson (a, dorsal habitus; b, labels). **99)** *Oncideres minuta* Thomson (a, dorsal habitus; b, labels). **100)** *Oncideres ocularis* Thomson (a, dorsal habitus; b, labels). **101)** *Oncideres pectoralis* Thomson (a, dorsal habitus; b, labels). **102)** *Oncideres putator* Thomson (a, dorsal habitus; b, labels).



Figures 103–108. Six species of Onciderini. **103)** *Oncideres rhodosticta* Bates (a, dorsal habitus; b, labels). **104)** *Oncideres satyrus* Bates (a, dorsal habitus; b, labels). **105)** *Oncideres svachai* Neurns and Tavakilian (a, dorsal habitus; b, labels). **106)** *Oncideres tessellatus* Thomson (a, dorsal habitus; b, labels). **107)** *Oncideres tuberculatus* Thomson (a, dorsal habitus; b, labels). **108)** *Oncideres vermiculata* Thomson (a, dorsal habitus; b, labels).

***Psyllotoxus faurei* Nearn and Tavakilian, 2012b: 10** (Fig. 117a, b)

Holotype, female

Type locality. French Guiana, Route de Kaw, pk. 38

***Psyllotoxus griseo-cinctus* Thomson, 1868a: 75** (Fig. 118a, b)

Lectotype, male

Type locality. Brazil

Current name. *Psyllotoxus griseocinctus* Thomson, 1868

Remarks. This species was described from a series of syntype specimens. This specimen is herein designated as the lectotype in order to stabilize the taxonomy and facilitate further identifications of this species.

***Taricanus truquii* Thomson, 1868a: 74** (Fig. 119a, b)

Holotype, male

Type locality. Mexico

***Touroultia lordi* Nearn and Tavakilian, 2012a: 8** (Fig. 120a, b)

Holotype, male

Type locality. French Guiana, Piste Coralie, pk 12

***Trachysomus buquetii* Thomson, 1858: 386** (Fig. 121a, b)

Lectotype, female

Type locality. Brazil

Remarks. This species was described from a series of syntype specimens. This specimen is herein designated as the lectotype in order to stabilize the taxonomy and facilitate further identifications of this species.

***Trachysomus camelus* Buquet, 1852b: 352** (Fig. 122a, b)

Holotype, female

Type locality. French Guiana, Cayenne

Remarks. The locality stated on the specimen label (Fig. 122b) indicates “Essequebo,” which may refer to Essequibo River, Guyana. Although the locality indicated in the original description (Cayenne) does not match the text on the specimen label, we consider this specimen the holotype for the following reasons: the specimen in Fig. 122a bears two labels indicating it is the “type” and the specimen closely matches Buquet’s original description, including length (25 mm) and width (11 mm) measurements.

***Trachysomus dromedarius* Buquet, 1852b: 353** (Fig. 123a, b)

Holotype, female

Type locality. Colombia

Current name. *Trachysomus thomsoni* Aurivillius, 1923

***Trachysomus elephas* Buquet, 1852b: 351** (Fig. 124a, b)

Holotype, female

Type locality. Brazil

Current name. *Trachysomus verrucosus* (Olivier, 1795)

***Trachysomus gibbosus* Buquet, 1852b: 354** (Fig. 125a, b)

Holotype, male

Type locality. Brazil

***Trachysomus peregrinus* Thomson, 1858: 387** (Fig. 126a, b)

Holotype, male

Type locality. Brazil

***Trachysomus santarensis* Bates, 1865b: 174** (Fig. 127a, b)

Holotype, female

Type locality. Brazil, Pará, Santarém

Remarks. Red holotype label added by the authors of this work.

***Trachytoxus scabrosus* Thomson, 1868a: 72** (Fig. 128a, b)

Holotype, male

Type locality. French Guiana, Cayenne

Current name. *Cydros leucurus* Pascoe, 1866

***Trestoncideres santossilvai* Nearns and Tavakilian, 2012a: 15** (Fig. 129a, b)

Holotype, male

Type locality. French Guiana, Piste de Belizon, pk 24

***Trestonia coarctata* Bates, 1865c: 312** (Fig. 130a, b)

Lectotype, female

Type locality. Brazil, Amazonas, Tefé (previously Ega)

Current name. *Cylicasta coarctata* (Bates, 1865)

Remarks. This species was described from a series of syntype specimens. This specimen is herein designated as the lectotype in order to stabilize the taxonomy and facilitate further identifications of this species.

***Trestonia forticornis* Buquet, 1859: 46** (Fig. 131a, b)

Holotype, male

Type locality. French Guiana, Cayenne

***Trestonia fulgurata* Buquet, 1859: 48** (Fig. 132a, b)

Holotype, female

Type locality. Guadeloupe

***Trestonia mniszechii* Buquet, 1859: 48** (Fig. 133a, b)

Holotype, female

Type locality. Brazil, Rio de Janeiro

Current name. *Chitron mniszechii* (Buquet, 1859)

***Trestonia ramuli* Bates, 1865c: 311** (Fig. 134a, b)

Lectotype, female

Type locality. Brazil, Amazonas, Tefé (previously Ega)

Current name. *Leus ramuli* (Bates, 1865)

Remarks. This species was described from a series of syntype specimens. This specimen is herein designated as the lectotype in order to stabilize the taxonomy and facilitate further identifications of this species.

***Trestonia signifera* Buquet, 1859: 49** (Fig. 135a, b)

Holotype, male

Type locality. Guadeloupe

***Trestonia solangeae* Nearns and Tavakilian, 2012b: 18** (Fig. 136a, b)

Holotype, male

Type locality. Bolivia, Cochabamba

***Trestonia terminata* Buquet, 1859: 47** (Fig. 137a, b)

Lectotype, female

Type locality. French Guiana, Cayenne

Current name. *Cylicasta terminata* (Buquet, 1859)

Remarks. This species was described from a series of syntype specimens. This specimen is herein designated as the lectotype in order to stabilize the taxonomy and facilitate further identifications of this species.

***Tybalmia tetrops* Bates, 1872: 201** (Fig. 138a, b)

Holotype, female

Type locality. Peru, Pebas

Remarks. Red holotype label added by the authors of this work.

***Xylomimus baculus* Bates, 1865c: 308** (Fig. 139a, b)

Holotype, female

Type locality. Brazil, Pará, Tapajós

Notes on Additional Onciderini Thomson, 1860

***Clytemnestra tumulosa* Thomson, 1860: 113**

Syntypes

Type locality. Brazil

Current name. *Hypselomus cristatus* Perty, 1832

Remarks. This species was described from a series of syntype specimens. The syntype specimens are not found in MNHN collection and are presumed to be lost.

***Eudesmus nicaraguensis* Breuning, 1958a: 35**

Holotype, male

Type locality. Nicaragua, Chontales

Remarks. Breuning (1958) indicated that the holotype specimen was in the René Oberthür collection at the MNHN, but the specimen is not found and is presumed to be lost.

***Hypsioma omoplata* Lacordaire, 1872: 676**

Syntype, female

Type locality. Brazil

Current name. *Lesbates acromii* (Dalman, 1823)

Remarks. Lacordaire (1872) did not indicate the number of specimens studied in his description of this species. An illustration of a male specimen of this species was provided by Lacordaire (1876, Pl. 104, Fig. 5). A single female specimen was found in the MNHN collection which matches the figure provided by Lacordaire, except for the length of the antennae and the size of the antennal tubercles. We consider this specimen a syntype.

***Hypsioma prodigiosa* Thomson, 1868a: 45** (Fig. 140a, b)

Holotype

Type locality. Brazil

Current name. *Typhlocerus prodigiosus* (Thomson, 1868)

Remarks. No specimens of this species are found in MNHN collection and the holotype is presumed to be lost. A neotype specimen deposited at the USNM has been designated by Lingafelter et al. (2014).

***Jamesia papulenta* Thomson, 1868a: 43**

Syntypes

Type locality. Colombia

Remarks. This species was described from a series of syntype specimens. The syntype specimens are not found in MNHN collection and are presumed to be lost.

***Oncideres dignus* Bates, 1865b: 178**

Holotype, male

Type locality. Brazil, Amazonas, Tefé (previously Ega)**Current name.** *Oncideres digna* Bates, 1865**Remarks.** The type specimen is not found in MNHN or BMNH collections and is presumed to be lost.***Oncideres fabricii* Thomson, 1868a: 78**

Holotype, female

Type locality. Brazil, Pará**Current name.** *Oncideres cephalotes* Bates, 1865**Remarks.** Fragoso and Lane (1970) presented a photograph of a male specimen and indicated it was Thomson's type (their Fig. 6). However, the holotype specimen is not found in MNHN collection and is presumed to be lost.***Oncideres mydas* Lucas, 1859: 190**

Holotype, male

Type locality. Brazil**Current name.** *Tybalma mydas* (Lucas, 1859)**Remarks.** The type specimen is not found in MNHN collection and is presumed to be lost.***Oncideres ocularis* var. *argus* Thomson, 1868a: 83**

Holotype

Type locality. Brazil**Remarks.** Thomson makes no mention of gender or measurements in describing this variation. The holotype specimen is not found in the MNHN collection and is presumed to be lost.***Oncideres pulchellus* Bates, 1865b: 178**

Holotype, female

Type locality. Brazil, Amazonas, Tefé (previously Ega)**Current name.** *Oncideres pulchella* Bates, 1865**Remarks.** The type specimen is not found in the MNHN or BMNH collections and is presumed to be lost.**Acknowledgments**

We greatly appreciate assistance from Thierry Deuve, Antoine Mantilleri, and Azadeh Taghavian (MNHN). We also thank Maxwell V. L. Barclay, Beulah Garner, Michael Geiser, and Roger Booth (BMNH). Miguel A. Monné (Museu Nacional, Universidade Federal do Rio de Janeiro, Rio de Janeiro, Brazil), Antonio Santos-Silva (Museu de Zoologia, Universidade de São Paulo, São Paulo, Brazil), and Steven W. Lingafelter (Systematic Entomology Lab, USNM) provided helpful comments to a previous version of this manuscript. For funding and support of this research we thank Terrence W. Walters and Amanda J. Redford (U.S. Department of Agriculture / Animal and Plant Health Inspection Service), Kelly B. Miller (University of New Mexico, NM, USA), Nathan P. Lord (Brigham Young University, UT, USA), and Jennifer M. Zaspel (Purdue University, IN, USA).

Literature Cited

- Audinet-Serville, J. -G. 1835.** Nouvelle classification de la famille des Longicornes 3ème Tribu, Lamiaires, Lamiaires. Annales de la Société Entomologique de France, Paris (1)4: 5–100.
- Bates, H. W. 1865a.** X. Contributions to an Insect Fauna of the Amazons Valley. Coleoptera: Longicornes. The Annals and Magazine of Natural History 3(16)92: 101–113.
- Bates, H. W. 1865b.** XXII. Contributions to an Insect Fauna of the Amazons Valley. Coleoptera: Longicornes. The Annals and Magazine of Natural History 3(16)93: 167–182.


- Bates, H. W. 1865c.** XXXIV. Contributions to an Insect Fauna of the Amazons Valley. Coleoptera: Longicornes. The Annals and Magazine of Natural History 3(16)95: 308–314.
- Bates, H. W. 1866.** III. Contributions to an Insect Fauna of the Amazons Valley. Coleoptera: Longicornes. The Annals and Magazine of Natural History 17(3): 31–42.
- Bates, H. W. 1869.** XXV. New species of Coleoptera from Chontales, Nicaragua. The Transactions of the Entomological Society of London 1869: 383–389.
- Bates, H. W. 1872.** On the longicorn Coleoptera of Chontales, Nicaragua. The Transactions of the Entomological Society of London 1872: 163–238.
- Bates, H. W. 1885.** Supplement to Longicornia. Biologia Centrali-Americana, Insecta, Coleoptera 5: 249–436.
- Blanchard, C. E. 1847.** Insectes de L'Amérique méridionale (le Brésil, la république orientale de l'Uruguay, la république Argentine, la Patagonie, la république du Chili, la république de Bolivie, la république du Pérou), exécuté pendant les années 1826, 1827, 1828, 1829, 1830, 1831, 1832 et 1833, par Alcide d'Orbigny. P. Bertrand; Paris. Veuve Levrault; Strasbourg. Insectes 6(2): 105–222.
- Breuning, S. 1940.** Novae species Cerambycidarum. IX. Folia Zoologica et Hydrobiologica 10(1): 115–214.
- Breuning, S. 1958a.** Nouveaux Lamiaires du Muséum national d'Histoire naturelle (3e note) [Col. Cerambycidae] (suite et fin) Bulletin de la Société Entomologique de France 63(1–2): 31–37.
- Breuning, S. 1958b.** Catalogue des Lamiaires du Monde (Col. Céramb.). Verlag des Museums G. Frey, Tutzing bei München (1): 1–48.
- Breuning, S. 1959.** Catalogue des Lamiaires du Monde (Col. Céramb.) 2. Lieferung. Tuntzing bei München, Museum G. Frey: 49–107.
- Breuning, S. 1960.** Catalogue des Lamiaires du Monde (Col. Céramb.). Verlag des Museums G. Frey, Tutzing bei München (3): 109–182.
- Breuning, S. 1961a.** Catalogue des Lamiaires du Monde (Col. Céramb.). Verlag des Museums G. Frey, Tutzing bei München (4): 183–284.
- Breuning, S. 1961b.** Catalogue des Lamiaires du Monde. Verlag des Museums G. Frey, Tutzing bei München (5): 287–382.
- Breuning, S. 1962.** Catalogue des Lamiaires du Monde (Col. Céramb.). Verlag des Museums G. Frey, Tutzing bei München, (6): 387–459.
- Breuning, S. 1963.** Catalogue des Lamiaires du Monde (Col. Céramb.). Verlag des Museums G. Frey, Tutzing bei München (7): 463–555.
- Breuning, S. 1966.** Catalogue des Lamiaires du Monde (Col. Céramb.). Verlag des Museums G. Frey, Tutzing bei München (9): 659–765.
- Breuning, S. 1967.** Catalogue des Lamiaires du Monde (Col. Céramb.). Verlag des Museums G. Frey, Tutzing bei München (10): 771–864.
- Breuning, S. 1969.** Catalogue des Lamiaires du Monde (Col. Céramb.). Index Spezies, Subspecies, Varietates. Museums G. Frey, Tutzing bei München (11): 865–1069.
- Buquet, J. B. L. 1852a.** Notice sur le genre *Eudesmus*, de l'ordre des Coléoptères. Revue et Magasin de Zoologie (2)4: 343–345.
- Buquet, J. B. L. 1852b.** Notice monographique sur le genre *Trachysomus*, de la tribu des lamiaires, suivie de la description de cinq espèces nouvelles de Criodions. Annales de la Société Entomologique de France (2)10: 349–358.
- Buquet, J. B. L. 1859.** Notice monographique sur un genre nouveau de coleopteres de la famille des cerambycides (longicornes). Arcana Naturae 1: 45–49.
- Cambeftort, Y. 2006.** Des coléoptères, des collections et des hommes. Publications Scientifiques du Muséum national d'Histoire naturelle; Paris. 375 p.
- Dillon, L. S., and E. S. Dillon. 1945.** The tribe Onciderini (Coleoptera: Cerambycidae) Part I. Reading, Scientific Publications, Reading Public Museum and Art Gallery, 5: 1–186.
- Dillon, L. S., and E. S. Dillon. 1946.** The tribe Onciderini (Coleoptera: Cerambycidae) Part II. Reading, Scientific Publications, Reading Public Museum and Art Gallery, 6: 189–413.
- Fairmaire, L., and P. Germain. 1859.** Révision des Coléoptères du Chili, (suite). Annales de la Société Entomologique de France 7(3): 483–532.

- Fleutiaux, E., and A. Sallé. 1889.** Liste des Coléoptères de la Guadeloupe et descriptions d'espèces nouvelles. *Annales de la Société Entomologique de France* (6)9: 351–484.
- Fragoso, S. A., and F. Lane. 1970.** Notas sinonímicas sobre o gèn. *Oncideres* Serville, 1835 (Coleoptera, Cerambycoidea, Lamiidae). *Atas da Sociedade de Biologia* 14(1–2): 33–37.
- Guérin-Ménéville, F. E. 1844.** Iconographie du Règne Animal de G. Cuvier, ou représentation d'après nature de l'une des espèces les plus remarquables et souvent non encore figurées, de chaque genre d'animaux. Avec un texte descriptif mis au courant de la Science. *Insectes*. J. B. Baillière; Paris. 7: i–iv + 5–576.
- Lacordaire, J. T. 1872.** Histoire Naturelle des Insectes. Genera des Coléoptères ou exposé méthodique et critique de tous les genres proposés jusqu'ici dans cet ordre d'insectes. Famille LXVIII. Longicornes. (suite). Sous-famille III. Lamiides. *Librairie Encyclopédique de Roret* 9(2): 411–930.
- Lacordaire, J. T. 1876.** Histoire Naturelle des Insectes. Genera des Coléoptères ou exposé méthodique et critique de tous les genres proposés jusqu'ici dans cet Ordre d'Insectes. *Librairie Encyclopédique de Roret*. Atlas 10: 29–47, 134 pls.
- Lameere, A. A. L. 1893.** Voyage de M. E. Simon au Venezuela (Décembre 1887 - Avril 1888) 23 éme Mémoire. Longicornes. *Annales de la Société Entomologique de France* 62: 273–280.
- LeConte, J. L. 1852.** An attempt to classify the Longicorn Coleoptera of the part of America north of Mexico. *Journal of the Academy of Natural Sciences of Philadelphia* (2)2: 139–178.
- Lingafelter, S. W., E. H. Nearns, G. L. Tavakilian, M. A. Monné, and M. Biondi. 2014.** Longhorned Woodboring Beetles (Coleoptera: Cerambycidae and Disteniidae): Primary Types of the Smithsonian Institution. *Smithsonian Institution Scholarly Press*; Washington, DC. 390 p.
- Lucas, P. H. 1859.** *In* Animaux nouveaux ou rares recueillis pendant l'exp. dans les parties centr. de l'Amér. du Sud, de R. de Janeiro à Lima, et de Lima au Para, exécutée par ordre du Gouv. français pendant les années 1843 à 1847, sous la direction de Comte F. de Castelnau *Entomologie*. P. Bertrand; Paris [1857]: 204 p.
- Monné, M. A. 2005.** Catalogue of the Cerambycidae (Coleoptera) of the Neotropical Region. Part II. Subfamily Lamiinae. *Zootaxa* 1023: 1–760.
- Monné, M. A. 2012.** Catalogue of the type-species of the genera of the Cerambycidae, Disteniidae, Oxypeltidae and Vesperidae (Coleoptera) of the Neotropical Region. *Zootaxa* 3213: 1–183.
- Monné, M. A. 2015.** Catalogue of the Cerambycidae (Coleoptera) of the Neotropical Region. Part II. Subfamily Lamiinae. Available from: <http://www.cerambyxcat.com/> (Accessed on 30/05/2015).
- Nearns, E. H., and R. A. Androw. 2013.** Onciderini Thomson, 1860 (Coleoptera: Cerambycidae: Lamiinae) holotypes of the Carnegie Museum of Natural History (CMNH), with a brief history of the Coleoptera collection. *Insecta Mundi* 0316: 1–13.
- Nearns, E. H., and I. P. Swift. 2011.** New taxa and combinations in Onciderini Thomson, 1860 (Coleoptera: Cerambycidae: Lamiinae). *Insecta Mundi* 0192: 1–27.
- Nearns, E. H., and G. L. Tavakilian. 2012a.** New taxa and combinations in Onciderini Thomson, 1860 (Coleoptera: Cerambycidae: Lamiinae) from Central and South America, with notes on additional taxa. *Insecta Mundi* 0231: 1–24.
- Nearns, E. H., and G. L. Tavakilian. 2012b.** A new genus and five new species of Onciderini Thomson, 1860 (Coleoptera: Cerambycidae: Lamiinae) from South America, with notes on additional taxa. *Insecta Mundi* 0266: 1–23.
- Nearns, E. H., and G. L. Tavakilian. 2015.** Seven new species of *Oncideres* Lacordaire, 1830 (Coleoptera: Cerambycidae: Lamiinae: Onciderini) from South America, with notes on additional taxa. *Arquivos de Zoologia* 46(7): 87–113.
- Nearns, E. H., N. P. Lord, and K. B. Miller. 2011.** Oncid ID: Tool for diagnosing adult twig girdlers (Cerambycidae: Lamiinae: Onciderini). The University of New Mexico and Center for Plant Health Science and Technology, USDA, APHIS, PPQ. Available from: <http://cerambycids.com/OncidID/> (Accessed on 06/2015).
- Nearns, E. H., M. V. L. Barclay, and G. L. Tavakilian. 2014.** Onciderini Thomson, 1860 (Coleoptera: Cerambycidae: Lamiinae) types of The Natural History Museum (BMNH). *Zootaxa* 3857(2): 261–274.
- Olivier, G. -A. 1795.** *Entomologie ou Histoire Naturelle des Insectes, avec leurs caractères génériques et spécifiques, leur description, leur synonymie et leur figure enluminée. Coléoptères*. Imprimerie de Lanneau, Paris 4: 1–519.


- Perty, J. A. M. 1832.** De insectorum in America meridionali habitantium vitae genere, moribus ac distributione geographica observationes nonnullae. In *Delectus animalium articulorum quae in itinere per Brasiliam annis MDCCCXVII-MDCCCXX jussu et auspiciis Maximiliani Joseph I, Bavariae regis augustissimi peracto collegerunt Dr. J. B. de Spix et Dr. C. F. Ph. de Martius*: 61–124.
- Tavakilian, G. L., and H. Chevillotte. 2015.** Titan: base de données internationales sur les Cerambycidae ou Longicornes. Version 3.0. Available from: <http://lis-02.snv.jussieu.fr/titan/> (Accessed on 30/05/2015).
- Thomson, J. 1857.** Diagnoses de cérambycides nouveaux ou peu connus de ma collection qui seront décrits prochainement. *Archives Entomologiques*, 1: 169–194.
- Thomson, J. 1858.** Synopsis du genre *Trachysomus*. *Archives Entomologiques*, 1: 384–387.
- Thomson, J. 1860–1861.** Essai d'une classification de la famille des cérambycides et matériaux pour servir à une monographie de cette famille; Paris. 404 p.
- Thomson, J. 1868a.** Révision du groupe des oncidérites (Lamites, cérambycides, coléoptères). *Physis Recueil d'Histoire Naturelle* 2(5): 41–92.
- Thomson, J. 1868b.** XVII. Note rectificative. *Physis Recueil d'Histoire Naturelle* 2(6): 201.
- Villiers, A. 1980.** Coléoptères Cerambycidae des Petites Antilles. Nouveaux genres, nouvelles espèces. Désignation de types. (Troisième note). *Revue Française d'Entomologie (N. S.)* 2(2): 86–98.
- von Hayek, C. M. F. 1989.** A short biography of the entomologist James Thomson and the dates of publication of the *Archives Entomologiques*, *Arcana Naturae*, *Monographie des Cicindélides*, *Musée Scientifique* and *Physis*. *Archives of Natural History* 16: 81–99.

Received May 31, 2015; Accepted June 5, 2015.

Review Editor Paul E. Skelley.



Figures 109–114. Six species of Onciderini. **109)** *Oncideres voetii* Thomson (a, dorsal habitus; b, labels). **110)** *Periergates badeni* Bates (a, dorsal habitus; b, labels). **111)** *Peritrox denticollis* Bates (a, dorsal habitus; b, labels). **112)** *Peritrox marcelae* Nearns and Tavakilian (a, dorsal habitus; b, labels). **113)** *Plerodia pygmaea* Thomson (a, dorsal habitus; b, labels). **114)** *Plerodia singularis* Thomson (a, dorsal habitus; b, labels).



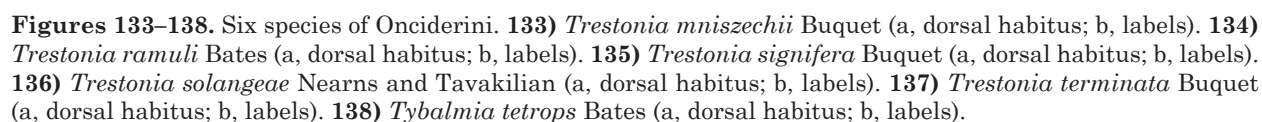
Figures 115–120. Six species of Onciderini. 115) *Plerodia spuria* Thomson (a, dorsal habitus; b, labels). 116) *Psyllotoxus dalensi* Nearn and Tavakilian (a, dorsal habitus; b, labels). 117) *Psyllotoxus faurei* Nearn and Tavakilian (a, dorsal habitus; b, labels). 118) *Psyllotoxus griseocinctus* Thomson (a, dorsal habitus; b, labels). 119) *Taricanus truquii* Thomson (a, dorsal habitus; b, labels). 120) *Touroultia lordi* Nearn and Tavakilian (a, dorsal habitus; b, labels).



Figures 121–126. Six species of Onciderini. **121)** *Trachysomus buquetii* Thomson (a, dorsal habitus; b, labels). **122)** *Trachysomus camelus* Buquet (a, dorsal habitus; b, labels). **123)** *Trachysomus dromedarius* Buquet (a, dorsal habitus; b, labels). **124)** *Trachysomus elephas* Buquet (a, dorsal habitus; b, labels). **125)** *Trachysomus gibbosus* Buquet (a, dorsal habitus; b, labels). **126)** *Trachysomus peregrinus* Thomson (a, dorsal habitus; b, labels).



Figures 127–132. Six species of Onciderini. 127) *Trachysomus santarensis* Bates (a, dorsal habitus; b, labels). 128) *Trachytoxus scabrosus* Thomson (a, dorsal habitus; b, labels). 129) *Trestoncideres santossilvai* Nearn and Tavakilian (a, dorsal habitus; b, labels). 130) *Trestonia coarctata* Bates (a, dorsal habitus; b, labels). 131) *Trestonia forticornis* Buquet (a, dorsal habitus; b, labels). 132) *Trestonia fulgurata* Buquet (a, dorsal habitus; b, labels).





Figures 139–143. Two species of Onciderini and examples of the MNHN Coleoptera collection. **139)** *Xylomimus baculus* Bates (a, dorsal habitus; b, labels). **140)** *Hypsioma prodigiosa* Thomson (a, dorsal habitus; b, labels). **141)** Example of boxes in the MNHN collection. **142)** Example of Onciderini types in box. **143)** Example of Thomson's original collection boxes.

