

1-26-2018

The Trichoptera of Panama V. Descriptions of new species, new country records, and a synonymy

Brian J. Armitage

Instituto Conmemorativo Gorgas de Estudio de la Salud, tobikera89@gmail.com

Steven C. Harris

Clarion University, sharris@clarion.edu

Follow this and additional works at: <https://digitalcommons.unl.edu/insectamundi>



Part of the [Ecology and Evolutionary Biology Commons](#), and the [Entomology Commons](#)

Armitage, Brian J. and Harris, Steven C., "The Trichoptera of Panama V. Descriptions of new species, new country records, and a synonymy" (2018). *Insecta Mundi*. 1098.

<https://digitalcommons.unl.edu/insectamundi/1098>

This Article is brought to you for free and open access by the Center for Systematic Entomology, Gainesville, Florida at DigitalCommons@University of Nebraska - Lincoln. It has been accepted for inclusion in Insecta Mundi by an authorized administrator of DigitalCommons@University of Nebraska - Lincoln.

INSECTA MUNDI

A Journal of World Insect Systematics

0604

The Trichoptera of Panama V. Descriptions of new species,
new country records, and a synonymy

Brian J. Armitage

Instituto Conmemorativo Gorgas de Estudio de la Salud
Ave. Justo Arosemena y Calle 35
Apartado Postal No 0816-02593
Panamá, Republic of Panamá

Steven C. Harris

Department of Biology and Geosciences
Clarion University
Clarion, PA 16214 USA

Date of issue: January 26, 2018

Brian J. Armitage and Steven C. Harris

The Trichoptera of Panama V. Descriptions of new species, new country records, and a synonymy

Insecta Mundi 0604: 1–11

ZooBank Registered: urn:lsid:zoobank.org:pub:126BE4BC-A091-4826-88C8-563361E307F9

Published in 2018 by

Center for Systematic Entomology, Inc.

P.O. Box 141874

Gainesville, FL 32614-1874 USA

<http://centerforsystematicentomology.org/>

Insecta Mundi is a journal primarily devoted to insect systematics, but articles can be published on any non-marine arthropod. Topics considered for publication include systematics, taxonomy, nomenclature, checklists, faunal works, and natural history. *Insecta Mundi* will not consider works in the applied sciences (i.e. medical entomology, pest control research, etc.), and no longer publishes book reviews or editorials. *Insecta Mundi* publishes original research or discoveries in an inexpensive and timely manner, distributing them free via open access on the internet on the date of publication.

Insecta Mundi is referenced or abstracted by several sources, including the Zoological Record and CAB Abstracts. *Insecta Mundi* is published irregularly throughout the year, with completed manuscripts assigned an individual number. Manuscripts must be peer reviewed prior to submission, after which they are reviewed by the editorial board to ensure quality. One author of each submitted manuscript must be a current member of the Center for Systematic Entomology.

Guidelines and requirements for the preparation of manuscripts are available on the *Insecta Mundi* website at <http://centerforsystematicentomology.org/insectamundi/>

Chief Editor: David Plotkin, insectamundi@gmail.com

Assistant Editor: Paul E. Skelley, insectamundi@gmail.com

Head Layout Editor: Robert G. Forsyth

Editorial Board: J. H. Frank, M. J. Paulsen, Michael C. Thomas

Review Editors: Listed on the *Insecta Mundi* webpage

Printed copies (ISSN 0749-6737) annually deposited in libraries

CSIRO, Canberra, ACT, Australia

Museu de Zoologia, São Paulo, Brazil

Agriculture and Agrifood Canada, Ottawa, ON, Canada

The Natural History Museum, London, UK

Muzeum i Instytut Zoologii PAN, Warsaw, Poland

National Taiwan University, Taipei, Taiwan

California Academy of Sciences, San Francisco, CA, USA

Florida Department of Agriculture and Consumer Services, Gainesville, FL, USA

Field Museum of Natural History, Chicago, IL, USA

National Museum of Natural History, Smithsonian Institution, Washington, DC, USA

Zoological Institute of Russian Academy of Sciences, Saint-Petersburg, Russia

Electronic copies (Online ISSN 1942-1354, CDROM ISSN 1942-1362) in PDF format

Printed CD or DVD mailed to all members at end of year. Archived digitally by Portico.

Florida Virtual Campus: <http://purl.fcla.edu/fcla/insectamundi>

University of Nebraska-Lincoln, Digital Commons: <http://digitalcommons.unl.edu/insectamundi/>

Goethe-Universität, Frankfurt am Main: <http://nbn-resolving.de/urn/resolver.pl?urn:nbn:de:hebis:30:3-135240>

Copyright held by the author(s). This is an open access article distributed under the terms of the Creative Commons, Attribution Non-Commercial License, which permits unrestricted non-commercial use, distribution, and reproduction in any medium, provided the original author(s) and source are credited. <http://creativecommons.org/licenses/by-nc/3.0/>

Layout Editor for this article: Robert G. Forsyth

The Trichoptera of Panama V. Descriptions of new species, new country records, and a synonymy

Brian J. Armitage

Instituto Conmemorativo Gorgas de Estudio de la Salud
Ave. Justo Arosemena y Calle 35
Apartado Postal N° 0816-02593
Panamá, Republic of Panamá
tobikera89@gmail.com

Steven C. Harris

Department of Biology and Geosciences
Clarion University
Clarion, PA 16214 USA
sharris@clarion.edu

Abstract. The Río Chiriqui basin is one of 52 major watershed areas, or cuencas, in the Republic of Panama. It occurs in western Panama, discharges into the Pacific Ocean, and includes portions of Volcán Barú on its northern extent. The Río Caldera occupies the northernmost subbasin of this basin. Two of its tributaries, Quebrada Grande and Quebrada Jaramillo, occur in close proximity and on opposite sides, and have different recent geologic histories and current land use patterns. During the course of investigating the caddisfly fauna of these two drainages, three new species of the microcaddisfly genus *Neotrichia* Morton (Trichoptera: Hydroptilidae) were identified: *N. collierorum* and *N. anzuelo* from Quebrada Jaramillo and *N. tatianae* from Quebrada Grande. These are described and figured herein. We also add one new genus (*Rhyacopsyche* Mueller) and five new country records (*Hydroptila paschia* Mosely, *Metrichia ancora* Bueno-Soria and Holzenthal, *Ochrotrichia jolandae* Bueno-Soria and Holzenthal, *Rhyacopsyche obliqua* Flint, and *Chimarra (Curgia) maritza* Flint) for Panama. Finally, we designate *Ochrotrichia abrelata* Harris and Armitage, 2015 as a junior synonym of *Ochrotrichia jolandae* Bueno-Soria and Holzenthal, 2008. This synonymy and the newly recorded species and country records increase Panama's known trichopteran fauna to 350 species, distributed among 15 families and 52 genera.

Key words. Hydroptilidae, *Neotrichia*, cuenca, watersheds, drainages.

Introduction

The Río Chiriqui basin, one of 52 major basins (cuencas) in Panama, has a Pacific Ocean drainage and is located in western Panama. The Río Caldera, the northernmost subbasin in this cuenca, forms the eastern extent of historic volcanic eruption products (lahars, lava flows, debris-avalanche deposits) of Volcán Barú (Sherrod et al. 2008). Tributaries of the Río Caldera to the west of the main channel tend to have linear watersheds consistent with their origins from the steep slopes of the volcano, whereas tributaries to the east have a more typical dendritic pattern. The Río Caldera's drainage area is 14,325 ha (143.3 km²), representing 7.5% of the total Río Chiriqui basin. The subbasin has an altitude ranging from 675 up to 3302 m (Anonymous 1995).

As part of a larger effort to characterize the caddisfly fauna of Panama and to determine their distribution patterns, two drainages (Fig. 1–4) were studied over a two-year period, both of which are in close proximity to Boquete, north of David, Panama. One, Quebrada Grande (Big Creek), is located west of the mainstem of the Río Caldera. The second, Quebrada Jaramillo (Jaramillo Creek), is located east of the mainstem, and slightly south of the first. Previously, 12 new country records were identified (Armitage et al. 2016) from Quebrada Jaramillo and eight new species to science and eight new country records from the Quebrada Grande (Armitage et al. 2015b; Harris and Armitage 2015). The purpose of this paper is to describe three new species of microcaddisflies which were found in these two drainages, document a new genus and five new country records for Panama, and synonymize a species previously described from Quebrada Grande.

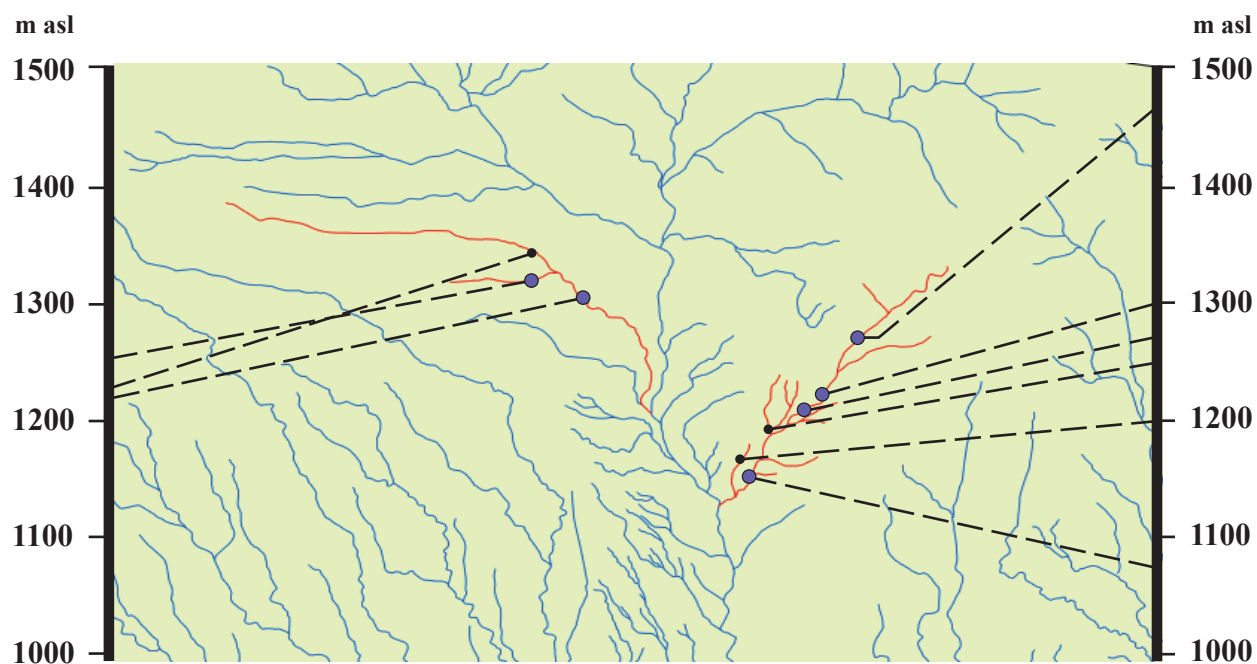
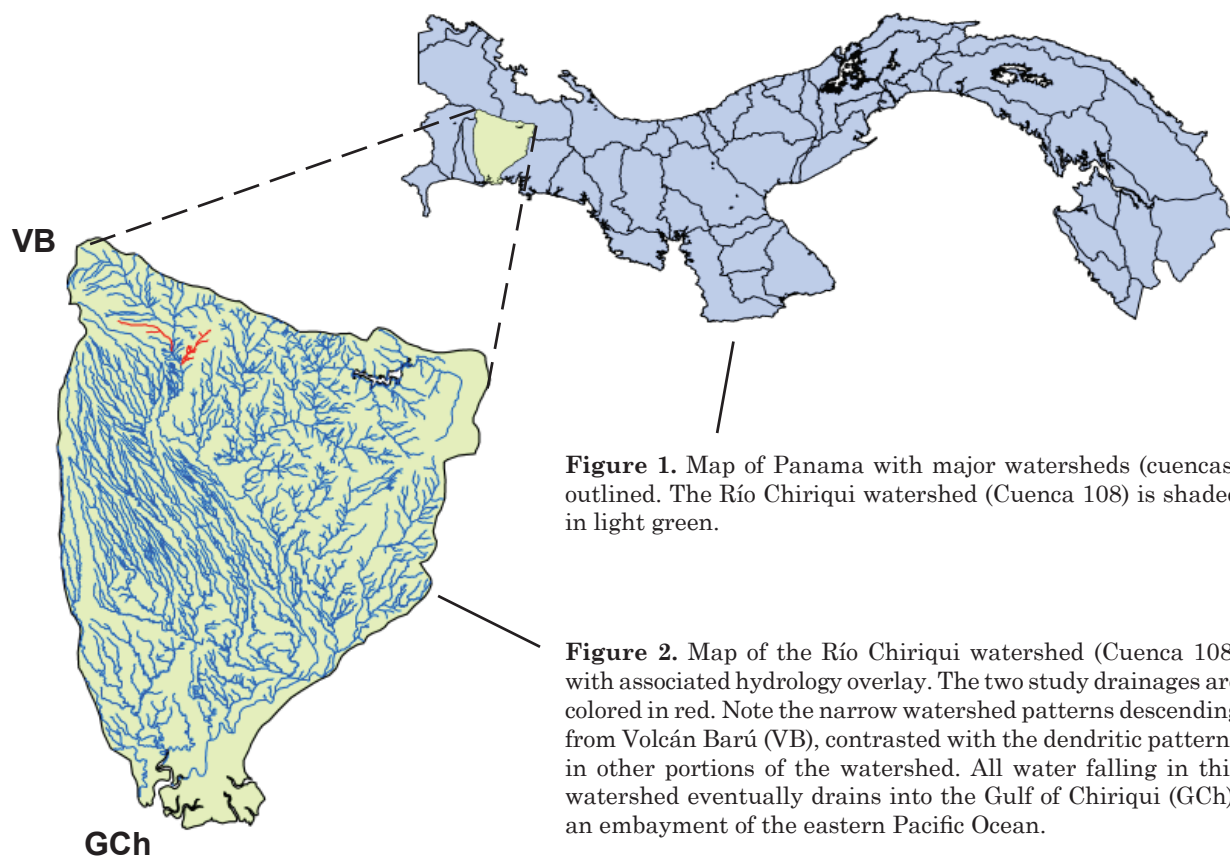




Figure 4. Habitat photographs of Quebrada Grande. **A)** Mainstream, adjacent to Hole No. 2. **B)** Tributary waterfall area) and Quebrada Jaramillo. **C)** Upstream view from Alto Jaramillo Road bridge. **D)** Downstream location above Centro Jaramillo Road bridge). Photos by Tatiana Arefina-Armitage.

Materials and Methods

Single-night collections were made using UV light and alcohol traps (Calor and Mariano 2012) in Quebradas Grande and Jaramillo. Adults, primarily males, were sorted to family and genus, and then identified to species under a Wild M-5 dissecting scope. For many individuals, the abdomens were cleared by soaking in a 4% KOH solution for a 12-hour period, so that reproductive structures could be better observed. Holotypes of new species will be deposited in the Colección Zoológica Dr. Eustorgio Méndez (COZEM) of the Instituto Conmemorativo Gorgas de Estudio de la Salud (Gorgas Institute). COZEM was recently approved by the Ministerio Ambiente as an official repository for biological specimens in Panama. Paratypes will either be deposited with COZEM or placed in the first author's reference collection (BJA) to assist with future identifications.

Results

During the course of this study, we identified three species that were new to science (*Neotrichia anzuelo* and *N. collierorum* from Quebrada Jaramillo; and, *N. tatianae* from Quebrada Grande). We also identified one new genus for Panama (*Rhyacopsyche*) and five new country records, including four from Quebrada Grande and one from Quebrada Jaramillo. These are described or recorded herein. We also uncovered a misidentification stemming from previous work in the Quebrada Grande drainage, to wit the recently described *Ochrotrichia abrelata* Harris and Armitage, 2015 was found to be identical with *Ochrotrichia jolandae* Bueno-Soria and Holzenthal, 2008. Therefore, we designate *O. abrelata* as a junior synonym of *O. jolandae*.

A. New species:

Neotrichia anzuelo Armitage and Harris, new species

Fig. 5

Description. Holotype male. Length 1.6–1.8 mm, 18 antennal segments, brown in alcohol. Abdominal segment VIII annular. Segment IX incomplete dorsolaterally and fused with segment X, bearing dorsal setal-bearing lobe, medially rounded posteriorly, anteriorly with ventromedial lobe; dorsally narrowing posteriorly, setal-bearing lobes laterally; in ventral view deeply incised on posterior margin, concave anterior margin. Tergite X narrow, with pair of short, symmetrical, horns distally, basally fused with segment IX with pair of setal-bearing lobes laterally; in lateral view apical horn short, tapering distally. Subgenital plate in lateral view narrow with 3-pronged apex, lowermost process elongate and projecting downward, upper process about half-length of lower, bearing elongate seta basally; in ventral view tapering distally with three short apical lobes, pair of subapical lateral wings bearing elongate setae. Bracteoles bifid, dorsal branch twice as long as ventral branch, each bearing short setae apically. Inferior appendages thin and tapering distally, extending beyond tergite X; in ventral view elongate and thin, sharply tapering subbasally, sinuate on lateral margins, mesally with narrow, tapering processes bearing stout apical seta. Phallus tubular in lateral view, constricted at mid-length and bearing thin paramere encircling shaft, apex narrowing to thin, upturned hook, ejaculatory duct ending subapically.

Female. Unknown.

Type material. Holotype, male—PANAMA, Chiriquí Province, Cuenca 108, Quebrada Jaramillo, Jaramillo Centro Road bridge, 8.75454°N, 82.41848°W, 1075 m, 14 December 2015, B. and T. Armitage (COZEM). **Paratypes**—ibid., Río Caldera, Boquete, Wilson Bridge, road to Lucero, 8.74228°N, 82.42160°W, 18 November 2015, B. and T. Armitage, 1 male (COZEM); Río Chirigagua, C108, SSE Guayabal, 8.64102°N, 82.55780°W, 737 m, Coll. COZEM, 19 June 2015, 27 males (COZEM); Río Brazo Prieto, C108, E. Guayabal, 797 m, 8.65683°N, 82.56153°W, Coll. COZEM, 19 June 2015, 2 males (BJA); Primer Brazo del Río David, C108-Ruta 103, Potrerillos Arriba, 8.64414°N, 82.49408°W, 696 m, Coll. COZEM, 21 May 2015, 1 male (BJA).

Etymology. Spanish (masculine gender only), “fish hook”, referring to the hook-like phallus apex.

Remarks. *Neotrichia anzuelo* is a member of the canixa Group of Keth et al. (2015) based on the apical horns of the tenth tergite and the bifid bracteoles, both characteristic of the group. The new species is most similar to *N. tauricornis* Malicky, which occurs on several Caribbean islands, Colombia, and Panama, in the short, symmetrical “horns” of the tenth tergite, and the 3-pronged apex of the subgenital plate. It differs from *N. tauricornis* in the structure of the bracteoles, with the dorsal branch longer than the ventral, the elongate inferior appendages, and the configuration of the phallus apex.

Neotrichia collierorum Armitage and Harris, new species

Fig. 6

Description: Holotype male. Length 2.1–2.3 mm, 18 antennal segments, brown in alcohol. Abdominal segment VIII annular. Segment IX incomplete dorsolaterally, widening posteromesally, rounded

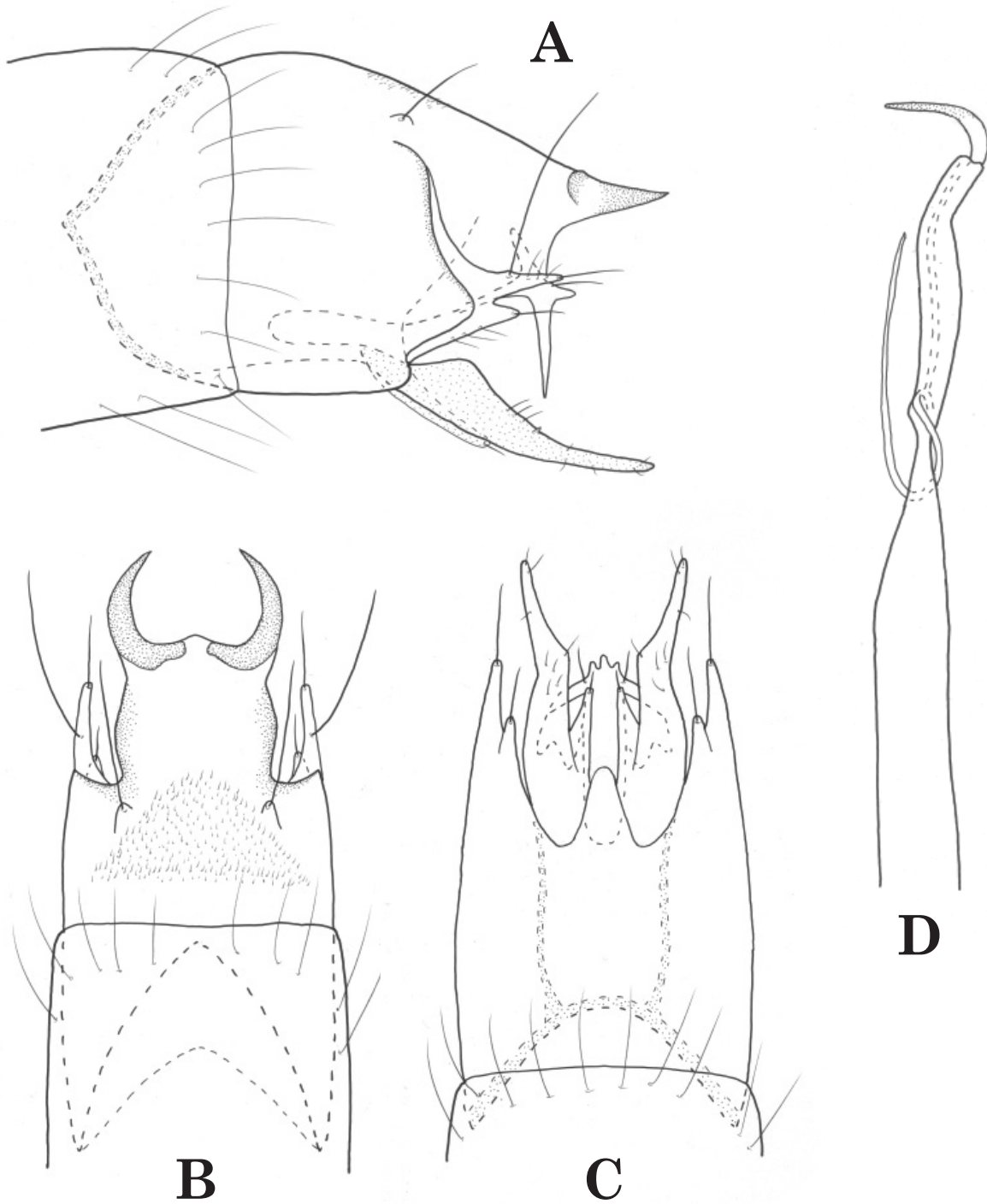


Figure 5. *Neotrichia anzuelo*, n. sp., male genitalia. **A)** Lateral view. **B)** Dorsal view. **C)** Ventral view. **D)** Phallus, lateral view.

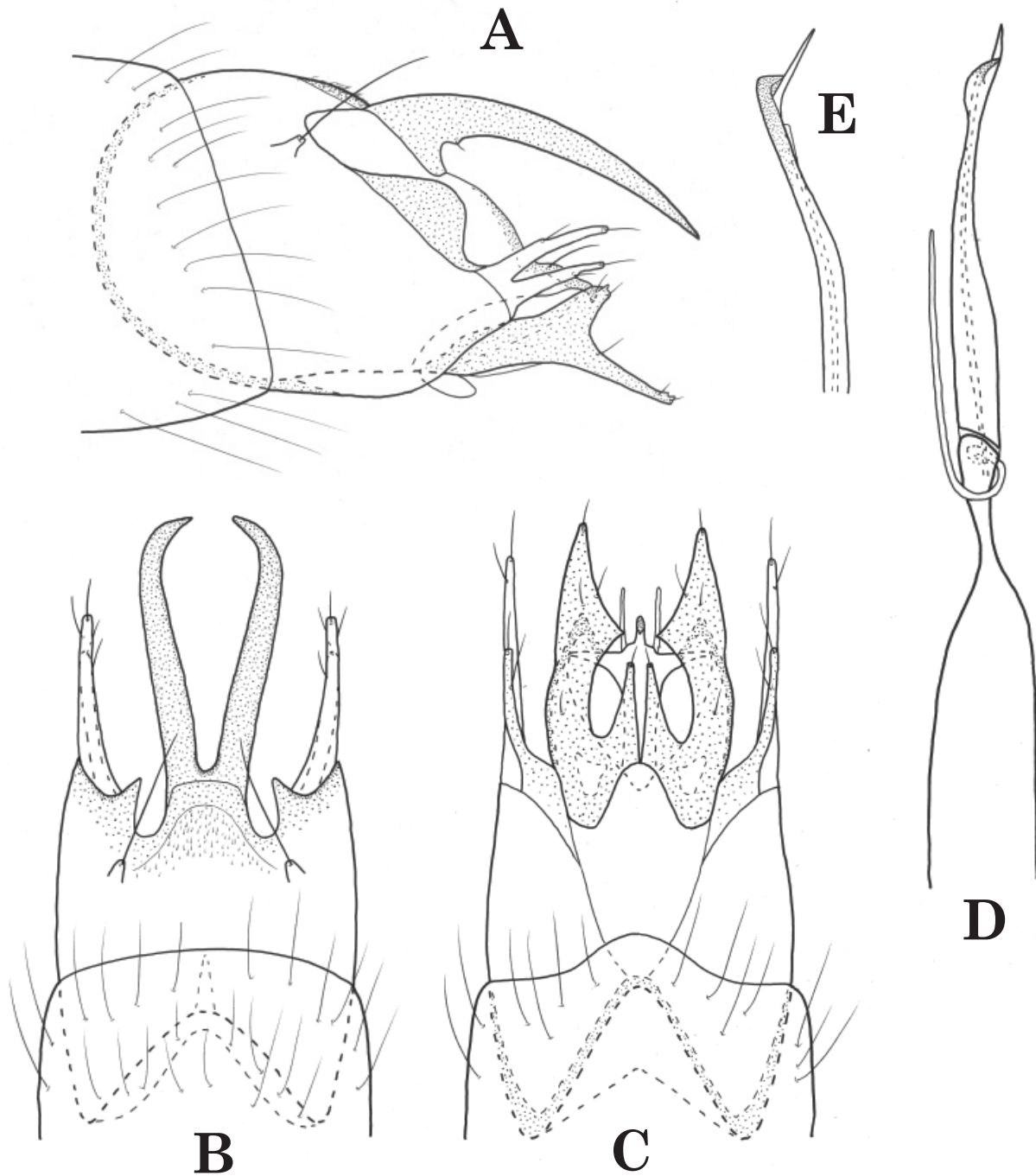


Figure 6. *Neotrichia collierorum*, n. sp., male genitalia. **A)** Lateral view. **B)** Dorsal view. **C)** Ventral view. **D)** Phallus, lateral view. **E)** Phallus apex, dorsal view.

anteriorly; dorsally fused with tergite X and deeply incised laterally, bearing subapical setal-bearing lobes, medially rounded posteriorly, concave anteriorly; in ventral view shallowly incised on posterior margin, thin suture lines laterally, converging medially, deeply incised anteriorly. Tergite X narrow, with pair of elongate, symmetrical, horns distally, basally fused with segment IX; in lateral view apical horn elongate, gradually tapering to acute apex, small ventral seta near base. Subgenital plate in lateral view wide basally, narrowing distally to downturned sclerotized apex bearing elongate subapical seta; in ventral view narrow basally, apex thin with small downturned point, pair of thick setae on either side, subapically with wing-like, tapering lateral processes. Bracteoles bifid, dorsal branch slightly longer than ventral branch, bearing short setae apically. Inferior appendages widening medially with short tooth, sharply narrowing apically with small teeth ventrally at apex; in ventral view elongate and thin, curving inward subapically to form point, apically narrowing and bearing stout seta, narrow sclerotized ridge on ventral surface, mesal processes short, wide basally, narrowing distally and bearing elongate apical seta. Phallus tubular in lateral view, constricted at mid-length and bearing thin paramere encircling shaft, posterior portion narrowing apically with small hook subapically; apex in dorsal view with elongate unsclerotized spike, ejaculatory duct protruding distally.

Female. Unknown.

Type material. **Holotype, male**—PANAMA, Chiriquí Province, Cuenca 108, Quebrada Jaramillo, Alto Jaramillo Road, 8.76671°N, 82.41341°W, 1253 m, 10 February 2015, B. and T. Armitage (COZEM). **Paratypes**—ibid., upper bridge, 8.77427°N, 82.40699°W, 1470 m, 2 March 2015, B. and T. Armitage, 1 male (COZEM); tributary to Quebrada Jaramillo, Alto Jaramillo Road, 8.76671°N, 82.41519°W, 1300 m, 11 November 2015, B. and T. Armitage, 1 male (BJA).

Etymology. Named for Kelly and Laurie Collier of Finca Monterey, Jaramillo Mountain, Boquete, Chiriqui Province, Panama, for their enthusiasm for and assistance with our collections.

Remarks. *Neotrichia collierorum* is a member of the canixa Group of Keth et al. (2015) based on the apical horns of the tenth tergite and the bifid bracteoles, both characteristic of the group. The new species has some similarity to *N. maria* Bueno-Soria and Hamilton from Oaxaca, Mexico in the structure of the phallus and subgenital plate, but differs from this species and other *Neotrichia* in the elongate “horns” of the tenth tergite and the structure of the inferior appendages.

Neotrichia tatianae Armitage and Harris, new species

Fig. 7

Description: Holotype male. Length 1.7–1.9 mm, 18 antennal segments, brown in alcohol. Abdominal segment VIII tapering dorsally in lateral view, setose lobe from posterolateral margin. Segment IX retracted within segment VIII, rounded anteriorly, posterodorsally with elongate tapering process, turning ventrad subapically; left process much longer than right; in dorsal view, elongate lateral processes asymmetrical, left process longer and more sinuate than right, anterior margin shallowly incised. Segment X in lateral view shelf-like and tapering to acute distal apex; dorsally deeply incised laterally, posteriorly with mesal incision. Subgenital plate in lateral view wide basally, tapering to bifid apex, dorsal process bearing stout seta, ventral process with acute, downturned apex; in ventral view tapering distally to bifid apex bearing pair of stout setae, ventral process rounded with margins sclerotized. Bracteoles reduced to a short setal-bearing lobe. Inferior appendages wide basally and apically, distally with multiple incisions and setose; in ventral view curving slightly mesad, distally bifid, inner process acute apically, outer process with numerous apical setal-bearing knobs, thin setal-bearing process from mesal margin. Phallus in ventral view divided into apical and basally sections with thin paramere encircling shaft at midlength tubular, apical portion tapering distally, with apex bending laterally, ejaculatory duct protruding subapically.

Female. Unknown.

Type material. **Holotype, male**—PANAMA, Chiriqui Province, Cuenca 108, tributary of Quebrada Grande at the waterfall, Valle Escondido, Boquete, 8.78291°N, 82.44579°W, 1253 m, 26 September

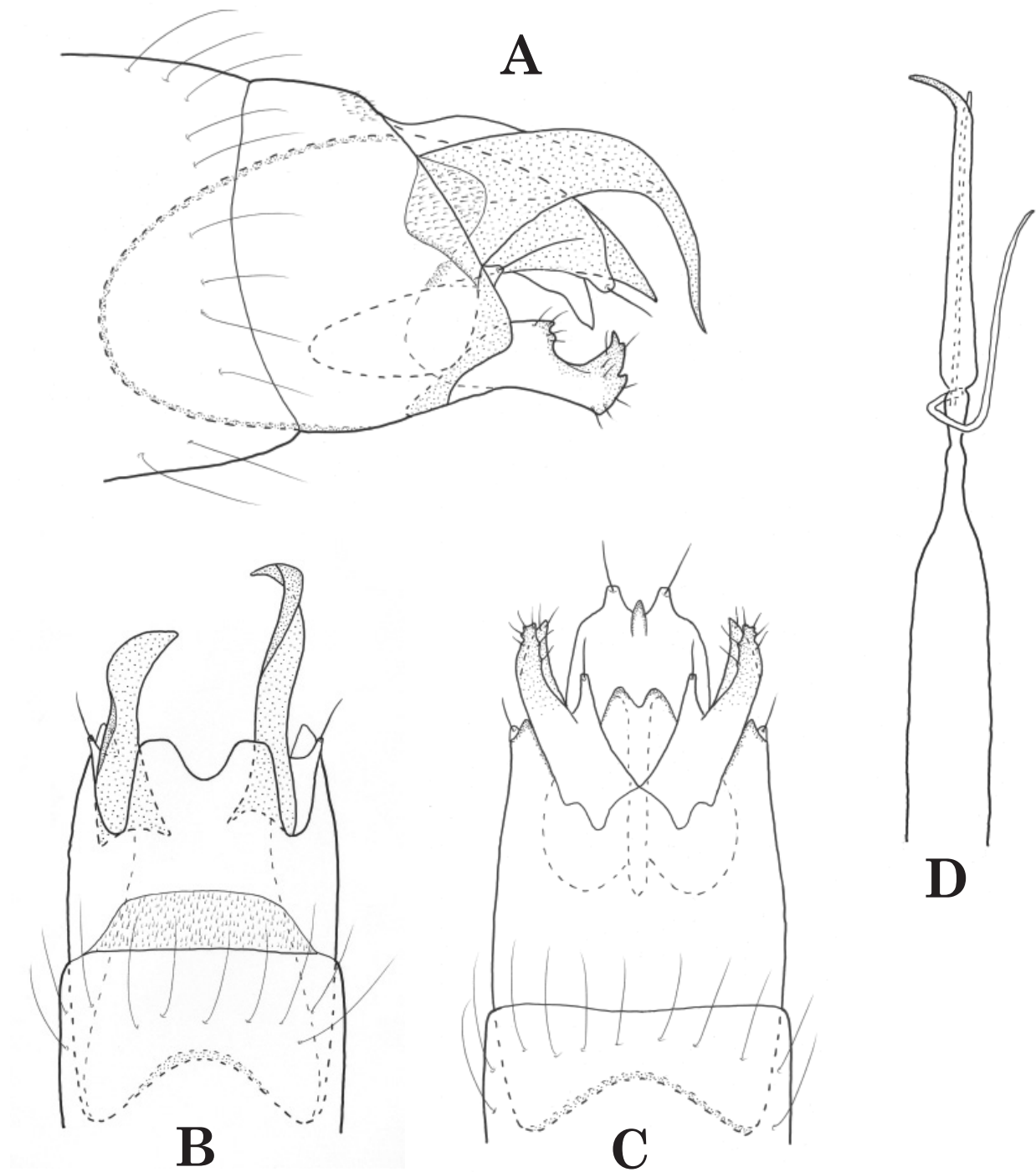


Figure 7. *Neotrichia tatianae*, n. sp., male genitalia. **A)** Lateral view. **B)** Dorsal view. **C)** Ventral view. **D)** Phallus, lateral view.

2015, B. and T. Armitage (**COZEM**). **Paratypes**—**PANAMA, Boca del Toro Province, Cuenca 93**, unnamed creek, Rambala Jungle Lodge, 3.7 km SSE Rambala, 8.91627°N, 82.15649°W, 9 August 2015, E. Carlson, 2 males (**BJA**).

Etymology. We take great pleasure in naming this species for Tatiana Arefina-Armitage who collected many of the specimens in Panama and who has contributed much to our knowledge of caddisflies around the world.

Remarks. *Neotrichia tatianae* belongs to a large cluster of neotropical species with a characteristic elongate process from segment IX, including *N. cayada* Harris and Davenport, *N. colmillosa* Harris, *N. hajla* Olah and Johanson, and *N. gilmari* Santos and Nessimian. The new species is readily identified by the structure of the inferior appendages, the asymmetrical nature of the processes from segment IX, and the very short lateral bracteoles.

B. New country records:

***Hydroptila paschia* Mosely, 1937**

Material Examined—**PANAMA, Chiriqui Province, Cuenca 108**, Quebrada Grande, Valle Escondido below Sabor Restaurant, 8.7797°N, 82.44016°W, 1122 m asl, 25 March 2015, B. and T. Armitage, 3 males.

Distribution: Costa Rica, Mexico, Nicaragua, Panama.

***Metrichia ancora* Bueno-Soria and Holzenthal, 2003**

Material Examined—**PANAMA, Chiriqui Province, Cuenca 108**, Quebrada Grande, Valle Escondido below Sabor Restaurant, 8.7797°N, 82.44016°W, 1122 m asl, 25 March 2015, B. and T. Armitage, 3 males.

Distribution: Costa Rica, Panama.

***Ochrotrichia jolandae* Bueno-Soria and Holzenthal, 2008**

Material Examined—**PANAMA, Chiriqui Province, Cuenca 108**, tributary of Quebrada Grande, Valle Escondido, at waterfall, 8.78291°N, 82.44579°W, 1253 m asl, 17 September 2015, B. and T. Armitage, 2 males.

Distribution: Costa Rica, Panama.

***Rhyacopsyche obliqua* Flint, 1971**

Material Examined—**PANAMA, Chiriqui Province, Cuenca 108**, Quebrada Grande, Valle Escondido below Sabor Restaurant, 8.7797°N, 82.44016°W, 1122 m asl, 17 September 2015, B. and T. Armitage, 2 males.

Distribution: Mexico, Panama.

***Chimarra (Curgia) maritza* Flint, 1998**

Material Examined—**PANAMA, Chiriqui Province, Cuenca 108**, Quebrada Jaramillo, Jaramillo Centro Road bridge, 8.754536°N, 82.418475°W, 1075 m asl, 14 December 2015, B. and T. Armitage, 1 male.

Distribution: Costa Rica, Panama.

C. New synonymy:

In Harris and Armitage (2015), we described the new species *Ochrotrichia abrelata* from Quebrada Grande. Subsequently, we discovered that this species is identical to *Ochrotrichia jolandae* Bueno-Soria and Holzenthal, 2008 described from Alajuela Province, Costa Rica. Therefore, we take this opportunity to correct this error by designating *O. abrelata* as a junior synonym of *O. jolandae*.

Discussion

The three new species, one new genus record for Panama, five new species records, and one synonymy, change our base of knowledge about Panamanian caddisflies established initially by Aguila (1992) and expanded, most recently, by Armitage et al. (2015a, 2016). There are now 350 species of caddisflies recorded from this country, distributed among 15 families and 52 genera. These totals for species and genera corrects an oversight in Armitage et al. (2015a, 2016) in not counting the genus *Plectropsyche* and the species *P. wallacei* as recorded from Panama (Bueno-Soria and Alvarez 2015), as well as including the genus *Rhyacopsyche*, new to Panama from this study.

Acknowledgments

We are grateful to Dr. Ed DeWalt of the Illinois Natural History Survey, and one anonymous reviewer for improving the quality of our manuscript. We are also grateful to Aydeé Cornejo and the field staff of COZEM (Carlos Nieto, Milexi Molinar, and Anyi Tuñón) at the Gorgas Institute for collecting some of the new species material at additional locations to the types presented herein. We extend thanks to COZEM of the Gorgas Institute for including the first author on their collecting permit, and to Panama's Ministry of Environment for issuing same. We express our appreciation to Kelly and Laurie Collier for permitting us to collect Quebrada Jaramillo on their property and facilitating our efforts there. Thanks to Leah Keth for converting line drawings to electronic format and to Tatiana Arefina-Armitage for assistance with collecting and the editing of this manuscript.

Literature Cited

- Aguila, Y. 1992. Systematic catalogue of the caddisflies of Panamá (Trichoptera). p. 532–548. In: D. Quintero and A. Aiello (eds.). Insects of Panamá and Mesoamerica: Selected Studies. Oxford University Press; Oxford, England. 714 p.
- Anonymous. 1995. Manejo integral de la cuenca del Río Caldera. Comisión mixta interinstitucional y productores del área. [Joint technical report of the Institute of Hydraulic Resources and Electrification (IRHE) and the Tropical Agricultural Research and Higher Education Center (CATIE)]. 247 p.
- Armitage, B. J., S. C. Harris, T. I. Arefina-Armitage, and A. Cornejo. 2015a. The Trichoptera of Panama. III. Updated species list for caddisflies (Insecta: Trichoptera) in the Republic of Panama. *Insecta Mundi* 0442: 1–16.
- Armitage, B. J., S. C. Harris, and R. W. Holzenthal. 2015b. The Trichoptera of Panama. I. New records for caddisflies (Insecta: Trichoptera) from the Republic of Panama. *Insecta Mundi* 0435: 1–10.
- Armitage, B. J., S. C. Harris, R. J. Blahnik, and R. E. Thomson. 2016. The Trichoptera of Panama IV. New records for caddisflies (Insecta: Trichoptera) from the Republic of Panama. *Insecta Mundi* 0511: 1–19.
- Bueno-Soria, J., and R. Barba-Alvarez. 2015. New species of *Plectropsyche* Ross 1947 (Trichoptera: Hydropsychidae: Hydropsychinae). *Zootaxa* 4040: 421–432.
- Bueno-Soria, J., and R. W. Holzenthal. 2008. The genus *Ochrotrichia* Mosely (Trichoptera: Hydropsychidae) in Costa Rica, with the description of four new species. *Zootaxa* 1763: 41–54.
- Calor, A. R., and R. Mariano. 2012. UV light pan traps for collecting aquatic insects. *EntomoBrasilis* 5: 164–166.

- Harris, S. C., and B. J. Armitage. 2015.** The Trichoptera of Panama. II. Ten new species of micro-caddisflies (Trichoptera: Hydroptilidae). *Insecta Mundi* 0437: 1-17.
- Keth, A. J., S. C. Harris, and B. J. Armitage. 2015.** The genus *Neotrichia* Morton (Trichoptera: Hydroptilidae) in North America, Mexico, and the Caribbean Islands. The Caddis Press; Columbus, OH. 147 p.
- Sherrod, D. R., J. W. Vallance, A. Tapia Espinosa, and J. P. McGeehin. 2008.** Volcán Barú—Eruptive history and volcano-hazards assessment, U.S. Geological Survey. Open-File Report 2007–1401. 33 p.

Received December 6, 2017; accepted January 4, 2018.

Review editor Andy Rasmussen.

