

University of Nebraska - Lincoln

DigitalCommons@University of Nebraska - Lincoln

USDA National Wildlife Research Center - Staff
Publications

U.S. Department of Agriculture: Animal and
Plant Health Inspection Service

2016

Report to the Chicago Park District on Conflicts with Ring-billed Gulls and the 2015 Integrated Ring-billed Gull Damage Management Project

M. L. Bloomquist

USDA-APHIS-Wildlife Services, Springfield, Illinois

J.W. Hartmann

USDA-APHIS-Wildlife Services, Springfield, Illinois

C.K. Pullins

USDA-APHIS-Wildlife Services, Springfield, Illinois

T.G. Guerrant

USDA-APHIS-Wildlife Services, Springfield, Illinois

S. F. Beckerman

USDA-APHIS-Wildlife Services, Springfield, Illinois, Sc.Beckerman@aphis.usda.gov

See next page for additional authors

Follow this and additional works at: https://digitalcommons.unl.edu/icwdm_usdanwrc



Part of the [Life Sciences Commons](#)

Bloomquist, M. L.; Hartmann, J.W.; Pullins, C.K.; Guerrant, T.G.; Beckerman, S. F.; and Engeman, R. M., "Report to the Chicago Park District on Conflicts with Ring-billed Gulls and the 2015 Integrated Ring-billed Gull Damage Management Project" (2016). *USDA National Wildlife Research Center - Staff Publications*. 1804.

https://digitalcommons.unl.edu/icwdm_usdanwrc/1804

This Article is brought to you for free and open access by the U.S. Department of Agriculture: Animal and Plant Health Inspection Service at DigitalCommons@University of Nebraska - Lincoln. It has been accepted for inclusion in USDA National Wildlife Research Center - Staff Publications by an authorized administrator of DigitalCommons@University of Nebraska - Lincoln.

Authors

M. L. Bloomquist, J.W. Hartmann, C.K. Pullins, T.G. Guerrant, S. F. Beckerman, and R. M. Engeman

Report to the Chicago Park District on Conflicts with Ring-billed Gulls and the 2015 Integrated Ring-billed Gull Damage Management Project



**Prepared for
Chicago Park District**

By

**M.L. Bloomquist¹, J.W. Hartmann¹, C.K. Pullins¹, T.G. Guerrant¹,
S.F. Beckerman¹ and R. M. Engeman²**

January 21, 2016

¹ USDA-APHIS-Wildlife Services, 3430 Constitution, Suite 121, Springfield, Illinois 62711

² USDA-APHIS-WS-National Wildlife Research Center, 4101 LaPorte Ave., Fort Collins, CO 80521

EXECUTIVE SUMMARY

The large ring-billed gull (*Larus delawarensis*) population in the City of Chicago has caused various conflicts including general nuisance, property damage, economic losses, and threats to human health and safety. Several studies have shown a relationship between ring-billed gulls and increased levels of fecal indicator bacteria (FIB) such as *Escherichia coli* (*E. coli*) in nearshore waters. Results of tests for *E. coli* have led to the issuance of swim advisories at Chicago beaches.

The objectives of the Chicago Ring-billed Gull Damage Management Project were to (1) reduce the local production of ring-billed gulls, (2) reduce the severity of conflicts with gulls including the issuance of swim advisories, and (3) evaluate how limiting the production of gulls affects gull use of Chicago's beaches.

Since the beginning of the Chicago Ring-billed Gull Damage Management Project in 2007, USDA-WS established that oiling eggs with food-grade corn oil was a successful method in reducing gull production. Between 2007 and 2015, 103,828 ring-billed gull nests were rendered inviable. It is estimated that between 83,062 and 197,273 hatch-year ring-billed gulls have been prevented since the initiation of this project.

Management of ring-billed gull nests has contributed to a significant reduction in hatch-year gull use of Chicago beaches. Since 2007, hatch-year gull use of beaches has declined by 86%, with eight of the nine analyzed beaches showing a significant reduction.

The combined observations of hatch-year and after hatch-year gull use of beaches illustrated a reduction in gulls compared to 2007 observation totals. Conflicts with landowners and land managers have been reduced as a result of our efforts to limit production of young gulls.

The connection between ring-billed gulls and water quality is becoming more evident. It has been demonstrated that a relationship exists between gulls and the concentration of *E. coli* at beaches. During our nine treatment years and the prior (pretreatment) year, the Chicago Park District has routinely sampled for *E. coli* as a FIB to assess water quality. During the 2015 swim season the proportion of tests resulting in a swim advisory compared to 2006 (baseline year) declined at 12 of 18 beaches tested.

BACKGROUND

The ring-billed gull is a medium-sized gull with adult plumage consisting of a white head, neck, underside, and tail contrasting with its grey wings. Adults measure 45 cm from bill to tail, having a 50 cm wingspan and weighing about 0.7 kg (Godfrey 1966). Wing-tips of primaries are black with white spots and the legs and feet are yellow-green. The bird's name originates from a distinctive black ring around the tip of the bill. The ring-billed gull is an adaptable and opportunistic bird often found nesting in colonies on break walls, bare soil, piers, structures, and rocks (Schreiber and Schreiber 1975).

Ring-billed gulls are gregarious nesters requiring only a small territory, and their colonies often contain thousands of pairs. Herring gulls (*Larus argentatus*), Canada geese (*Branta Canadensis*), common terns (*Sterna hirundo*), and Caspian terns (*Hydroprogne caspia*) are often seen sharing colonies with ring-billed gulls in the Great Lakes Region. Ring-billed gulls are faithful to their nesting regions. Gabrey (1996) reported that 41% of sub-adults and 63% of adults return to their natal colonies. Banding data revealed little immigration or emigration in or out of the Great Lakes Region deeming it a closed system (Weseloh 1984, Gabrey 1996). Over 75% of breeding adults and 55% of chicks banded at a colony were recovered <39 km from the colony in subsequent breeding years (Gabrey 1996).

Ring-billed gulls are long lived birds with few factors contributing to mortality. USGS records indicate the oldest band record for a ring-billed gull is 27 years, 6 months (J. Lutmerding, USGS, Bird Banding Laboratory, personal communication, October 11, 2012). While the average ring-billed gulls lifespan is 10 to 15 years (Ryder 1993). Gulls generally nest in isolated areas over water and therefore have few natural predators. Ring-billed gulls were drastically reduced by hunting in the late nineteenth century due to an increased demand for white feathers in the fashion industry (Graham 1975). However, the Migratory Bird Treaty between Canada and the United States in 1916 afforded protection which fostered an increase in population (Canadian Wildlife Service 1975).

Gull foraging behavior

Gulls are adaptable, opportunistic feeders that readily switch food types based on availability and accessibility (Vermeer 1970). The diet of ring-billed gulls is highly variable (Darling 1965). Gulls feed on dead fish and garbage, are known to seek out earthworms following rain events, feed on insects and rodents when available in high numbers, and are often seen accepting food from members of the public. Gulls spend their nights at a common roost, usually on a lake, a river, or a structure where they are safe from mammalian predators and from human disturbance (Costello 1971). Prior to sunset and again at sunrise they can be seen commuting between their daytime feeding and loafing sites and their night-time roosts. Adult ring-billed gulls at Great Lakes nesting colonies have been known to travel an average of 25 km to utilize anthropogenic food sources (Belant et al. 1998).

Gull breeding biology

Ring-billed gulls attain sexual maturity in 2 to 3 years (Ludwig 1974). Gulls begin to arrive on the breeding colonies in the Great Lakes Region in late February to early March. Upon arrival, gulls spend nearly a month establishing territories, engaging in courtship rituals, and building nests. Egg laying begins in April in the Great Lakes Region with an average clutch consisting of 2.82 ± 0.45 eggs (Mousseau 1984). Eggs are green to brown with dark spots. Adult pairs take turns incubating the eggs for approximately 25 to 27 days. The average hatching success ranges from 75% to 94% with an average fledge rate ranging from 0.8 to 1.9 young per nest (Mousseau 1984, Brown and Morris 1994, Brown and Morris 1996).

Gull populations

There are two different surveys that estimate gull populations in the Illinois region. The USGS Breeding Bird Survey indicated that the ring-billed gull populations have increased in Illinois for the period of 1966-2012 (Sauer, et al. 2014) (Figure 1). The Colonial Waterbird Survey was conducted in 1999 and covered the shoreline and islands of the Great Lakes and some inland colonies near the shore of the Great Lakes. Survey data indicated that there were 7,381 nesting pairs of ring-billed gulls on the Illinois portion of the Lake Michigan coast. Along the Indiana portion and the southern half of the Wisconsin of the Lake Michigan coast, an additional 31,161 and 29,166 pairs of ring-billed gulls were located, respectively (Cuthbert, et al. 2003). This survey was not a complete count of gulls nesting in the states and did not include any birds that might have been nesting on inland lakes and rivers, nor was it a complete census of rooftops and other nesting sites.

Conflicts with ring-billed gulls

The large population of gulls in the Chicago region causes a range of problems for people and the environment. These problems include causing a nuisance in public open spaces; contributing to property damage and economic losses to structures (e.g., flat roofs and stonework); adverse aesthetic impacts; foul odors near nesting sites; potential health and safety risks caused by accumulations of fecal material on buildings, near outdoor dining areas and at recreational sites; and potentially reducing recreational enjoyment of beaches by contributing bacteria that result in the issuance of swim advisories.

In Chicago, two major nesting colonies exist near marinas and it is thought that adult gulls and their offspring from both colonies are partially responsible for excessive amounts of bird droppings on boats and docks in marinas. Gulls from the Dime Pier colony frequent Navy Pier, a popular tourist attraction, and create negative interactions with large numbers of people. Also, representatives from the Chicago Police Department-Marine and Helicopter Unit and the U.S. Army Corps of Engineers indicate that gulls are a nuisance at their facilities (E. Beltran, Sgt of Police Chicago Police Marine Unit, personal communication, June 13, 2013 and G. Vejvoda, Facility Manager, U.S. Army Corps of Engineers, personal communication, April 26, 2012).

Research has documented that gulls are a source of fecal contamination at beaches. Fluctuations in gull populations at beaches have been correlated with changes in FIB densities in beach water samples (Converse et al. 2012, Whitman and Nevers 2003). Edge and Hill (2007) showed that bird droppings served as primary sources of *E. coli* contamination. Levesque et al. (2000) documented that the bacterial content of ring-billed gull droppings can contribute to microbiological contamination of recreational waters and Nugent et al. (2008) described how ring-billed and other gulls contributed to increased fecal coliform levels in a municipal drinking

water source. Gull numbers at beaches appeared to be significantly correlated with water and foreshore sand concentrations of *E. coli* taken 24 hours later (Whitman et al. 2004). DNA fingerprinting of *Salmonella* isolates from sand and water at 63rd Street Beach were a reasonably good match to gull feces isolates, but other birds could also have been *Salmonella* vectors. Hansen et al. (2011) concluded that waterfowl, including Canada geese, ring-billed gulls, and Mallard ducks were the primary source of *E. coli* contamination at beaches, while also cautioning that total bird counts were not a reliable predictor of the main contributor of *E. coli*.

Further evidence was provided immediately to the north of Chicago, where the Lake County Illinois Health Department used DNA ribotyping to genetically analyze *E. coli* samples from four beaches and “found that gull feces were the predominant source of the bacterial counts” (Lake County Board 2004, Soucie and Pfister 2003, RTI International 2011). Further public health concerns were noted at beaches heavily used by gulls when additional studies conducted by the Lake County Illinois Health Department identified the pathogens *Salmonella* spp. and *Proteus mirabilis* in fresh gull feces at Lake County beaches (M. Adam, Lake County Health Dept., personal communication, July 29, 2009). It has also been demonstrated that in Racine, Wisconsin gull feces is capable of carrying human pathogens (Converse et al. 2012, Kinzelman et al. 2008) and that gulls are a significant non-point source of fecal contamination on beaches (Kinzelman et al. 2004).

The increased ring-billed gull population has also impacted aviation safety. Nationally, gulls are the second most frequently involved species in collisions with civil aircrafts in the USA. From 1990-2014, 10,107 gulls were reported struck nationally (Dolbeer et al. 2015). Additionally, gulls along with waterfowl and raptors are the species groups responsible for the most damaging strikes (Dolbeer et al. 2015). Bird strikes into the windshield or engine of an airplane have the potential to cause substantial damage. For example, during takeoff from a Great Lakes airport an aircraft ingested gulls into two engines which subsequently caused an uncontained engine failure in one of the engines. Both engines were damaged beyond repair. Airport operations recovered 14 gull carcasses from the engine and runway, with estimated costs of \$1 million for repairs and \$0.5 million in lost revenue (Wright 2010). According to Federal Aviation Administration records, ring-billed gulls have been involved in collisions with aircraft 77 times at Chicago Midway International Airport and 127 times at Chicago O’Hare International Airport between January 1, 1990 and September 10, 2015 (FAA Birdstrike Database, 2015). Since it is estimated that only 20% to 25% of all bird strikes are reported (Conover et al. 1995, Dolbeer et al. 1995, Linnell et al. 1996, Linnell et al. 1999), the number of collisions with gulls in Chicago is likely much higher than FAA records indicate.

Lastly, evidence also suggests that other bird species may be negatively impacted by the increase in the ring-billed gull population. Researchers have implicated ring-billed gulls as negatively influencing nesting success of piping plovers and common terns (Maxson and Haws 2000, Morris et al. 1980).

Previous efforts addressing gull damage and conflicts at Chicago’s beaches

The Chicago Park District (CPD) has employed an integrated approach to reducing the number of conflicts attributed to gulls at Chicago beaches. Most visibly, are the improvements in beach cleanliness. Public education and beach cleanup practices have contributed to a decline in the number of gulls foraging at Chicago beaches. Projects such as the Beach Ambassador Program have provided outreach to the public emphasizing the importance of not littering. An ample supply of trash in high traffic areas has led to less uncontained litter. Additionally, early morning cleanup crews and daily beach grooming efforts have been utilized to reduce the litter and therefore the number of gulls foraging on Chicago’s beaches. Furthermore, the implementation of canine harassment has been valuable as a management technique at select locations. Beaches with historically high numbers of swim advisories and high gull use have benefitted from canine harassment (Hartmann et al, 2010). Canine harassment activities have shown to be effective in significantly reducing the bird population while also providing reductions in FIB at the administered beach (Converse et al. 2012).

Managing nests to prevent reproduction

Oiling eggs with 100% food grade corn oil has been shown to be effective at reducing the hatch rate of gulls (Pochop et al. 1998, Blackwell et al. 2000). After multiple years of minimizing the production of fledglings through egg oiling, a reduction in the number of nesting attempts may be detectable at the gull

colonies (Olijnyk and Brown 1999). It is also possible that gull nesting colonies may relocate as a result of the physical destruction of nests (Ickes et al. 1998), thus creating even more conflicts if relocated nesting colonies move closer to airports or on rooftops where significant damage could be sustained. However, egg oiling is a less intrusive method of preventing production than physical nest destruction and in USDA-WS experience is less likely to result in the relocation of a nesting colony (J. Cummings, USDA-WS, personal communication). In addition, egg oiling performed early in the nesting cycle is considered humane (Hadidian et al. 1997).

OBJECTIVES

The objectives of the Chicago Ring-billed Gull Damage Management Project were to (1) reduce the local production of ring-billed gulls, (2) reduce the severity of conflicts with gulls including the issuance of swim advisories, and (3) evaluate how limiting the production of gulls affects gull use of Chicago's beaches. We hypothesized that oiling the majority of ring-billed gull eggs will continue to reduce the number of hatch-year ring-billed gulls produced in Chicago, and that the decrease in the number of hatch-year ring-billed gulls will therefore reduce severity of conflicts with gulls, including swim advisories on Chicago's beaches.

METHODS

Colony assessment and egg oiling at Dime Pier, DuSable Harbor Breakwall, and Lake Calumet

Prior to initiating egg oiling, visits to Dime Pier, DuSable Harbor Breakwall, the Chicago Lock and Lake Calumet took place in April of 2015 to assess the colony size and nesting stage. In order to facilitate the application of oil early in incubation, nesting chronology was estimated via egg flotation as described by Nol and Blokpoel (1983).

Once incubation began, eggs were treated with food grade corn oil that was applied using a pressurized four-gallon backpack tank and hand-held spray wand. The spray wand was equipped with a tip that produced a fan pattern. Sprayers were pressurized and delivered oil at rates between 3 to 6 ml/sec. The sprayer tips were held about 15 to 20 centimeters (6 to 8 inches) above each egg and approximately 3 ml of corn oil were applied to each egg. The oiling treatment consisted of two USDA-WS staff walking transects through the colony with backpack sprayers to apply corn oil to all eggs in each nest. All nests at Dime Pier were treated and counted. Nests at DuSable Harbor Breakwall were counted to determine a total colony count. The number of nests to be treated in order to reach 80% of the colony was calculated and then those nests were treated.

Data related to changes in total nest numbers and percentage of nests treated at each colony was compared between the nine treatment years (2007 through 2015). The reported total number of nests that were treated at Dime Pier and Lake Calumet were based on the largest number of nests counted during a single round of oiling. Nests that were not oiled were only counted once during the first treatment before chicks were present. Locations where nests were not oiled were marked with flagging tape. During the retreatment visits, areas that were flagged during the first treatment were avoided to minimize disturbance that might affect chick mortality (Fetterolf 1983).

Rooftop populations and new site identification

To assist in identifying unknown gull colonies, an aerial survey was completed on May 6, 2015. A crew of four people, which included the pilot and three observers, flew in and out of Schaumburg Regional Airport. The survey was conducted via helicopter at approximately 80 km/hr. at a minimum altitude of 152 m. During the survey, three transects approximately 0.8 km apart were completed parallel to Lake Michigan between the southern boundary of the City of Chicago and the Cook County and Lake County boundary line. Additional areas surveyed were Lake Calumet, the Calumet/Saginaw canal, neighboring warehouses adjacent to Midway International Airport and O'Hare International Airport, the Chicago Sanitary and Ship Canal and the North and South Branches of the Chicago River.

Rooftop locations were visited between April 24 and May 15 to identify if nesting was occurring and track nesting chronology to enable early nest management if needed. If the colony was deemed a threat to aviation safety, the nests and eggs were picked up during each visit. If the colony was not deemed a threat to

aviation safety then the colonies were managed through egg oiling applications. At the end of egg oiling applications the treated eggs and nesting material were removed from the site.

Gull observation surveys

To evaluate the efficacy of the program and accurately assess the number of gulls contributing to the deposition of fecal matter at beaches, observational surveys of gull presence were conducted at 19 locations along Chicago's shoreline (Figure 2). Observational surveys of gulls were conducted at beaches, harbors, and other historic gull use sites. Survey routes typically started from the northern-most or southern-most end of the city. Each survey location was traversed on foot and the number of hatch-year (HY) and after hatch-year (AHY) gulls observed on and within approximately 75 meters of the beach, (including nearby parks, parking lots, and shoreline) were counted and recorded. Additional data recorded during observational surveys included: time, weather conditions, and species of other shorebirds observed at each location. In addition to the surveys of gull use of Chicago beaches, the number of Canada geese present within the survey parameters was also recorded at each site. Table 1 illustrates the number of surveys conducted each week in each of the eight years when egg oiling was conducted.

To assess the accuracy of the primary observer, a secondary observer performed an independent gull count simultaneously with the primary observer on three separate occasions. The numbers of total gulls observed were compared to evaluate the similarity of the data; observation estimates were required to be within 10% of each other.

Complete data sets were available to analyze gull use for nine of the 15 beaches surveyed. Analysis was conducted for weeks 5-10 of the observation periods. For each of the nine beaches, the number of gulls observed during the surveys in each of the six one-week observation blocks 2007 through 2015 was compared using a two-factor factorial analysis of variance. *A priori* linear contrasts were applied to the week-by-year interaction term to identify at what week of the six weeks analyzed (if any) the nine years differed in the mean number of gulls observed. Separate analyses were conducted for HY, AHY, and total gulls, with the realization that analyses of the total gull numbers are descriptive ventures since total gull numbers are not independent from the two components, HY and AHY numbers. Data collected by the primary and secondary observer were comparable, therefore, only the observations completed by the primary observer were analyzed.

Information was collected at 15 beaches during the entire 2015 swim season. Although statistical analyses were not possible or inappropriate for Foster, Montrose, Oakwood, 63rd Street, 57th Street, and South Shore Beaches, a descriptive evaluation between the mean number of HY, AHY, and total gulls is important to communicate.

Gull use totals at Foster, Montrose, 57th Street, and 63rd Street Beaches were altered due to gull harassment activities during our study period. On a trial basis, dispersal of gulls via canine harassment was conducted at Foster beach in 2006 and 2007 and at 63rd Street Beach in 2007. A full time harassment program was then implemented at 57th and 63rd Street Beaches during the entire 2008 swim season from dawn to dusk. In 2009, canine harassment did not take place at Chicago beaches. During 2010 through 2015 a full time canine harassment program was employed at 63rd Street Beach with intermittent visits taking place at 57th Street Beach. Furthermore, in 2012 an intermittent harassment program took place at Montrose Beach.

Observations of 63rd Street Beach were conducted during canine harassment and non-harassment periods for each week of our 2015 study period. We examined the differences in gull use at 63rd Street Beach, including the nearshore waters, beach parking lot, surrounding park, 59th Street Pier, and Casino Pier before and during harassment periods.

Observations occurred at Oakwood and South Shore Beaches during the last six beach seasons (2010-2015). Surveys were not conducted during the first three years of the study period and therefore comparisons were limited to descriptive assessment for changes in gull use.

Swim advisories on Chicago's beaches

The CPD regularly examines nearshore water quality at beaches in Chicago. Starting in 2012, and continuing in 2015, the CPD no longer issued swim bans based on water quality test results. Alternatively, CPD followed United States (U.S.) Environmental Protection Agency (EPA) recommended guidelines and

issued swim advisories when *E. coli* results were above the federal threshold. Following U.S. EPA guidance, swim advisories were implemented in Chicago when the geometric mean of two *E. coli* sample readings exceeded the threshold of 235 most probable number (mpn) per 100 mL of sampled beach water.

Water quality data from 2006 was used as a pretreatment baseline and test results trends were examined across the eight years of nest management. The proportion of water quality tests exceeding 235 mpn/100 mL at 14 beaches were compared for the swim seasons between 2006 and 2015 (Table 2). This approach avoids conflict in inferences relative to the number of days during the week that a swim advisory was in place. Of most interest were comparisons for each beach between the pretreatment year (2006) and the final year of treatment in this study (2015). In addition to the 14 beaches, comparisons were made for the four beaches (Foster, Montrose, 57th Street, and 63rd Street) influenced by canine harassment activities during our study period. The extent of canine involvement is illustrated in Table 2.

RESULTS

Egg oiling and nesting chronology at Dime Pier and Lake Calumet

As an outcome of the Chicago Ring-Billed Gull Damage Management Project, it has been established that managing HY gull recruitment at local gull colonies can have a significant effect on the number of HY gulls existing within a local gull community during a swim season. Nest management during 2015, accompanied by identifying previously unknown colonies through aerial surveys, significantly reduced the number of HY gulls contributing to conflicts in Chicago.

On April 27, USDA-WS first oiled the eggs at Dime Pier, DuSable Harbor Breakwall and the Chicago Harbor Lock. Due to the close proximity of Dime Pier, DuSable Harbor Breakwall and the Chicago Harbor Lock, the nesting activity at these locations were considered to be one nesting colony and in the remainder of this report will be referred to as the Dime Pier colony. Three egg oiling treatments occurred between April 27 and May 27. Approximately 85% of the nests were treated at Dime Pier (3,737 nests containing 9,517 eggs) (Table 3, Figure 3). In 2015, the colony size at Dime Pier increased 159 nests (4%) in comparison to 2014 (Table 3).

During a site visit on April 29 to Lake Calumet, USDA-WS personnel observed the vegetation on the site was visibly denser in areas where gulls historically nested. No gulls were present at the site and there were no signs of nesting.

Gull chicks were first observed during the second retreatment on May 13 at Dime Pier. The first observation of a fledged HY gull occurred during a survey on June 26. The number of HY gulls observed on beaches continued to increase through observation periods 5-9. As a result of increased HY gull use during observation block 7, USDA-WS estimated a mean fledge date of July 11 for HY gulls from the managed colonies in Chicago.

Minimizing conflicts from rooftop nesting populations

During the aerial survey, approximately 250 km² (96 mi²) of Cook County were surveyed for nesting gull colonies. The aerial observations identified one new nesting site near O'Hare International Airport. This site will be referred to as O'Hare1.

With the help of USDA-WS personnel, the management company at the Lincolnwood site applied for and received a USFWS depredation permit to remove the gull nests and eggs from that site. Since the management company performed the work on this site, the number of nests and eggs will not be disclosed in this report.

Rooftop locations of Jardine Water Purification Plant (JWPP), Midway1, Midway2, McCormick Place, and O'Hare1 were managed to prevent the production of gulls. USDA-WS determined that nesting on rooftops should be discouraged and 100% of the nests were treated or removed (Hartmann et al. 2012). Nests at JWPP, McCormick Place and O'Hare1 were managed through egg oiling applications.

JWPP was treated five times between April 24 and June 29. A total of 289 ring-billed gull nests containing 730 eggs and 21 herring gull nests containing 59 eggs were managed. The ring-billed gull colony's

size decreased by 461 nests in 2015 compared to 2014. The herring gull colony decreased by 10 nests in 2015 compared to 2014 (Table 4).

McCormick Place was treated five times between April 27 and June 26. A total of 734 ring-billed gull nests containing 1,534 eggs and 151 herring gull nests containing 415 eggs were managed. The ring-billed gull colony's size decreased by 6 nests in 2015 compared to 2014. The herring gull colony decreased by 106 nests in 2015 compared to 2014 (Table 4).

O'Hare1 was treated two times, May 28 and June 17. A total of 898 ring-billed gull nests containing 1,679 eggs and 3 herring gull nests containing 9 eggs were managed.

The rooftop Midway1 is located on warehouses in close proximity to Midway International Airport. USDA-WS removed the nests rather than oiling the eggs to promote early abandonment of the site and to decrease the potential risk of gull/aircraft collisions. Over five visits to Midway1, 1,527 ring-billed gull nests containing 3,281 eggs and 15 herring gull nests containing 28 eggs were removed. This is an increase of 1,526 ring-billed nests and 4 herring gulls nests compared to 2014 (Table 4). No nesting was observed at Midway2.

A total of 3,448 ring-billed gull nests and 187 herring gull nests were gathered from the five rooftop colonies. In comparison to 2014, the number of rooftop nests increased by 1,851 primarily due to the discovery of the O'Hare1 colony and the increase in the Midway1 colony (Table 4). At Midway1, gulls were observed establishing new nests after their initial nests were removed. Therefore, it is highly likely that the number of nests removed and reported was greater than the actual colony size at this site.

Observations of gull use of Chicago habitats

Hatch-year gulls were first observed arriving on Chicago beaches on June 26. HY gull use on beaches increased from week five until a reduction was seen during week 9 (Figure 4). In 2015, the overall number of HY gulls decreased by 4% from 2014 (Table 5). Between weeks 5-10, a decrease in HY gull use in comparison to 2014 was noted at 10 of 15 beaches observed (Table 5, Table 6). Of the nine beaches not affected by canine harassment, six beaches observed a decrease in HY gulls compared to 2014 (Table 5). The number of HY gulls observed on the nine analyzed beaches declined by 86% from 2007 to 2015 and exhibited a statistically detectable week by year interaction ($P \leq 0.08$) at eight of the nine beaches (Table 5, Table 7). As in the past years of observation, differences in HY gull usage of beaches became statistically evident as the season progressed to a time when HY gulls would be expected to arrive *en masse*. Early in the HY arrival period there are too few HY gulls using the beaches to detect differences between years.

During 2015, eight of the nine analyzed beaches, observed a reduction in AHY gull use during weeks 5-10 compared to 2007. A 34% reduction was observed at the analyzed beaches when compared to the initial year of observations in 2007, with 3 of 9 beaches exhibiting a statistically detectable week by year interaction ($P < 0.08$). (Table 7, Figure 5). During 2015 there was an increase in AHY gull use of 32% when compared to 2014 (Table 5).

The mean number of total gulls observed per weekly observation block in 2015 declined 57% compared to 2007, with all nine beaches indicating a reduction in total gull usage (Table 5, Figure 6). Furthermore, four beaches exhibited a statistically detectable week by year interaction ($P < 0.08$) compared to the initial year of observations in 2007 (Table 7). During 2015, an increase of 26% was seen in the mean number of total gulls observed at the analyzed beaches when compared to 2014.

Canine harassment was conducted at 63rd and 57th Street Beaches in Chicago during 2015. At 63rd Street Beach, harassment was performed from dawn to dusk. Observations that occurred pre-harassment (i.e. pre-dawn) or on days when canines were not present, indicated that gulls primarily gathered on the beach. During 22 observations while canines were not actively deployed, a mean of 316 gulls were observed at the site with 88 gulls observed utilizing the beach (Table 8). Surveys conducted while canines were actively dispersing birds showed that gulls were not utilizing the beach and were forced to loaf off-site. While harassment activities were being conducted, a mean of 115 gulls were observed at the site which encompassed the beach, nearshore waters, beach parking lot, surrounding park, 59th Street Pier, and Casino Pier. Of the 115 gulls utilizing the site during harassment periods, a mean of 7 gulls were observed on the beach (Table 8).

Canine harassment was conducted intermittently at 57th Street Beach. When gull harassment was being conducted on 57th Street Beach, the canines being used at 63rd Street Beach would be moved to 57th Street

Beach. Due to the intermittent nature of the harassment, USDA-WS did not conduct an observation at 57th Street Beach while canine harassment activities were taking place.

Three quality control gull observational surveys were completed by a secondary observer during the swim season. During each of these surveys, estimates of the number of gulls using the locations were within 10% of each other for the number of total gulls observed. Total gull use data recorded by the secondary observer were -0.43%, -0.4%, and 2.5% away from the primary observer's totals.

As gull observations were conducted, Canada geese were recorded at all observation points during the beach season. From the beginning of the surveys through the nesting season, geese were not observed utilizing Chicago beaches as nesting locations. During this time period, non-breeding geese were most often observed in small numbers at Ohio Street, 12th Street, 31st Street, 63rd Street, Rainbow, and Calumet Beaches. After the nesting season, geese were seen grouping together to begin their molt (mid-June to early July). While molting and flightless, the geese formed large groups and congregated primarily on 31st Street Beach and were only seen occasionally at other beaches. After the molt (mid-July), the goose presence on Chicago beaches increased and was dispersed primarily among three beaches (12th Street, Rainbow, and Calumet) (Table 9).

Frequency of swim advisories on Chicago's beaches

At 14 beaches without canine harassment, water quality test results were compared to the data from 2006, the year before initiating egg oiling. During 2015, the proportion of water quality tests compared to 2006 decreased at 9 of the 14 beaches, with two beaches (Leone/Loyola, Oak Street Beach) showing a statistically detectable ($p \leq .08$) decrease (Table 2). When comparing 2015 to 2014, the proportion of tests resulting in a swim advisory decreased or stayed the same at 8 of 14 beaches (Table 2).

In addition to the 14 monitoring locations mentioned above, water quality testing was carried out at four beaches influenced by canine harassment activities during our study period. Table 2 shows years in which canine harassment was conducted full-time or intermittently. Of the four sites, 57th Street Beach was the only beach that showed a statistically detectable ($p \leq .08$) decrease in the number of swim advisories when 2015 was compared to 2014. Alternatively, Montrose beach was showed a statistically detectable ($p \leq .08$) increase in the number of swim advisories when 2015 was compared to 2014.

The most notable improvement in the proportion of swim advisories issued was experienced at 63rd Street Beach. During the 2008 and 2010-2015 swim seasons, the proportion of tests exceeding the recommended threshold during full-time harassment periods, were 0.06, 0.21, 0.11, 0.23, 0.14, 0.22, and 0.14 respectively. During 2006, 2007, and 2009, when canines were not used to disperse gulls full-time at 63rd Street Beach, the proportion of tests exceeding guidelines were 0.50, 0.57, and 0.57, respectively (Table 2). In 2015, 63rd Street beach showed a statistically detectable ($p \leq .08$) decrease in the number of swim advisories when compared with 2006.

DISCUSSION

Management efforts and results of the Chicago Ring-Billed Gull Damage Management Project are compared to 2007, our baseline year. Differences in gull use of beaches between 2015 and 2007 does not reflect the entire impact of the project and it is impossible to estimate how much our efforts to limit gull production in Chicago ultimately decreased the potential cumulative effect of gull recruitment during the previous eight years. Furthermore, comparisons are made to the initial egg oiling program in 2007, when 52% of the known Chicago ring-billed gull nests were rendered inviable, and is highly likely that fewer gulls used beaches in 2007 compared to 2006, the year prior to nest management.

During 2015, the known nesting population of gulls in Chicago decreased by approximately 700 nests compared to 2014. Through the completion of an aerial survey and a reduction in total gulls at our survey locations we feel that we have successfully located the substantial gull colonies within Chicago.

While there was a decrease in the total number of known nests, there was a 51% increase in the number of nests within the rooftop colonies (Table 4). This is attributed to the Midway1 colony returning to that nesting site and the discovery of the O'Hare1 colony. Due to the close proximity of Lake Calumet and Midway1, it is

possible that the Lake Calumet colony relocated to the Midway¹ since the habitat at Lake Calumet was unsuitable for nesting.

It appears that the long term gull nest and egg management program has played a major role in reducing the number of gulls contributing to conflicts during 2015. Between 2007 and 2015, 103,828 ring-billed gull nests were rendered inviable. With an estimated average fledge rate range of 0.80 to 1.9 young/ nest (Mousseau 1984, Brown and Morris 1994, Brown and Morris 1996), it is reasonable to surmise that between 83,062 and 197,273 hatch-year ring-billed gulls have been prevented from hatching. Beach survey data supports that a substantial reduction in recruitment has been occurring from 2007 through 2015. When compared to 2007, HY gull use of beaches in 2015 has declined by 86%, and AHY gulls by 34%. In the same time period, the mean number of total gulls observed on Chicago beaches declined 57%, and all nine of the beaches analyzed had a reduction in total gull usage. Due to the decrease in the number of HY gulls observed on the beaches, we believe the management program has been successful and it is unlikely that a large unmanaged colony exists within the City of Chicago. However, the increase (32%) in AHY gull use from 2014 to 2015 may suggest that there are unmanaged breeding colonies outside of the Chicago area. Further evaluation of areas adjacent to the City of Chicago is suggested to determine if there are any possible breeding areas that are not managed.

Gull harassment by canines has been effective at limiting the amount of time gulls loaf on 63rd Street Beach. During observations while canines were not actively deployed, a mean of 88 gulls were observed utilizing the beach. Surveys conducted while canines were actively dispersing birds showed that gulls were not using the beach and forced to loaf off-site. A mean of 7 gulls on the beach were observed while harassment activities were being conducted. The consistent disparity in numbers of gulls observed when dogs are present versus when they are not present suggests there is little aversive conditioning of the gulls to also stay away from the beaches.

Harassment performed by canines has the ability to reduce the number of gulls and their associated excrement on the beaches and the continued canine management activities at 63rd Street Beach has improved water quality while limiting gull activity. Yet, there is the prospective that canine harassment may displace gulls from one beach to another and therefore, increase gull activity at non-harassment beaches.

In addition to managing the HY production of gulls in Chicago, we believe that making beaches less attractive to gulls through managing refuse and reducing public feeding has resulted in fewer birds utilizing beaches as foraging locations.

Although a connection between gulls and increased FIB at beaches has been identified, the interaction between gulls and water quality is complex and not completely understood. Furthermore, each beach has its own set of variables that influences water quality, so it is unrealistic to attempt to decipher whether or not variations in gull use at a beach may have altered the amount of gull fecal matter necessary to affect the testing results for FIB at an individual beach on a particular day. When comparing 2015 to 2014, the proportion of swim advisories decreased at 10 of the 18 beaches tested. Also, when 2015 is compared to 2006, the proportion of swim advisories decreased or stayed the same at 12 of the 18 beaches tested. This downward trend in swim advisories may suggest that the reduction of gulls over the nine years of this project has decreased the amount of gull fecal matter entering the nearshore waters of Lake Michigan.

It should be noted that the number of Canada geese using a beach may also influence water quality. During our observation periods, fluctuations in the number of geese observed during surveys varied greatly throughout the swim season. A goose damage management project was being conducted simultaneously as the gull damage management project. Applications of the Anthraquinone-based chemical repellent FlightControl® PLUS were made to the grass to limit goose foraging near Montrose, 12th Street, 63rd Street, and Calumet Beaches. At the sites where goose foraging was limited, geese were often observed either on the sand or in the nearshore waters.

CONCLUSION

This project has demonstrated that through an intergraded approach, conflicts attributed to ring-billed gulls can be minimized. A multi-year nest management initiative combined with making the City of Chicago and its beaches “less gull friendly”, has shown a reduction of total gulls observed on Chicago’s beaches.

Additionally, it is encouraging that improvement in FIB test results corresponded with a reduction in the number of gulls utilizing Chicago beaches. Furthermore, the use of canine harassment at 63rd Street Beach has been shown to be effective at minimizing gull excrement on the beach and continues to show encouraging positive water quality test results at the application beach.

While the Integrated Ring-billed Gull Damage Management Project has focused on limiting the recruitment of HY gulls into existing Chicago colonies, it is also our goal to learn more about HY and AHY gull dispersal after the nesting season. We are hopeful we can gain information on the movements patterns of gulls in the Great Lakes Region as well as understand how harassment efforts at 63rd Street Beach effects nearby beaches. Through future observations of gull use of beaches and satellite tracking of regional gull movements, we are hopeful that we can provide beach managers pertinent information that will allow them to make science-based decisions regarding future management of ring-billed gulls at nearby colonies.

ACKNOWLEDGEMENTS

The authors wish to thank the Chicago Park District for their partnership and continued support on this project. We also appreciate the Illinois International Port District, the US Army Corps of Engineers, the Chicago Department of Water Management, and private property owners for granting us permission to access their property to conduct this project. Funding was provided by the U.S. Environmental Protection Agency through the Great Lakes Restoration Initiative under the direction of the Chicago Park District.

LITERATURE CITED

- Belant, J. L., S. K. Ickes, and T. W. Seamans. 1998. Importance of landfills to urban nesting herring and ring-billed gulls. *Landscape and Urban Planning* 43: 11 – 19.
- Blackwell, B. F., T. W. Seamans, D. A. Helon, and R. A. Dolbeer. 2000. Early loss of herring gull clutches after egg-oiling. *Wildlife Society Bulletin* 28: 70 – 75.
- Brown, K. M. and R. D. Morris. 1994. The influence of investigator disturbance on the breeding success of Ring-billed Gulls (*Larus delawarensis*). *Colonial Waterbirds* 17: 7 – 17.
- Brown, K. M. and R. D. Morris. 1996. From tragedy to triumph: Renesting in Ring-billed-gulls. *Auk* 113: 23 – 31.
- Canadian Wildlife Service. 1975. Gull seminar proceedings. Canadian Wildlife Service, Sackville, New Brunswick.
- Conover, M. R., W. C. Pitt, K. K. Kessler, T. J. Dubow, and W. A. Sanborn. 1995. Review of human injuries, illnesses and economic-based losses caused by wildlife in the United States. *Wildlife Society Bulletin* 23:407 – 414.
- Converse, R. R., J. L. Kinzelman, E. A. Sams, E. Hudgens, A. P. Dufour, H. Ryu, J.W. Santo-Domingo, C. A. Kelty, O. C. Shanks, S. D. Siefiring, R. A. Haugland, and T. J. Wade. 2012. Dramatic Improvements in Beach Water Quality Following Gull Removal. *Environmental Science and Technology* 46:10206 – 10213.
- Costello, D. F. 1971. *The world of the gull*. Lippincott Co., Philadelphia and New York.
- Cuthbert, F. J., J. McKearnan, L. R. Wires, and A. Joshi. 2003. Distribution and abundance of colonial waterbirds in the U.S. Great Lakes: 1997-1999. Draft 16. Report to the U.S. Fish and Wildlife Service.
- Darling, L. 1965. *The gull's way*. William Morrow and Co., New York.
- Dolbeer, R. A., S. E. Wright, and E. C. Cleary. 1995. Bird and other wildlife strikes to civilian aircraft in the U. S., 1994 Interim report DTFA01-91-Z-02004. USDA for FAA, FAA Technical Center, Atlantic City, New Jersey.
- P8. Federal Aviation Administration Wildlife Strike Database. 2007. <http://wildlife.pr.erau.edu/public/>
- Dolbeer, R. A., S. E. Wright, J.R. Weller, A.L. Anderson, and M. J. Begier. 2015. Wildlife strikes to civilian aircraft in the U. S. 1990-2014. Federal Aviation Administration National Wildlife Strike Database Serial Report Number 21. Report of the Associate Administrator of Airports Office of Airport Safety and Standards Airport Safety and Certification. Washington, DC.
- Edge, T. A. and S. Hill. 2007. Multiple lines of evidence to identify the sources of fecal pollution at a freshwater beach in Hamilton Harbour, Lake Ontario. *Water Research* 41:3585 – 3594.
- Federal Aviation Administration. 2014. Wildlife Strike Database. Retrieved from <http://wildlifecenter.pr.erau.edu/databaseQuery/selectAirport.php>
- Fetterolf, P. M. 1983. Effects of investigator activity on ring-billed gull behavior and reproductive performance. *Wilson Bulletin* 95:23 – 41.
- Gabrey, S. W. 1996. Migration and dispersal in Great Lakes ring-billed and herring gulls. *Journal of Field Ornithology* 67:327 – 339.
- Godfrey, W. E. 1966. *Birds of Canada*. National Museums of Canada, Ottawa.

- Graham, F., Jr. 1975. *Gulls. A social history*. Random House, New York.
- Hadidian, J., G. R. Hodge, and J. W. Grandy. 1997. *Wild Neighbors: the humane approach to living with wildlife*. Fulcrum Publishing, Golden, Colorado.
- Hansen, D. L., S. Ishii, M. J. Sadowsky, R. E. Hicks. 2011. Waterfowl abundance does not predict the dominant avian source. *Journal of Environmental Quality* 40:1924 – 1931.
- Hartmann, J. W., S. F. Beckerman, T. W. Seamans, R. M. Engeman, S. Abu-Absi. 2009. Report to the City of Chicago on conflicts with ring-billed gulls and the 2008 integrated ring-billed gull damage management project (Prepared for Chicago Department of Environment) Springfield, IL: USDA/APHIS/Wildlife Services.
- Hartmann, J. W., S. F. Beckerman, T. W. Seamans, R. M. Engeman, S. Abu-Absi. 2010. Report to the City of Chicago on conflicts with ring-billed gulls and the 2009 integrated ring-billed gull damage management project (Prepared for Chicago Department of Environment) Springfield, IL: USDA/APHIS/Wildlife Services.
- Hartmann, J. W., S. F. Beckerman, R. M. Engeman, T. W. Seamans, S. Abu-Absi. 2012. Report to the City of Chicago on conflicts with ring-billed gulls and the 2011 integrated ring-billed gull damage management project (Prepared for Chicago Department of Environment) Springfield, IL: USDA/APHIS/Wildlife Services.
- Hartmann, J. W., S. F. Beckerman, R. M. Engeman, T. W. Seamans. 2013. Report to the Chicago Park District on conflicts with ring-billed gulls and the 2012 integrated ring-billed gull damage management project (Prepared for Chicago Park District) Springfield, IL: USDA/APHIS/Wildlife Services.
- Ickes, S. K., J. L. Belant, and R. A. Dolbeer. 1998. Nest disturbance techniques to control nesting by gulls. *Wildlife Society Bulletin* 26:269 – 273.
- Illinois Department of Public Health. (2010) Beach Monitoring Web Site. Retrieved from <http://app.idph.state.il.us/envhealth/ilbeaches/public/>.
- Lake County Board. (2004) Lake County Regional Framework Plan. Lake County, Illinois. Retrieved from www.co.lake.il.us/health
- Kinzelman, J., S. L. McLellan, A. Amick, J. Preedit, C. O. Scopel, O. Olapade, S. Gradus, A. Singh, and G. Sedmak. 2008. Identification of human enteric pathogens in gull feces at Southwestern Lake Michigan bathing beaches. *Canadian Journal of Microbiology* 54:1006 - 1015.
- Kinzelman, J., S. L. McLellan, A. Daniels, S. Cashin, A. Singh, S. Gradus, and R. Bagley. 2004. Non-point Source Pollution: Determination of Replication versus Persistence of *Escherichia coli* in Surface Water and Sediments with Correlation of Levels to Readily Measurable Environmental Parameters. *Journal of Water Health* 2:103 – 114.
- Linnell, M. A., M. R. Conover, and T. J. Ohashi. 1996. Analysis of bird strikes at a tropical airport. *Journal of Wildlife Management* 60:935 – 945.
- Linnell, M.A., M. R. Conover, and T. J. Ohashi. 1999. Biases in bird strike statistics based on pilot reports. *Journal of Wildlife Management* 63:997 – 1003.
- Levesque, B.; P. Brousseau, F. Bernier, E. Dewailly, and J. Joly. 2000. Study of the bacterial content of ring-billed gull droppings in relation to recreational water quality. *Water Research* 34:1089 – 1096.
- Ludwig, J. P. 1974. Recent changes in the ring-billed gull population and biology in the Laurentian Great Lakes. *Auk* 91:575 – 594.

- Maxson, S. J., and K. V. Haws. 2000. Population Studies of Piping Plovers at Lake of the Woods, Minnesota: 19 Year History of a Declining Population. *Waterbirds*: 23:475 – 481.
- Morris, R. D., I. R. Kirkham, and J. W. Chardine. 1980. Management of a declining Common Tern colony. *Journal of Wildlife Management* 44:241 – 245.
- Mousseau, P. 1984. A comparison of two methods to assess the breeding success of Ring-billed Gulls. *Journal of Field Ornithology* 55: 151 – 159.
- National Oceanic Atmospheric Administration. 2014. Chicago summer precipitation rankings. Retrieved from http://www.crh.noaa.gov/lot/?n=CHI_summer_precip
- Nol, E., and H. Blokpoel. 1983. Incubation period of ring-billed gulls and the egg immersion technique. *Wilson Bulletin* 95: 283 – 286.
- Nugent, B., K. Gagne, and M. J. Dillingham. 2008. Managing gulls to reduce fecal coliform bacteria in a municipal drinking water source. *Proceedings of the Vertebrate Pest Conference* 23: 26 – 30.
- Olijnyk, C. G., and K. M. Brown. 1999. Results of a seven year effort to reduce nesting by herring and great black-backed gulls. *Waterbirds* 22: 285 – 289.
- Pochop, P A., J. L. Cummings, C. A. Yoder, and J. E. Steuber. 1998. Comparison of white mineral oil and corn oil to reduce hatchability in ring-billed gull eggs. *Proceedings of the Vertebrate Pest Conference* 18: 411 – 413.
- Rasmussen, T.J., and Schmidt, H.C. 2009. Stormwater Runoff: What it is and why it is important in Johnson County, Kansas. U.S. Geological Survey Fact Sheet 2009–3103.
- RTI International. 2011. Bacteria TDMLs for Illinois' Lake Michigan Beaches Options Summary report. Task Order 2010-25, Report to the U.S. Environmental Protection Agency.
- Ryder, J. P. 1993. Ring-billed gull. In *The birds of North America*, No. 33 (A. Poole, P. Stettenheim, and F. Gill, Eds.). Philadelphia: The Academy of Natural Sciences; Washington, DC: The American Ornithologists' Union.
- Sauer, J. R., J. E. Hines, J. E. Fallon, K. L. Pardieck, D. J. Ziolkowski, Jr., and W. A. Link. 2014. The North American Breeding Bird Survey, Results and Analysis 1966 - 2012. Version 02.19.2014 USGS Patuxent Wildlife Research Center, Laurel, MD.
- Schreiber, E., and R. W. Schreiber. 1975. *Wonders of sea gulls*. Dood Mead and Co., New York.
- Soucie W.T., and M. A. Pfister. 2003. E. coli source identification on Lake Michigan Beaches in Lake County, Illinois. Great Lakes Beach Association Annual Meeting.
- U. S. EPA. 2012. Recreational Water Quality Criteria. Office of Water: EPA-820-F-12-058.
- Vermeer, K. 1970. Breeding biology of California and Ring-billed Gulls: a study of ecological adaptations to the inland habitat. Report Series Number 12. Environment Canada, Canadian Wildlife Service, Ottawa.
- Weseloh, D. V. 1984. The origins of banded Herring Gulls recovered in the Great Lakes region. *Journal of Field Ornithology* 55:190 – 195.
- Whitman, R. L., and M. B. Nevers. 2003. Foreshore sand as a source of *Escherichia coli* in nearshore water of a Lake Michigan beach. *Applied and Environmental Microbiology* 69:5555 – 5562.

- Whitman, R. L., M. B. Nevers, G. C. Korinek, and M. N. Byappanahalli. 2004. Solar and temporal effects on *E. coli* concentration at a Lake Michigan swimming beach. *Applied and Environmental Microbiology* 70: 4276 – 4285.
- Wright, S. 2010. Some Significant Wildlife Strikes to Civil Aircraft in the United States (1990 - April 2010). US Department of Agriculture/Animal and Plant Health Inspection Service/Wildlife Services. Sandusky, OH. May 5, 2010.

Table 1. Number of ring-billed gull observation surveys within week blocks in 2007 through 2015 field seasons in Chicago, Illinois.

Block	Dates	Number of Observations								
		2007	2008	2009	2010	2011	2012	2013	2014	2015
1	5/27-6/2	3	0	3	3	3	3	3	3	3
2	6/3-6/9	3	0	3	3	3	3	3	3	3
3	6/10-6/16	2	1	3	3	3	3	3	3	3
4	6/17-6/23	3	7	3	3	3	3	3	3	3
5	6/24-6/30	3	6	3	3	3	3	3	3	3
6	7/1-7/7	2	4	3	3	3	3	3	3	3
7	7/8-7/14	2	5	3	3	3	3	3	3	3
8	7/15-7/21	3	4	3	3	3	3	3	3	3
9	7/22-7/28	2	4	3	3	3	3	3	3	3
10	7/29-8/4	1	3	3	3	3	3	3	3	3
11	8/5-8/11	0	3	3	3	3	3	3	3	3
12	8/12-8/18	0	3	3	3	3	3	3	3	3
13	8/19-8/25	0	3	3	3	3	3	3	3	3
14	8/26-9/1	0	2	3	3	3	3	3	3	3
15	9/2-9/9	0	1	3	3	3	3	3	3	3

¹ Hatch-year and after hatch-year gull analysis conducted on observation blocks 5-10

Table 2. The proportion of water samples on Chicago's beaches from 2006 – 2015 that exceeded established water quality standards, where 2006 represents a pre-egg oiling treatment baseline year.

Beach	Proportion of tests resulting in swim advisories or bans										2006 vs. 2015 p-values	2014 vs. 2015 p-values
	2006 ¹	2007 ¹	2008 ¹	2009 ¹	2010 ²	2011 ²	2012 ²	2013 ²	2014 ²	2015 ²		
Juneway	0.09	0.1	0.14	0.03	0.04	0.06	0.07	0.01	0.08	0.07	0.52	0.67
Rogers	0.08	0.07	0.12	0.03	0.04	0.06	0.04	0.01	0.04	0.09	0.81	0.23
Howard	0.08	0.08	0.13	0.03	0.09	0.07	0.04	0.03	0.03	0.09	0.83	0.11
Jarvis/Fargo	0.08	0.11	0.11	0.01	0.1	0.06	0.12	0.03	0.06	0.03	0.15	0.38
Leone/Loyola	0.13	0.08	0.07	0.08	0.07	0.07	0.07	0.04	0.08	0.03	0.0172	0.12
Hollywood/Osterman	0.18	0.16	0.1	0.12	0.19	0.11	0.09	0.07	0.08	0.17	0.94	0.12
North Avenue	0.11	0.2	0	0.06	0.03	0.08	0.05	0.06	0.07	0.07	0.37	0.95
Oak Street	0.09	0.21	0.04	0.03	0.11	0.05	0	0.03	0.04	0.01	0.0278	0.29
Ohio Street	0.13	0.18	0.09	0.11	0.07	0.14	0.07	0.1	0.23	0.15	0.68	0.22
12th Street	0.22	0.1	0.07	0.15	0.13	0.15	0.15	0.17	0.15	0.14	0.21	0.86
31st Street	0.27	0.41	0.17	0.13	0.21	0.17	0.21	0.14	0.16	0.17	0.14	0.94
South Shore	0.21	0.26	0.15	0.16	0.31	0.22	0.16	0.31	0.21	0.18	0.55	0.55
Rainbow	0.22	0.41	0.19	0.27	0.24	0.24	0.3	0.18	0.22	0.24	0.69	0.69
Calumet	0.28	0.41	0.17	0.23	0.22	0.16	0.16	0.15	0.21	0.31	0.65	0.16

Beach	Proportion of tests resulting in swim advisories or bans at canine harassment locations ³										2006 vs. 2015 p-values	2014 vs. 2015 p-values
	2006	2007	2008	2009	2010	2011	2012	2013	2014	2015		
Foster	0.19 ⁴	0.21 ⁴	0.14	0.08	0.10	0.04	0.11	0.09	0.10	0.11	0.16	0.89
Montrose	0.24	0.28	0.25	0.23	0.21	0.23	0.27 ⁴	0.29	0.20	0.37	.0880*	.0188*
57th Street	0.23	0.26	0.00 ⁵	0.33	0.13 ⁴	0.14 ⁴	0.15 ⁴	0.06 ⁴	0.16 ⁴	0.06 ⁴	0.0041	0.0588
63rd Street	0.50	0.57 ⁴	0.06 ⁵	0.57	0.21 ⁵	0.11 ⁵	0.23 ⁵	0.14 ⁵	0.22 ⁵	0.14 ⁵	<.0001	0.25

¹ Test results from Illinois Department of Public Health Database <http://app.idph.state.il.us/envhealth/ilbeaches/public/>

² Test results from Chicago Park District (unpublished data)

³ Years without canine harassment are indicated by no superscript

⁴ Intermittent canine harassment

⁵ Full-time canine harassment

Table 3. Estimated number of ring-billed gull nests and eggs oiled at Dime Pier/DuSable Harbor Breakwall and Lake Calumet, Chicago, Illinois, in 2007 through 2015. The percentages of nests oiled are shown in parentheses.

	Number of Known Ring-billed Gull Nests								
	2007	2008	2009	2010	2011	2012	2013	2014	2015
Dime Pier/ DuSable Harbor Breakwall/ Lock	3,797	4,727	4,668	5,292	5,139	4,795	5,191	4,226	4,406
Lake Calumet	31,395	22,918	21,355	0	3,454	6	0	2,756	0
Total	35,192	27,645	26,023	5,292	8,593	4,801	5,191	6,982	4,406

	Number of Nests Removed or Treated								
	2007 ¹	2008	2009	2010	2011	2012	2013	2014	2015
Dime Pier/ DuSable Harbor Breakwall/ Lock	3,470	3,773	3,750	3,954	4,223	4,055	4,398	3,578	3,737
Lake Calumet	15,000	18,363	17,391	0	2,933	0	0	2,296	0
Total	18,470 (52) ²	22,136 (80)	21,141 (81)	3,954 (75)	7,156 (83)	4,055 (84)	4,398 (85)	5,874 (84)	3737 (85)

	Number of Eggs Removed or Treated								
	2007	2008	2009	2010	2011	2012	2013	2014	2015
Dime Pier/ DuSable Harbor Breakwall/ Lock	8,764	9,554	8,889	10,285	10,398	10,408	13,350	10,335	9,517
Lake Calumet	41,753	48,036	41,244	0	6,663	0	0	5,723	0
Total	50,517	57,590	50,133	10,285	17,061	10,408	13,350	16,058	9,517

¹ 2007 known nests totals were estimated for Lake Calumet

² Estimated percentages of nests managed

Table 4. Number of ring-billed gull and herring gull nests and eggs removed or treated at rooftop colonies between 2011 and 2015.

Site Name	Location	2011				2012				2013			
		Ring-billed gull		Herring gull		Ring-billed gull		Herring gull		Ring-billed gull		Herring gull	
		Nests	Eggs	Nests	Eggs	Nests	Eggs	Nests	Eggs	Nests	Eggs	Nests	Eggs
Jardine Water Purification Plant	Chicago, IL	1,754	4,613	139	375	885	2,058	37	104	16	37	35	108
Midway1 ¹	Chicago, IL	4,335	10,259	203	504	768	1,486	65	142	119	274	52	140
Midway2 ¹	Chicago, IL	1	3	94	229	1	2	14	27	0	0	14	27
Lincolnwood	Lincolnwood, IL	-	-	-	-	89	200	191	515	-	-	98	216
McCormick Place	Chicago, IL	-	-	-	-	-	-	-	-	-	-	-	-
O'Hare1	Chicago, IL	-	-	-	-	-	-	-	-	-	-	-	-
Total		6,090	14,875	436	1,108	1,743	3,746	307	788	135	311	199	491

Site Name	Location	2014				2015			
		Ring-billed gull		Herring gull		Ring-billed gull		Herring gull	
		Nests	Eggs	Nests	Eggs	Nests	Eggs	Nests	Eggs
Jardine Water Purification Plant	Chicago, IL	750	1,714	31	73	289	730	21	59
Midway1 ¹	Chicago, IL	1	3	11	25	1,527	3,281	15	28
Midway2 ¹	Chicago, IL	0	0	0	0	0	0	0	0
Lincolnwood	Lincolnwood, IL	0	0	69	186	-	-	-	-
McCormick Place	Chicago, IL	740	3,273	182	478	734	1,534	151	415
O'Hare1	Chicago, IL	-	-	-	-	898	1,679	0	0
Total		1,491	4,990	293	762	3,448	7,224	187	502

¹ Nests and eggs reported are greater than the actual colony size due to gulls re-nesting during the removal period

Table 5. Mean number of hatch-year, after hatch-year, and total ring-billed gulls observed per observational survey on beaches without canine harassment in Chicago, Illinois during weeks 5-10 of the observation period in 2007 through 2015. Percentage changes for 2015 in comparison to 2007 are shown in parentheses.

Beach	Year	Hatch-Year	After Hatch-Year	Total
Leona/Loyola	2007	41.7	79.2	120.9
	2008	16.1	71.1	87.1
	2009	8.8	114.4	123.2
	2010	11.9	58.3	70.2
	2011	5.1	68.8	73.9
	2012	1.8	113.8	115.6
	2013	7.1	58.6	65.7
	2014	8.6	47.4	53.6
	2015	3.9 (-91)	79.2 (0)	83.1 (-31)
Hollywood/ Osterman	2007	114.1	204.4	318.5
	2008	22.2	216.0	238.2
	2009	6.8	161.8	168.6
	2010	11.4	121.7	133.1
	2011	5.1	98.3	103.4
	2012	3.9	134.3	138.2
	2013	7.8	81.9	89.8
	2014	11.8	75.1	88.1
	2015	4.4 (-96)	125.1 (-42)	129.6 (-59)
North Avenue	2007	83.0	155.7	238.7
	2008	12.2	130.2	142.5
	2009	9.7	145.0	154.7
	2010	15.6	161.5	177.1
	2011	9.5	173.4	182.9
	2012	2.8	160.0	162.8
	2013	12.6	110.7	123.3
	2014	13.2	114.4	127.6
	2015	14.3 (-83)	134.0 (3)	148.3 (-38)
Oak Street	2007	4.1	13.2	17.3
	2008	0.4	7.2	7.6
	2009	0.6	15.8	16.4
	2010	1.2	7.8	9.0
	2011	0.7	8.9	9.6
	2012	0.2	6.6	6.8
	2013	0.2	3.0	3.2
	2014	0.6	8.4	9.0
	2015	0.1 (-98)	2.4 (-67)	2.4 (-86)
Ohio Street	2007	0.4	5.9	6.3
	2008	0.3	4.3	4.6
	2009	0.1	4.4	4.4
	2010	0.3	7.2	7.6
	2011	0.2	7.1	7.3
	2012	0.3	5.7	5.9
	2013	0.0	3.6	3.6
	2014	1.0	5.4	6.4
	2015	0.6 (44)	3.7 (-37)	4.3 (-32)

Beach	Year	Hatch-Year	After Hatch-Year	Total
12th Street	2007	28.9	57.8	86.8
	2008	16.3	82.3	98.6
	2009	9.8	41.8	51.6
	2010	7.9	37.6	45.4
	2011	4.8	47.1	51.9
	2012	8.3	67.7	76.0
	2013	12.9	45.0	57.9
	2014	11.3	32.2	43.5
	2015	4.9 (-83)	23.6 (-59)	28.6 (-67)
31st Street	2007	86.3	93.3	179.5
	2008	28.1	129.9	158.0
	2009	17.3	139.7	156.9
	2010	16.1	47.3	63.4
	2011	12.1	89.3	101.4
	2012	3.1	54.4	57.5
	2013	10.9	23.0	33.9
	2014	10.4	16.4	26.8
	2015	7.1 (-92)	30.2 (-68)	37.2 (-79)
Rainbow	2007	137.9	183.2	321.1
	2008	39.4	263.4	302.9
	2009	28.7	186.1	214.8
	2010	33.9	190.4	224.4
	2011	13.3	153.3	166.6
	2012	10.5	182.1	192.6
	2013	29.6	156.8	186.4
	2014	29.2	117.3	146.4
	2015	32.6 (-76)	131.5 (-28)	164.1 (-49)
Calumet	2007	180.1	84.8	264.9
	2008	38.3	56.3	94.6
	2009	17.4	63.6	80.9
	2010	27.8	60.7	88.4
	2011	10.2	74.3	84.6
	2012	6.6	79.6	86.2
	2013	20.6	67.5	88.1
	2014	12.7	21.1	33.8
	2015	26.6 (-85)	47.7 (-44)	74.3 (-72)
Total	2007	676.5	877.4	1553.9
	2008	173.3	960.8	1134.1
	2009	99.1	872.5	971.6
	2010	126.1	692.6	818.6
	2011	60.9	720.7	781.6
	2012	37.3	804.2	841.6
	2013	101.7	550.1	651.8
	2014	98.7	437.7	535.2
	2015	94.5 (-86)	577.3 (-34)	671.8 (-57)

Table 6. Mean number of hatch-year, after hatch-year, and total ring-billed gulls observed per observational survey at locations influenced by canine harassment in Chicago, Illinois during weeks 5-10 of the observation period in 2007 through 2015. Percentage changes for 2015 in comparison to 2007 are shown in parentheses.

Beach	Year	Hatch-Year	After Hatch-Year	Total
Foster	2007	45.9	71.2	117.1
	2008	34.3	162.1	196.3
	2009	7.6	130.2	137.8
	2010	9.9	86.6	96.5
	2011	3.4	59.3	62.7
	2012	2.7	106.4	109.2
	2013	8.4	61.2	69.6
	2014	12.1	73.1	85.2
	2015	6.2 (-86)	83.9 (18)	90.1 (-23)
Montrose	2007	205.5	314.8	520.3
	2008	46.6	313.3	360.0
	2009	20.0	222.7	242.7
	2010	36.0	294.3	330.3
	2011	19.8	350.1	369.9
	2012	8.2	281.6	289.7
	2013	33.1	209.5	242.6
	2014	38.6	189.4	228.0
	2015	34.8 (-83)	260.6 (-17)	295.3 (-43)
Montrose Harbor	2007	33.0	58.7	91.6
	2008	9.6	37.9	47.5
	2009	7.4	52.6	60.1
	2010	9.3	57.1	66.4
	2011	2.7	35.7	38.4
	2012	4.1	89.4	93.6
	2013	8.4	33.3	41.8
	2014	6.4	27.3	33.7
	2015	4.9 (-85)	40.4 (-31)	45.4 (-50)

Beach	Year	Hatch-Year	After Hatch-Year	Total
57 th Street	2007	109.5	121.3	230.8
	2008	1.3	3.6	4.9
	2009	14.2	96.0	110.2
	2010	15.5	92.8	108.3
	2011	6.9	54.8	61.8
	2012	2.4	109.1	111.4
	2013	14.7	58.6	73.2
	2014	12.1	31.1	43.2
	2015	24.1 (-78)	26.0 (-79)	50.1 (-78)
63 rd Street	2007	65.0	170.6	235.6
	2008	0.5	3.5	4.0
	2009	35.5	252.7	288.2
	2010	2.8	21.6	24.3
	2011	4.5	85.2	89.7
	2012	1.6	33.7	35.3
	2013	8.6	24.4	33.0
	2014	12.1	10.8	13.4
	2015	2.3 (-96)	21.3 (-88)	23.6 (-90)
Jackson Harbor	2007	34.6	125.2	159.8
	2008	15.7	106.5	122.2
	2009	16.1	105.7	121.8
	2010	14.2	130.8	145.0
	2011	2.3	64.9	67.2
	2012	1.6	115.1	116.6
	2013	6.3	59.7	66.0
	2014	7.9	65.8	73.8
	2015	21.4 (-38)	161.3 (29)	182.7 (14)

Table 7. P-value of year (2007 through 2015) by week (weeks 5-10) interaction for hatch-year, after hatch-year, and total ring-billed gull use of beaches without canine harassment.

Beach	Hatch-Year			After Hatch-Year			Total		
	year	week	yr*wk	year	week	yr*wk	year	week	yr*wk
Leona/Loyola	<.0001	<.0001	0.015	<.0001	0.0138	0.23	<.0001	<.0001	0.53
Hollywood/Osterman	<.0001	<.0001	<.0001	<.0001	0.0006	0.35	<.0001	<.0001	0.0926
North Avenue	<.0001	<.0001	0.0001	0.0196	<.0001	0.0216	0.0008	<.0001	0.0699
Oak Street	<.0001	<.0001	<.0001	0.0037	0.0707	0.0099	0.0008	0.0113	0.0025
Ohio Street	0.11	0.48	0.2	0.76	0.27	0.11	0.78	0.39	0.13
12th Street	<.0001	<.0001	0.0112	0.0004	0.48	0.0601	0.0001	0.87	0.0994
31st Street	<.0001	<.0001	<.0001	<.0001	0.75	0.97	<.0001	0.53	0.82
Rainbow	<.0001	<.0001	<.0001	<.0001	15	0.13	<.0001	0.26	0.0331
Calumet	<.0001	<.0001	<.0001	0.19	0.0847	0.81	<.0001	0.0014	0.0075

Table 8. Mean number of total ring-billed gulls observed at 63rd Street Beach during periods of time with and without canine harassment during 2015.

Gulls Observed at 63rd Street Beach during 2015		
Location	Non-harassment (n=22)	Harassment (n=35)
Near Shore ¹	9.7	6.7
Park ¹	20.8	6.0
Beach ²	88.1	7.4
Casino Pier ²	80.0	27.6
59th Street Pier ²	117.7	67.5
Total	316.3	115.1

¹ Canines did not have access to this area

² Canines had access to this area

Table 9. Mean number of Canada geese observed per survey at beaches in Chicago, Illinois during weeks 1-15 in 2015.

Beach	1 (5/27- 6/2)	2 (6/3-6/9)	3 (6/10- 6/16)	4 (6/17- 6/23)	5 (6/24- 6/30)	6 (7/1-7/7)	7 (7/8- 7/14)	8 (7/15- 7/21)	9 (7/22- 7/28)	10 (7/29- 8/4)	11 (8/5- 8/11)	12 (8/12- 8/18)	13 (8/19- 8/25)	14 (8/26- 9/1)	15 (9/2-9/8)	Mean 1-15
Leona/Loyola	0.0	0.0	0.0	0.0	0.0	0.0	0.0	0.0	0.0	0.0	0.0	0.0	0.0	0.0	0.0	0.0
Hollywood/Osterman	0.0	0.0	0.0	0.0	0.0	0.0	0.0	0.0	0.0	0.0	0.0	0.0	0.0	0.0	0.0	0.0
Foster	0.0	0.0	0.0	0.0	0.0	0.0	0.0	0.0	0.0	0.0	0.0	0.0	0.0	0.0	0.0	0.0
Montrose	0.0	0.0	0.0	0.0	0.0	0.0	0.0	0.0	0.0	0.0	0.0	0.0	0.0	6.7	0.0	0.4
North Avenue	0.0	0.0	0.0	0.0	0.0	0.0	0.0	0.0	0.0	0.0	0.0	0.0	0.0	0.3	0.0	0.0
Oak Street	0.0	0.0	0.0	0.0	0.0	0.0	0.0	0.0	0.0	0.0	0.0	0.0	0.0	0.0	0.0	0.0
Ohio Street	2.7	0.0	4.7	0.7	0.0	2.7	0.0	0.0	0.0	0.7	0.0	0.0	0.3	0.0	0.0	0.8
12 th Street	13.7	5.3	1.7	0.0	0.0	3.7	0.0	16.7	47.7	63.3	11.7	0.0	1.3	1.0	0.0	11.1
31 st Street	0.0	5.7	9.7	11.7	27.0	0.0	9.3	1.7	0.0	0.0	0.0	0.0	0.0	0.0	0.0	4.3
57 th Street	0.0	0.0	0.0	0.0	0.0	0.0	0.0	0.0	0.0	0.0	0.0	0.0	0.0	0.0	0.0	0.0
63 rd Street	2.0	7.7	1.3	0.0	0.0	0.0	0.0	0.0	0.0	1.3	0.0	0.0	0.7	0.0	0.0	0.9
South Shore	0.0	0.0	0.0	0.0	0.0	0.0	0.0	0.0	0.0	0.0	0.0	0.0	0.0	0.0	0.0	0.0
Rainbow	3.3	0.0	31.0	0.0	0.0	0.0	19.3	0.0	60.0	98.3	34.7	24.0	5.3	2.7	43.0	21.4
Calumet	0.7	2.0	2.3	1.7	0.0	1.3	7.3	6.3	26.7	46.3	47.0	40.7	78.3	27.3	62.3	23.4
Total - All Beaches	22.3	20.7	50.7	14.0	27.0	7.7	36.0	24.7	134.3	210.0	93.3	64.7	86.0	38.0	105.3	

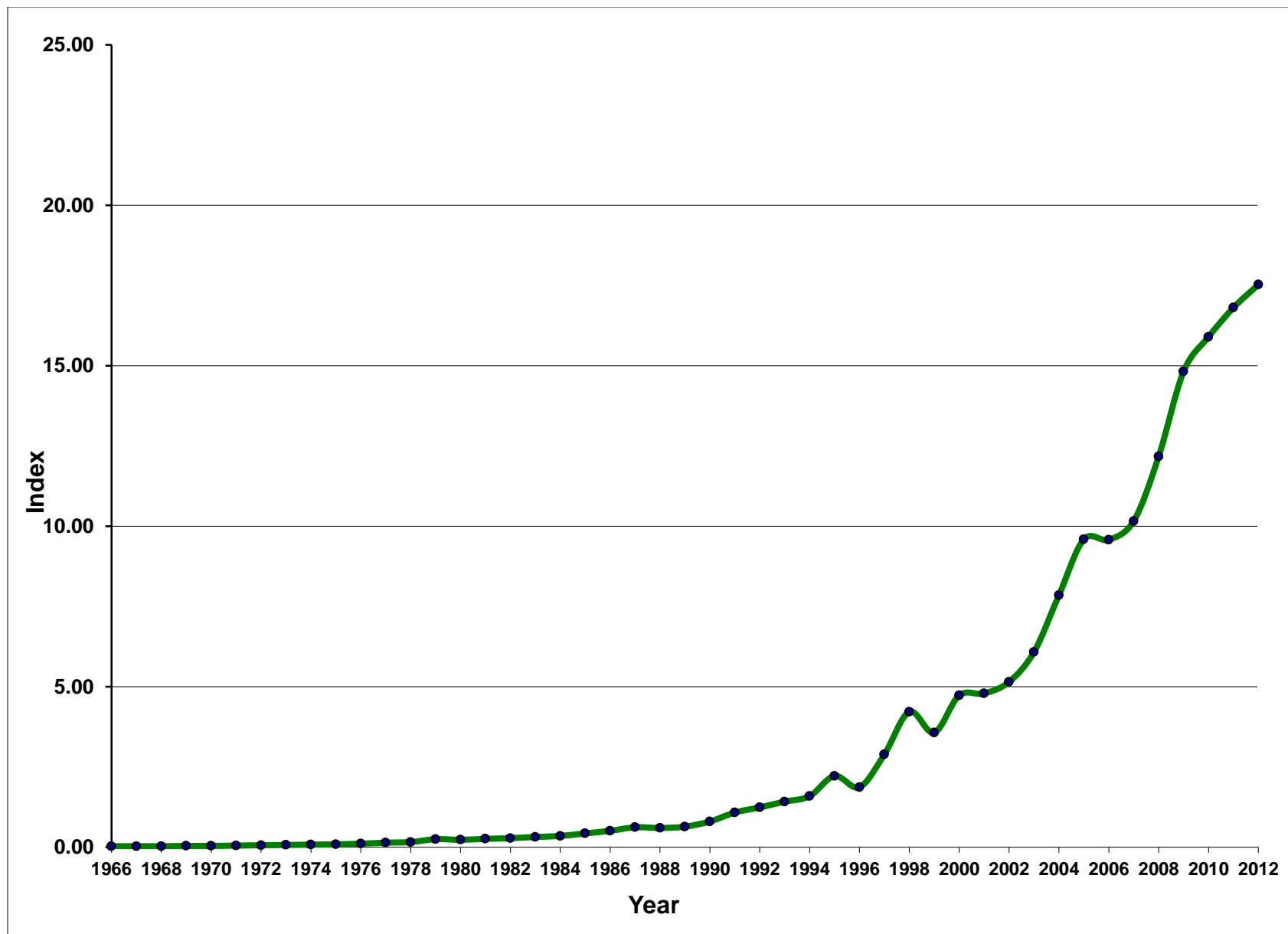
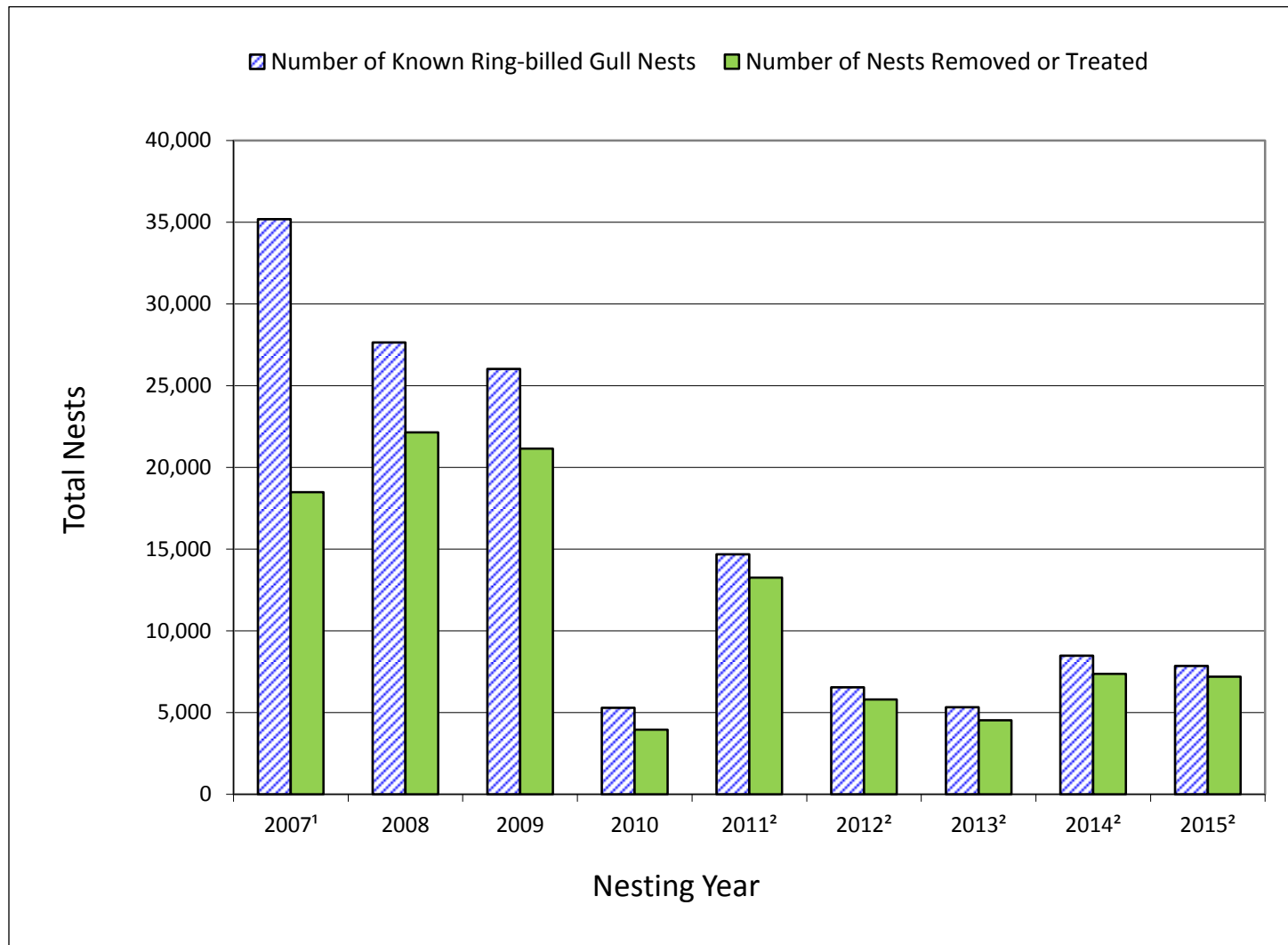


Figure 1. Breeding Bird Survey annual population indices for ring-billed gulls in Illinois from 1966-2012 from Sauer et al. (2014).



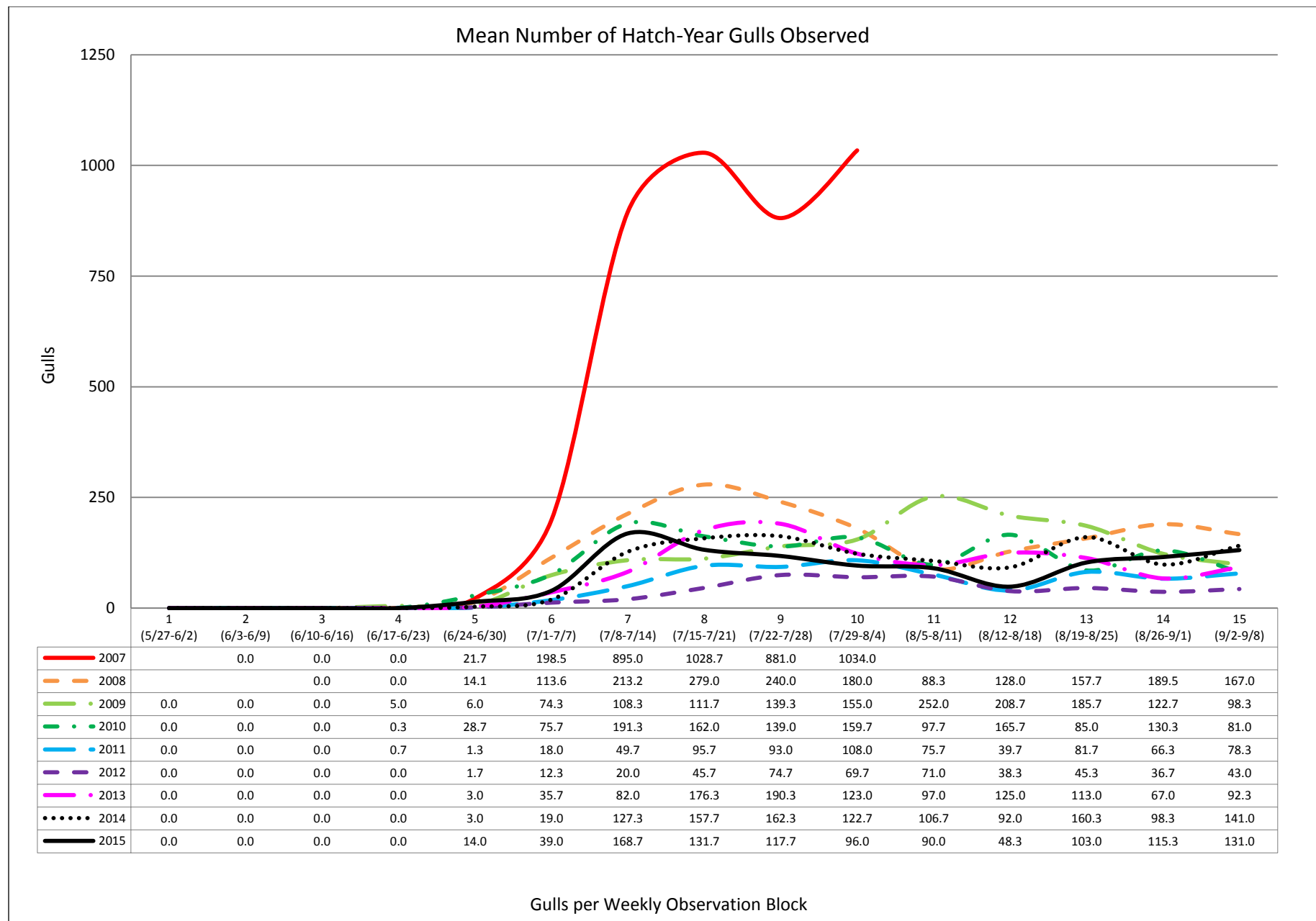
Figure 2. Observation points and gull colony locations in Chicago, Illinois, 2015.



¹ 52 percent of the total nests in 2007 were estimated. During 2008 through 2015 all nests were physically counted

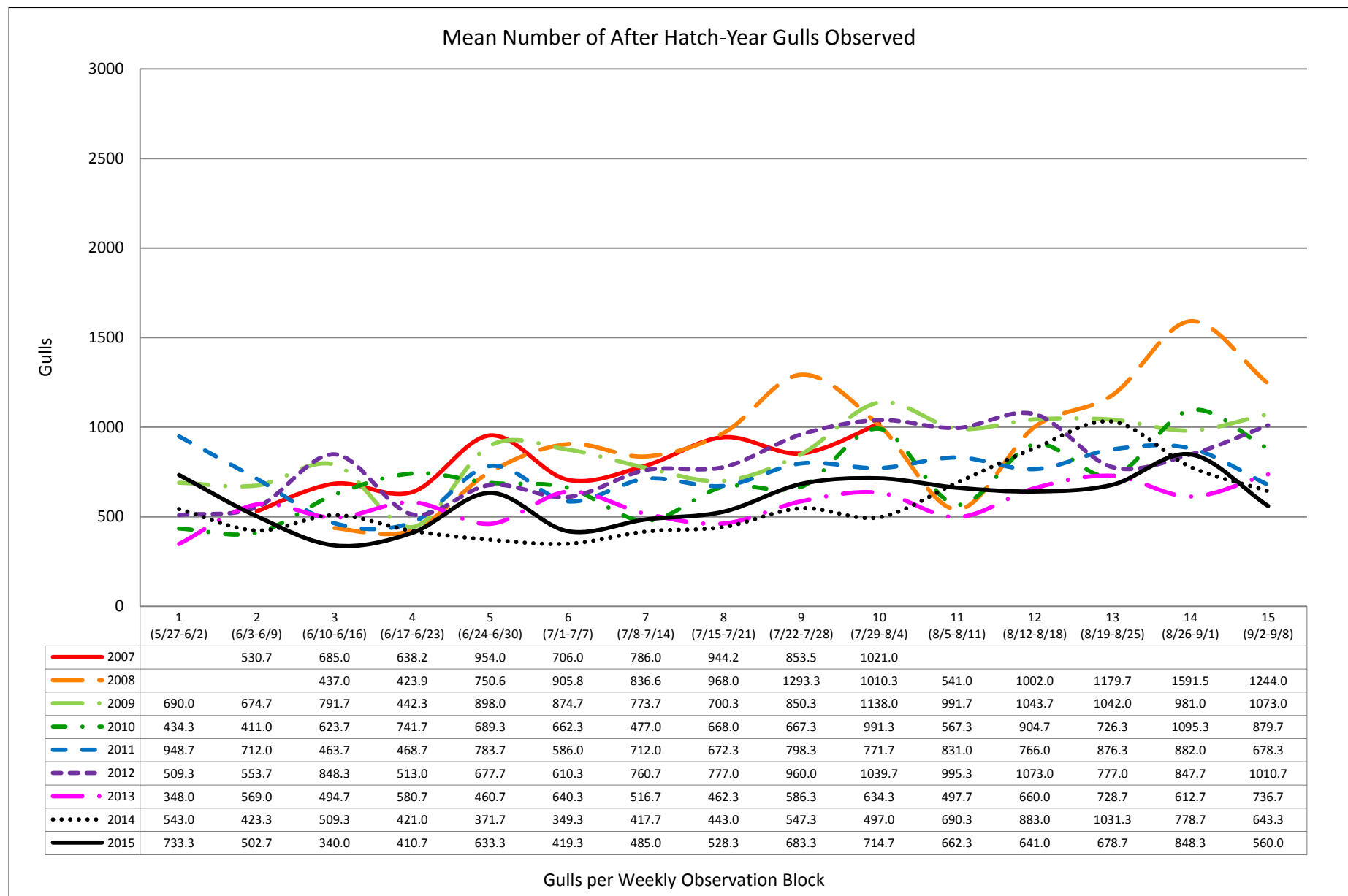
² The "Number of Known Ring-billed Gull Nests" and "Number of Nests Removed or Oiled" in 2011, 2012, 2013, 2014, and 2015 is likely greater than the actual colony size due to gulls renesting during the removal period

Figure 3. Total number of nests and eggs removed or treated in Chicago between 2007 and 2015.



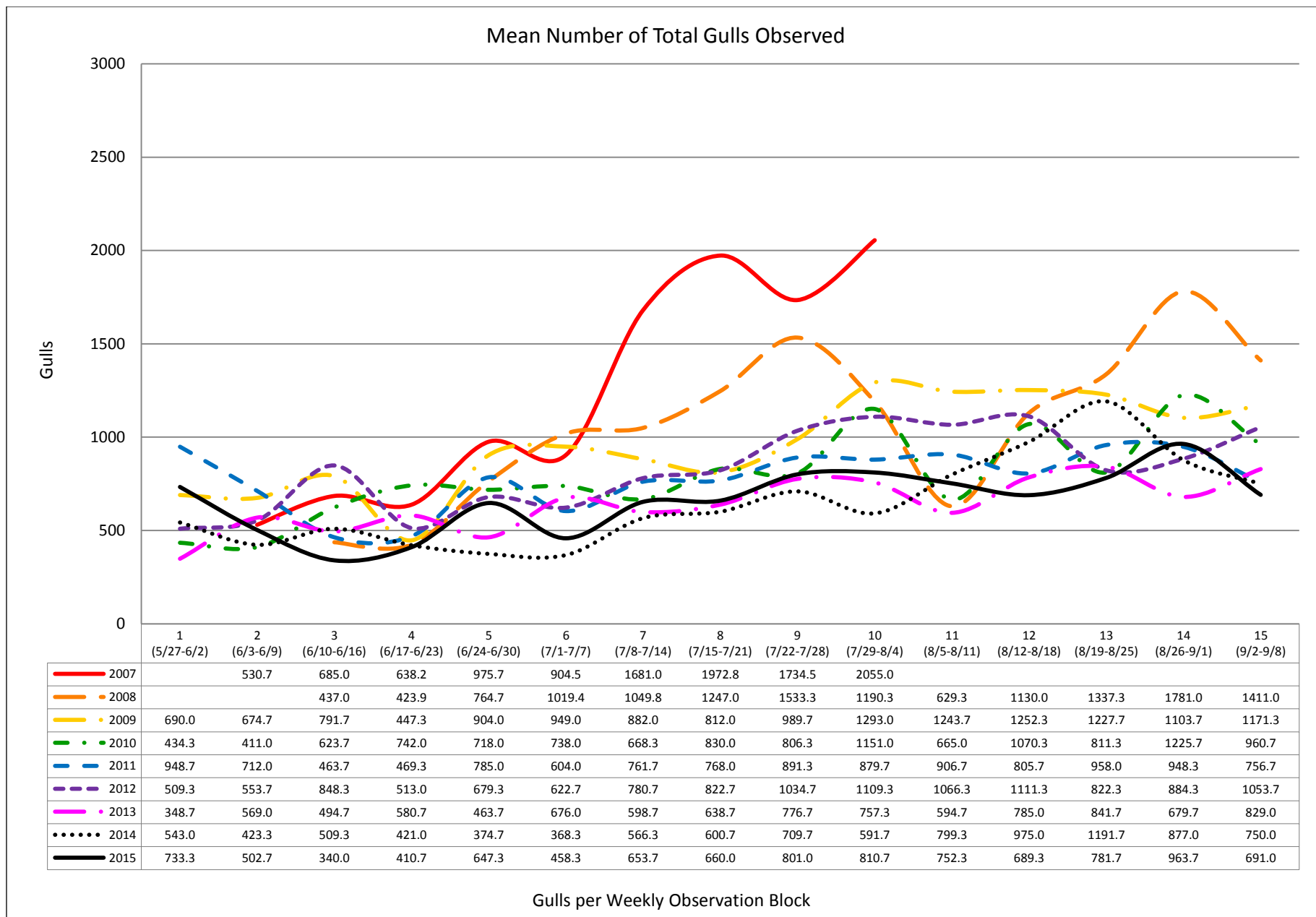
Note observations were not conducted for the entire swim season in 2007 and 2008

Figure 4. Mean number of hatch-year ring-billed gulls observed at nine Chicago beaches per weekly observation block during 2007-2015.



Note observations were not conducted for the entire swim season in 2007 and 2008

Figure 5. Mean number of after hatch-year ring-billed gulls observed at nine Chicago beaches per weekly observation block during 2007-2015.



Note observations were not conducted for the entire swim season in 2007 and 2008

Figure 6. Mean number of total ring-billed gulls observed at nine Chicago beaches per weekly observation block during 2007-2015