

University of Nebraska - Lincoln

DigitalCommons@University of Nebraska - Lincoln

Historical Materials from University of
Nebraska-Lincoln Extension

Extension

1924

EC432 Hat Selection-- Becoming, Appropriate Hats

Follow this and additional works at: <https://digitalcommons.unl.edu/extensionhist>

"EC432 Hat Selection-- Becoming, Appropriate Hats" (1924). *Historical Materials from University of Nebraska-Lincoln Extension*. 2161.

<https://digitalcommons.unl.edu/extensionhist/2161>

This Article is brought to you for free and open access by the Extension at DigitalCommons@University of Nebraska - Lincoln. It has been accepted for inclusion in Historical Materials from University of Nebraska-Lincoln Extension by an authorized administrator of DigitalCommons@University of Nebraska - Lincoln.

1924

Nebraska
COOPERATIVE EXTENSION WORK
IN AGRICULTURE AND HOME ECONOMICS
U. of N. Agr. College & U. S. Dept. of Agr. Cooperating
W. H. Brokaw, Director, Lincoln.

Extension
Circular
432

HAT SELECTION - BECOMING, APPROPRIATE HATS

"A beautiful hat - a perfect hat is one so suited to the wearer because of harmony of line, design and color that her good looks are enhanced when she wears it".

The Importance of the Hat as a Part of the Costume.

A woman's face most clearly conveys her personality to strangers as well as friends. No part of her costume should be so interesting as to detract from her face, but should serve as a background to make it as attractive as possible. The hat may be considered a frame for the face. Then it becomes the most important part of her wardrobe. If not wisely chosen, it may destroy the effect of whatever else is worn. For these reasons time taken to make a careful selection is well spent.

Hats for Different Types of Figures.

Tho her hat is the most noticeable part of her costume, when a woman is seated, a hat selected with reference to the seated figure only is not always satisfactory. Why? Because a hat must be becoming to the whole figure, as seen from any angle as well as becoming to the face. Then she should not be content to sit while trying hats but should study them before a full length mirror.

The woman of average proportions has very little trouble selecting hats. Most hats are becoming to her. With the tall, thin woman this is different. She will select hats to shorten her height or to give her width. Her short, stout sister will emphasize height in her selection. But how are these women to know which hats will correct their deficiencies?

Whether they are round hats or irregular ones, stiff hats or soft hats, straight brims or curved brims they may be grouped in three classes according to the lines they take. Brims may be straight (——) they may roll away from the face () or they may droop ().

The three lines in Figure I are of equal length. They may represent a tall, thin woman. On her are placed the three types of hats; straight, rolling and drooping. See Figure II. At once one notices that small straight brims do not change her height much, that small rolling brims make her seem much taller, while the drooping brim takes much from her height. Now let us put large hats on her. See Figure III. Is she taller or shorter in large or small hats? What conclusions can be drawn by comparing the appearance of the lines in Figures II and III? Straight




Fig. I

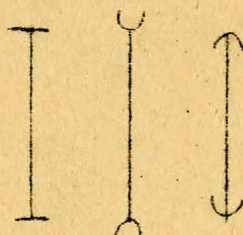


Fig. II

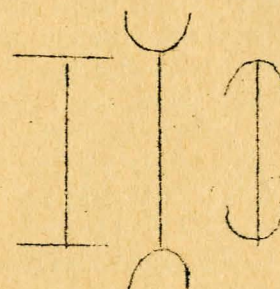


Fig. III.

brims do not make her look shorter and they do not add height. Rolling brims tend to carry the eye upward thus suggesting greater height, while drooping brims tend to carry the eye downward thus shorten her figure. Large hats are better than small ones since they tend to widen the figure, thus improving her proportions.

Letting the lines in Figures II and III represent a short, stout woman, what conclusions can be drawn with regard to hats good for her? The lines in Figure III suggest width to the figure, proving that large hats will make a short, stout woman look shorter and stouter. It will be noticed from Figure II that small, straight brims do not shorten the figure and brims that roll upward tend to give added height, while drooping brims make her appear still shorter and wider.

The hat selected for the tall woman who is heavy should be large enough to be in keeping with her proportions. The heavier trimmings such as heavy straws and drappings of velvet may aid in producing this effect.

The tall, thin woman will look her best in hats that are soft in texture. Plummy feathers, soft flowers and rosettes which contribute roundness of outline will help to soften thin, angular features. Rounded crowns, soft tamo-shanter crowns, and softly curving, irregular brims are more becoming than severe or stiff shapes.

A woman who is short and stout needs hats that carry the eye upward. High crowns, narrow upward turning irregular brims that lead the eye up on one side, all add height.

The short, thin woman must avoid hats that are heavy in appearance. Light weight materials and dainty trimmings will give good proportions for her size.

Whatever its size or shape the hat must always be in proportion to its wearer lest by contrast one emphasizes the proportions she seeks to disguise. A very thin woman may look just as ludicrous as her short, stout sister in a very wide drooping brim because the sharp contrast has made her appear too thin. The same may be true of the very stout woman in a small hat. Some one has likened her hat to a "fly on a pumpkin".

, Becoming Hats for Different Types of Face.

The shape of the hat may improve or exaggerate facial defects.

The woman with a large nose usually looks well in a hat with a rather wide front brim. Care must be exercised to get one that is not too narrow in the back. A very narrow brim at the back would not balance the nose and would make it seem larger. The poke bonnet is not good for this type of face. Large masses of trimming may make the nose seem smaller.

The woman with a receding chin needs a hat, which is long from front to back to increase the apparent length of the chin. She should not wear hats short in front or those turning abruptly away from the face.

A hat that rolls away from the face may emphasize a turned-up nose. It seems to carry the nose with it as it rolls upward. Lines which run contrary to those of the face should be emphasized in the hat selected. A hat that droops slightly with the trimming arranged near the front to carry the center of interest away from the nose, is best.

Sharp features or severe lines in the face may be softened by soft curves and folds while hard lines and angles will strengthen the impression of sharpness and severity. Most mature women find it hard to wear stiff hats like sailors because they call attention to lines and angles.

The woman with a long, thin face has much the same problem as the woman with a tall, slender figure. Hats that lengthen the figure will lengthen the face. Wide drooping hats, if not too large, with the trimming massed at the sides will give width to a narrow face thus giving a more pleasing appearance.

A round hat should not be selected by the woman with a round face. Irregular lines and angles and trimmings to carry the eyes upward are best.

Repetition always strengthens an impression. Repeating the unattractive lines of the face in the hat will make them more noticeable. By emphasizing a good feature a bad one becomes less prominent.

How Hair Arrangement May Make or Mar a Hat.

Attractive hair arrangement conforms loosely to the general shape of the head. A soft, fluffy, coiffure produced by curling the hair helps to soften the features. Hair loosely arranged becomes disarranged quickly but the hair net will be found a friend indeed to keep unruly locks from straying. The hair should never be arranged so as to distort the head or make it seem too large for the body, tho the small woman will find that she has to exercise extra care to avoid doing this. A high style of coiffure is usually good for the short or stout woman while a soft, fluffy, wide treatment gives width to the slender one.

The hat should seem a part of the wearer and not a "lid" put on to top off the costume. The hair when loosely done, may provide a connection bringing the hat and face together if a fringe of it is visible across the forehead and over the ears. Perhaps it would be quite inappropriate for the mature woman to cover her ears entirely as does the girl yet she will find that drawing the hair loosely across the tips of her ears will help her to wear her hats more becomingly.

Appropriate Hats

The costume of an appropriately dressed woman must express unity of purpose. Her hat should not look as tho she were going to the opera while her hands are dressed for driving a car. It should be appropriate to the occasion, appropriate to the age of the wearer and appropriate to her type and social position. "Consider your mode of living and buy your clothing accordingly" might be taken as the slogan of every woman. In planning a wardrobe, it is necessary to give much thought to the use to which each garment will be put and to the other garments with which it is to be worn. Since many feel that they can buy only a few hats, extra care must be taken in choosing this part of the costume.

Considering the use given hats, they may be divided into two groups: Utility hats for general wear and dress hats for more formal occasions.

A typical utility hat should never be a strictly tailored one for that kind is appropriately worn with tailored suits and dresses only. A hat which is not distinctly soft or tailored is best for such wear as it will harmonize with more garments. Simple shapes and simple decorations keep fresh longer and look better with a greater variety of garments. In size this hat should be small enough to be comfortably worn at all times. Durable materials such as Lyons velvet, duvetyn, taffeta, crepe and milan straw in neutral colors are in good taste. Dark colors usually prove most satisfactory. They do not soil easily nor fade so quickly.

When choosing a dress hat it is not necessary to select serviceable materials for this hat as it is not worn so constantly. Rather we look for beauty of material color and line. Soft lustrous panne velvets, delicate laces, fragile silks and leghorn straw are suitable for formal wear. Black is often chosen tho any color which harmonizes with the rest of the costume is good. Fashion often decrees light hats for dress wear; but a hat which for any reason calls attention to itself, is out of harmony with the rest of the costume. Dress hats are often large tho the small one is always best for the short woman.

(Over)




Figure IV.



Figure V.

How to Wear Your Hat

It may not be your hat but how you are wearing it that makes it unbecoming. To be worn properly, a hat must fit the head. There was a time when hat crowns were so small, hats could only perch on top of the head as tho they had just alighted to rest a while. Again, they were so large that only a bandeau could keep them off the nose. All that is changed now. Hats may be selected that look as tho they fit and belong to their wearers. Bobbed hair has brought with it a whole army of little hats so the small head may be fitted as well.

A hat to be properly worn should rest well down on the head; low over the eyebrows and the knot of hair at the back (Fig. VI). The hat worn too far forward (Fig. V) looks uncomfortable while the one "cocked" on the back of the head (Fig. IV) gives one a rakish appearance. Many hats are more becoming if they are worn slightly tilted to one side rather than perfectly straight. When properly worn, a becoming hat, appropriate to the costume and to the occasion, will add to any woman's charm.




Fig. VI. As you like to see her.