

1936

EC1434 For Higher Egg Prices

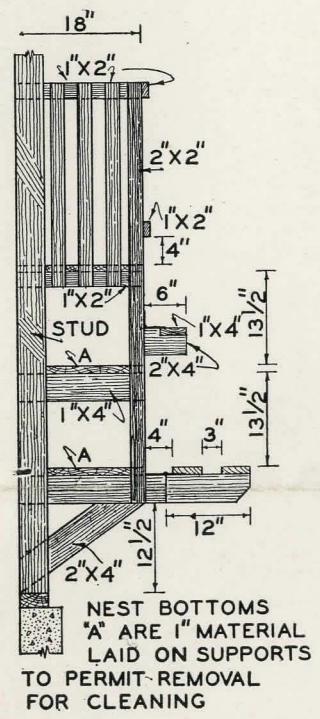
Follow this and additional works at: <http://digitalcommons.unl.edu/extensionhist>

"EC1434 For Higher Egg Prices" (1936). *Historical Materials from University of Nebraska-Lincoln Extension*. 2557.
<http://digitalcommons.unl.edu/extensionhist/2557>

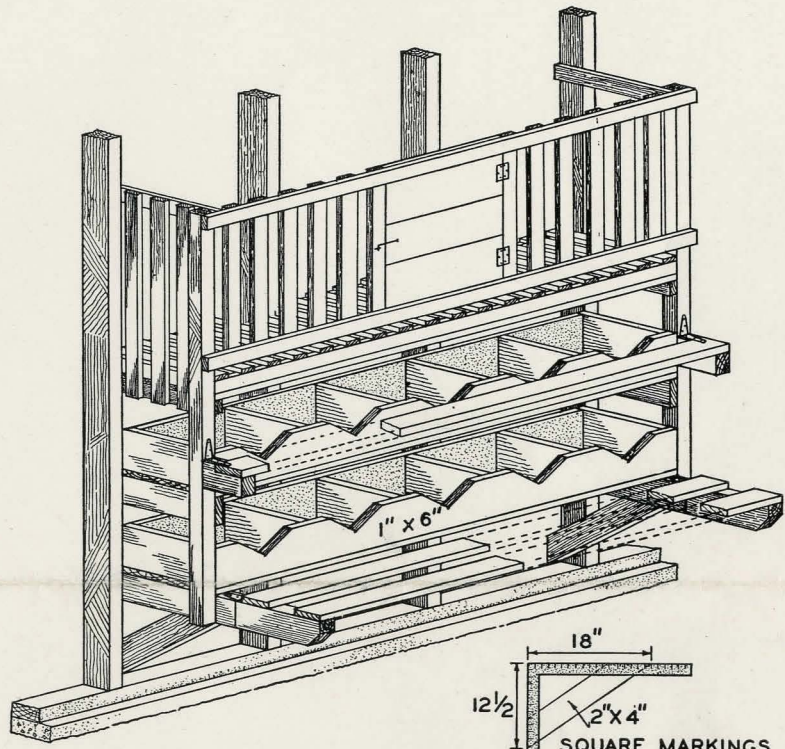
This Article is brought to you for free and open access by the Extension at DigitalCommons@University of Nebraska - Lincoln. It has been accepted for inclusion in Historical Materials from University of Nebraska-Lincoln Extension by an authorized administrator of DigitalCommons@University of Nebraska - Lincoln.

E.C. #1434
 #1434
 c.1

FOR HIGHER EGG PRICES



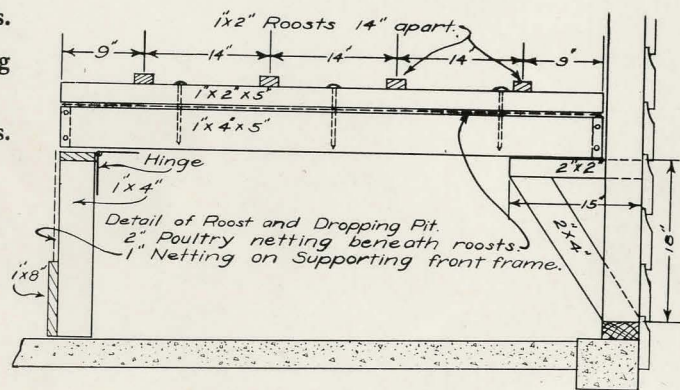
The end view of nest and broody coop arrangement.



These shelf-like nests are easily removed and cleaned. The hinged jump boards allow nests to be closed at night. Broody coops should be handy to the nests.

PRODUCE CLEAN EGGS

1. Provide a complete ration that builds strong egg shells.
2. Wash and dry hands before gathering or handling eggs.
3. Avoid crowding in nests. Provide one nest for 6 hens.
4. Gather eggs twice daily. Use a clean basket.
5. Provide a broody coop for clucking hens.
6. Keep nests well littered. Use clean hay or straw.
7. Keep hens confined when ground is wet.
8. Confine hens until noon when ground is dry.
9. Build a wire-enclosed roosting rack.



Details of Roosting Rack

c.1