

1959

EC59-1593 Entomology : Red Spider Mite Control

Robert E. Roselle

University of Nebraska-Lincoln, rroselle1@unl.edu

Follow this and additional works at: <http://digitalcommons.unl.edu/extensionhist>

Roselle, Robert E., "EC59-1593 Entomology : Red Spider Mite Control" (1959). *Historical Materials from University of Nebraska-Lincoln Extension*. 3481.

<http://digitalcommons.unl.edu/extensionhist/3481>


This Article is brought to you for free and open access by the Extension at DigitalCommons@University of Nebraska - Lincoln. It has been accepted for inclusion in Historical Materials from University of Nebraska-Lincoln Extension by an authorized administrator of DigitalCommons@University of Nebraska - Lincoln.



6-28

E.C. 59-1593

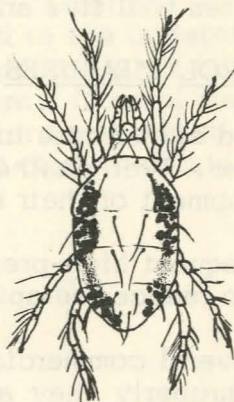
entomology



Red Spider Mite Control

DESCRIPTION

Red spider mites, commonly known as spinning mites or red spiders, are usually green, brown, or yellow in color. They are round or nearly round in outline, barely visible to the naked eye, and have eight legs when fully grown. When viewed with a magnifying glass the body appears to be sparsely clothed with long, rigid hairs.



HOST PLANTS

Red spider mites often attack and cause damage to alfalfa, soybeans, corn, cucumbers, beans, tomatoes, eggplant, peppers, most flowering plants, evergreens, and shade trees. Usually, they do the greatest damage to vegetables, flowering plants, and evergreens. Mites damage plants by sucking the plant juices from the leaves.

TYPE OF INJURY

Heavy infestations cause a lightening or yellowing of the leaves of infested plants. In woody plants, defoliation follows the characteristic yellowing or fading, whereas

EXTENSION SERVICE
UNIVERSITY OF NEBRASKA COLLEGE OF AGRICULTURE
AND U. S. DEPARTMENT OF AGRICULTURE
COOPERATING

W. V. LAMBERT, DIRECTOR

E. W. JANIKE, ASSOC. DIRECTOR

herbaceous plants soon wilt and die. The mites spin very fine irregular webs over the leaves and stems of plants, giving them an unsightly, "cobwebby" appearance.

LIFE HISTORY

Adult mites hibernate during the winter and begin laying eggs in the warm weather of spring and summer. Eggs are laid on the leaves of plants and hatch in three to five days. The young mites, quite similar to the adults in appearance, require about 10 days in hot, dry weather to mature. The webs afford protection from wind and rain to the eggs and young mites. Several generations are produced out-of-doors in the summer. In greenhouses or on house plants the mites will live and breed the year around.

CONTROL MEASURES

Red spider mite infestations are favored by warm, dry weather. Wet weather slows reproduction and favors the development of their natural enemies.

Frequent high-pressure syringing with cold water will tend to reduce red spider mite infestations.

Several commercial spray materials are available. If used properly they are effective. Some of them, and amounts to use, are as follows:

MATERIAL	AMOUNT PER GALLON OF WATER
Aramite, 15% wettable powder*	1 tablespoon
Dimite, 25% emulsifiable concentrate**	2 teaspoons
Chlorobenzilate, 25% emulsifiable concentrate**	2 teaspoons
Kelthane, 18.5% emulsifiable concentrate**	2 teaspoons
Diazinon, 25% emulsifiable concentrate**	2 teaspoons
Tedion, 25% wettable powder**	1 tablespoon
Malathion, 50% or 57% emulsifiable concentrate**	1 tablespoon
Wettable sulfur***	2 tablespoons

* Aramite is not recommended for use on vegetables or fruit.

** A specified number of days must expire between last application and harvest of vegetables and fruits. Directions will be found on labels.

*** There are no restrictions when using wettable sulfur. It may burn some plants if used when temperatures are high, especially with uneven application.


Add the materials to water and mix thoroughly before spraying. One teaspoon of any household liquid detergent per gallon will increase the effectiveness of these materials. Sprays must be applied to the undersides of leaves. Applications should be repeated when mites are increasing, or when injury is evident. Control measures will be most needed during dry, warm periods of spring and summer. It may require several days to obtain satisfactory control.



**RED SPIDER MITE
CONTROL . . . by**

**ROBERT ROSELLE
Extension Entomologist**

For Further Information.....



See your

LOCAL COUNTY
EXTENSION
AGENT

SEE SPIDER WIFE
CONTROL ...
ROBERT WOLFE
Extension Entomologist