

University of Nebraska - Lincoln

DigitalCommons@University of Nebraska - Lincoln

---

Library Philosophy and Practice (e-journal)

Libraries at University of Nebraska-Lincoln

---

December 2018

# Use of Library resources, services and facilities among UG students of Forestry College at Ponnampet, Kodagu District, Karnataka state: A case study.

Shivappa C R  
shivucr3@gmail.com

Prof. M. Veerabasavaiah M  
Bangalore University, vrbasavaiah@gmail.com

Follow this and additional works at: <http://digitalcommons.unl.edu/libphilprac>

 Part of the [Library and Information Science Commons](#)

---

C R, Shivappa and M, Prof. M. Veerabasavaiah, "Use of Library resources, services and facilities among UG students of Forestry College at Ponnampet, Kodagu District, Karnataka state: A case study." (2018). *Library Philosophy and Practice (e-journal)*. 2116. <http://digitalcommons.unl.edu/libphilprac/2116>

# **Use of Library resources, services and facilities among UG students of Forestry College at Ponnampet, Kodagu District, Karnataka state: A case study.**

Shivappa C R<sup>1</sup>

Research Scholar, Department of Library and Information Science, Bangalore University, JB Campus, Bangalore -56. Email: shivucr3@gmail.com

Prof. M. Veerabasavaiah<sup>2</sup>

Chairman and Professor, Department of Library and Information Science Bangalore University, JB Campus, Bangalore -56. Email: vrbasavaiah@gmail.com

## **Abstract**

The present study examines the Use of Library Resources and Services among Undergraduate Students of Forestry College at Ponnampet in Kodagu District, Karnataka state. Questionnaires as a tool used for data collection. There are 140 Questionnaires were distributed to the students. Out of which 105 filled Questionnaires were returned by the students. The major finding of the study reveals that Table 2 there are 55(52.38%) Male students were responded to the questionnaire. Followed by 50(47.62%) were Female Students. Table 3 shows 69(65.71%) students visit to library daily. 23(21.91%) students visited thrice in a week, the remaining students visit library during once in a week, twice in a week, occasionally and once in a month. Table 4 shows majority 59(56.19%) students visit to library for the purpose of Borrow and return Books. 13(12.39%) students visited to writing assignment, Table 5 it is observed that 59(56.19%) students access information through on library shelves. 36(34.28%) students access information through assistance with library staff, Table 6 shows Library collections. There are 89(84.76%) students responses on satisfactory opinion on Text Books collections. Followed by Newspapers/ Magazines with 83(79.04%), Table 7 It is found that Majority 94(89.52%) of students satisfied with Reprographic services followed by very less Bibliographic services and 22(20.95%) students expressed not satisfactory with ILL services. Table 8 describe on orientation programme on Internet. 35(33.33%) students expressed that they require orientation programme for access of Internet. Lastly Table 9 discussion on physical facilities in library. Between 85-99% of students expressed satisfactory on Physical facilities of Library.

**Keywords:** Forestry science, UG Students, Library Resources, Services and facilities.

## **1. Introduction.**

The college was established in the year 1995 in Ponnampet at Kodagu district, Karnataka state. Since the college was established offers both UG/PG programs. In 1985 to 1994 Forestry science course conducted at UAS, GKVK Bangalore. In 2013 college was affiliated to University of Agricultural and Horticulture Science, Shimoga. It is accredited by Indian Council of Forest Research and Education, Dehradun, Uttarakhand.

The Library is functions as college building. Presently it has 5176 books holdings, including primary periodicals and Newspapers/ magazines were also subscribed. There are 4 Library professionals were working in library.

## **2. Earlier Studies**

A library case study was conducted by various LIS professionals among them a few of them were mention below:

Ananda & others survey on T John College library (2017)<sup>1</sup>. Kaur, Amandeep & others were studied DAV University Jalandhar, Punjab (2017)<sup>5</sup>. Kiran Kumar studied on University of Agricultural Sciences, Dharwad (2017)<sup>6</sup>. Rushmanasab & Others studied Karnataka University library (2015)<sup>3</sup>. Onifade, Fehintola Nike & Others studied on Nigerian private university in (2013)<sup>7</sup>. Saikia & Others survey on Tezpur University Library in (2013)<sup>8</sup>. Hussain, Akhtar & Others conducted survey on Master School of Management Library, Meerut, (U.P.) India (2013)<sup>4</sup> and Gunasekera studied Peradeniya University library in Sri Lanka (2010)<sup>2</sup>.

## **3. Objectives of the study**

The following objectives were framed for present study:

- To identify the Gender wise responses to the questionnaire by UG students.
- To determine frequency of visit to library.
- To know the Purpose of visit to Library.
- To understand the mode of access of Information.
- To find out the Level of satisfaction of library resources, services and facilities.
- To understand the Orientation programme require for Internet access to the students and
- To suggests suitable measure for further improvement of library resources, services and facilities.

## **4. Scope and Limitations of the study.**

Forestry Science College at Ponnampet, Kodagu District in Karnataka is selected for the study. There are 140 UG students were studying college. 140 Questionnaires were distributed for all UG students. 105 students were returned filled questionnaires.

## **5. Method of research.**

A survey method was adopted for the present study. Questionnaire as a tool were used for data collection. The collected data were analyzed, tabulated and discussion according to the objectives of the study.

## **6. Data Analysis and Interpretation**

**Table 1: Questionnaires distributed and response received from UG students.**

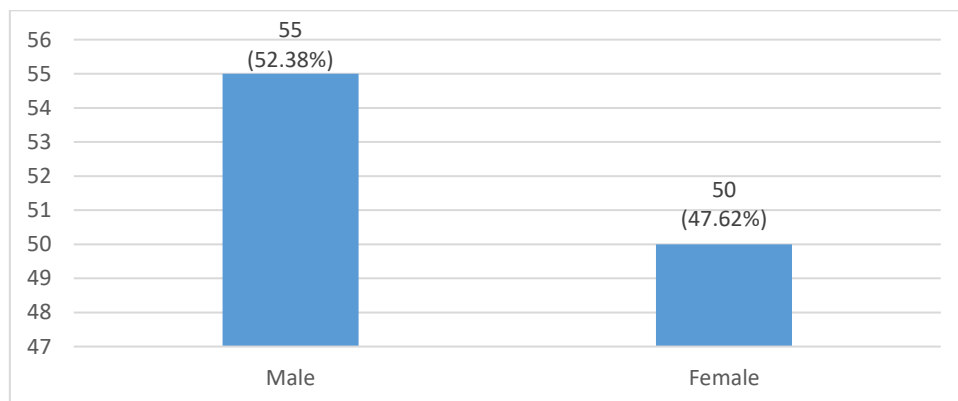
Degree	Questionnaire distributed	Response received	%
UG Students	140	105	75

Table 1 describes the number of questionnaires distributed and response received from UG students. There are 140 questionnaires were distributed. Out of which 105(75%) filled questionnaires were received back from the students.

**Table 2: Gender wise response to Questionnaires.**

S. No	Gender	Number of respondents	%
1	Male	55	52.38
2	Female	50	47.62
Total		105	100.00

Table 2 depicts Gender wise responses to the Questionnaires. There are 55(52.38%) Male students were response to the questionnaire. Followed by 50(47.62%) were Female Students.

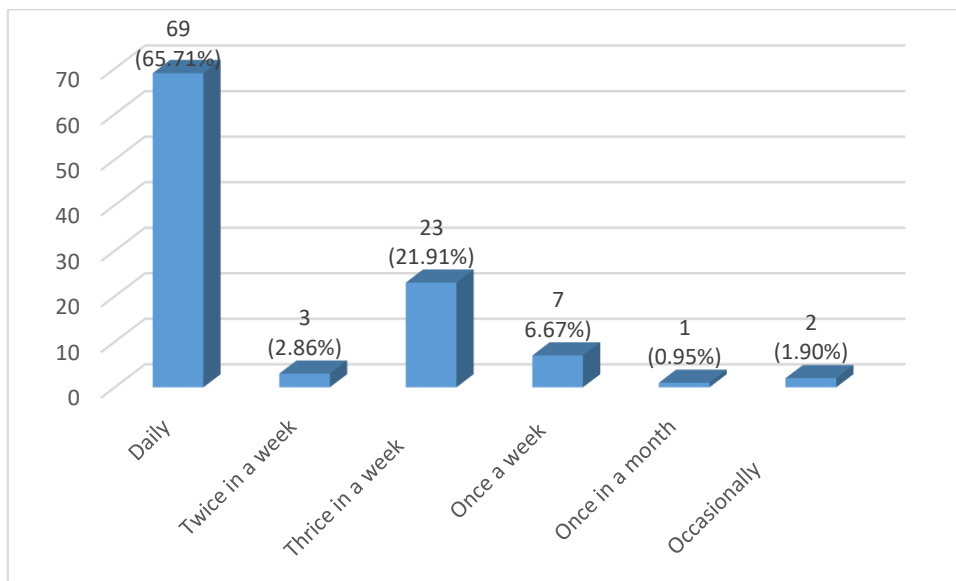


**Fig1. Gender wise response to Questionnaire.**

**Table 3: Frequency of visit to Library.**

S. No	Frequency of visit to library	Number of respondents	%
1	Daily	69	65.71
2	Twice in a week	03	2.86
3	Thrice in a week	23	21.91
4	Once a week	07	6.67
5	Once in a month	01	0.95
6	Occasionally	02	1.90
Total		105	100.00

Table 3 deals with Frequency of visit to Library by students. The table shows 69(65.71%) students visit to library daily. 23(21.91%) students visited thrice in a week. Followed by Once in a week with 07 (6.67%), students Twice in a week with 03(2.86%), Occasionally with 02 (1.90%) and Once in a month with 1(0.95%) student.

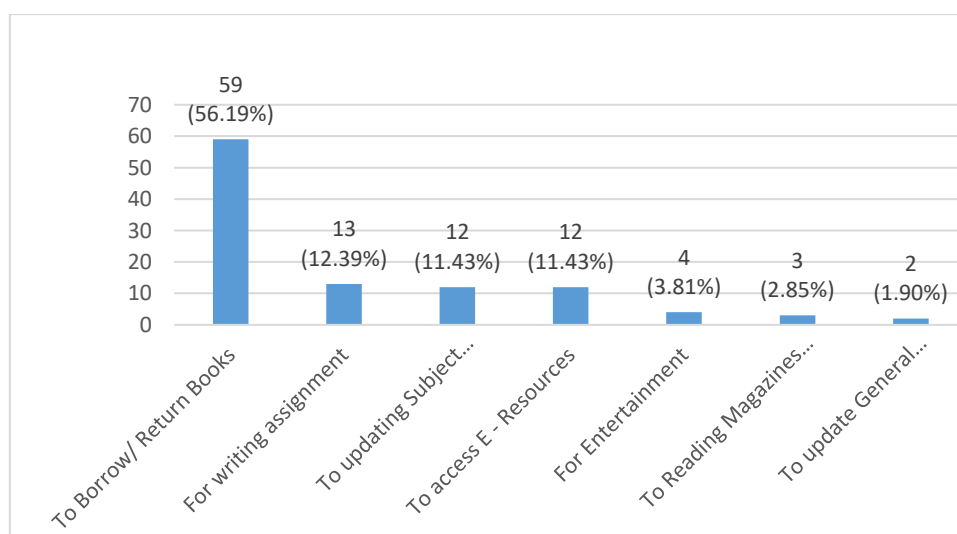


**Fig 2, Frequency of visit to Library**

**Table 4: Purpose of visit to Library.**

S. No	Purpose of library visit	Number of respondents	%
1	To Borrow/ Return Books	59	56.19
2	For writing assignment	13	12.39
3	To updating Subject knowledge	12	11.43
4	To access E - Resources	12	11.43
5	For Entertainment	04	3.81
6	To Reading Magazines and Newspapers	03	2.85
7	To update General Knowledge	02	1.90
	Total	105	100.00

Table 4 depicts the purpose of visit to library by the students. The study reveals that 59(56.19%) students visit to library for the purpose of Borrow and Return Books. 13(12.39%) students visited to library to writing assignment. Followed by access E – Resources with 12(11.43%), updating Subject knowledge with 12(11.43%), for Entertainment with 04(3.81%), Reading newspapers/magazines with 03(2.85%).

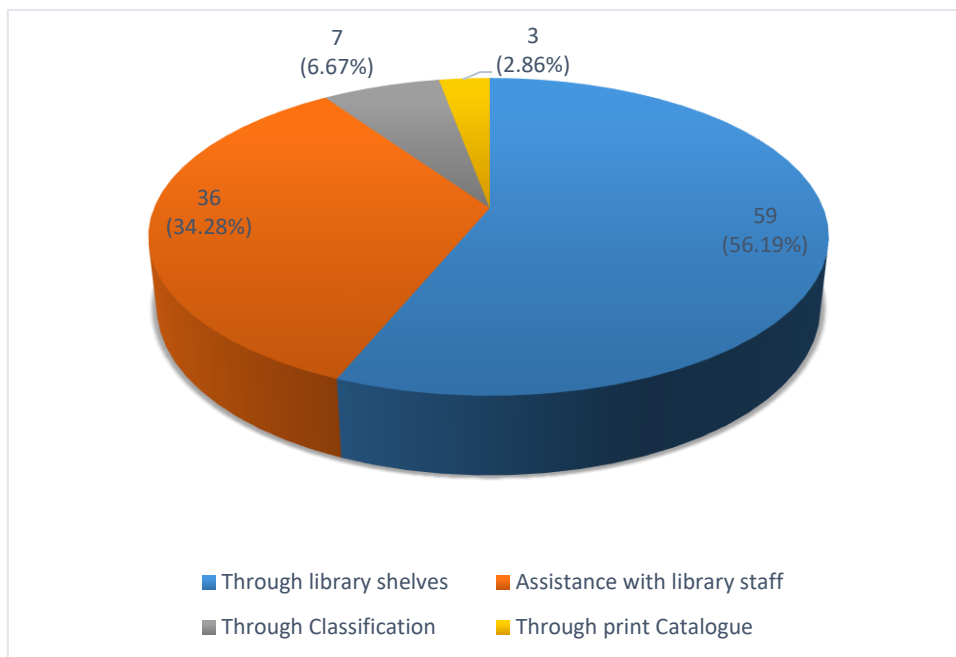


**Fig 3, Purpose of visit to Library**

**5: Mode of access Information.**

S. No	Mode of access information	Number of respondents	%
1	Through library shelves	59	56.19
2	Assistance with library staff	36	34.28
3	Through Classification	07	6.67
4	Through Catalogue	03	2.86
	Total	105	100.00

Tables 5 examine on mode access of information by the students. The findings of the study shows that 59(56.19%) students access the information through on library shelves. 36(34.28%) students access information through assistance with library staff. 07(6.67%) students access information through Classification and Only 03(2.86%) students accessed information through Catalogue.

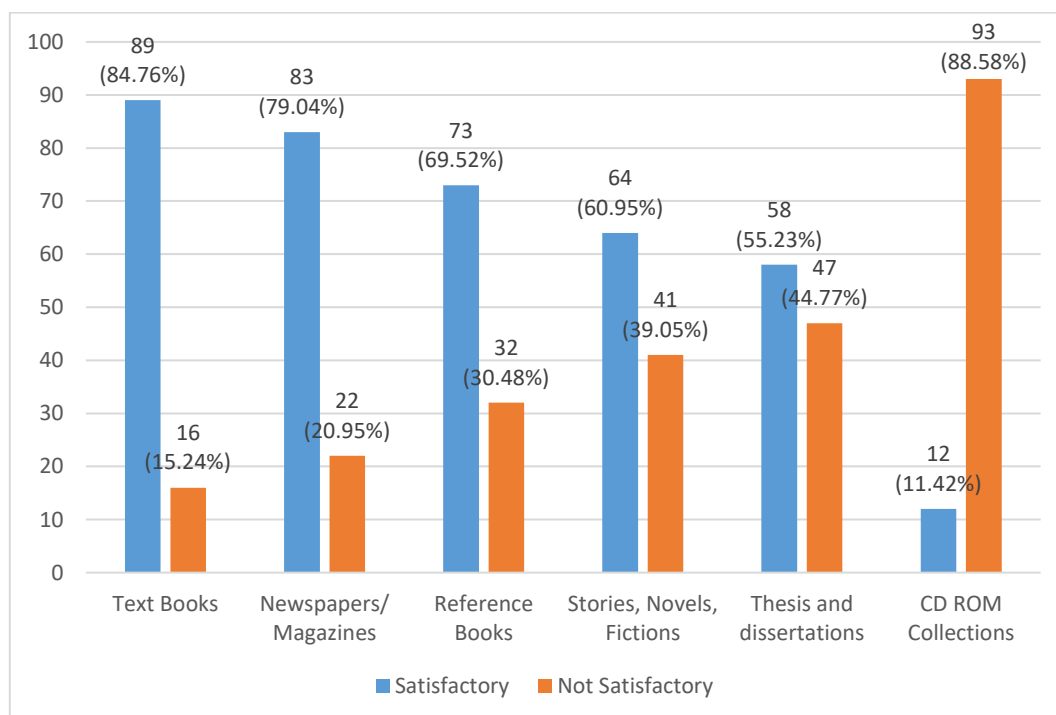


**Fig 4, Mode of access Information.**

**Table 6: Level of satisfaction of library Collections.**

S. No	Library collections	Satisfactory	Not Satisfactory
1	Text Books	89(84.76%)	16(15.24%)
2	Newspapers/ Magazines	83(79.04%)	22(20.95%)
3	Reference Books	73(69.52%)	32(30.48%)
4	Stories, Novels, Fictions	64(60.95%)	41(39.05%)
5	Thesis and dissertations	58(55.23%)	47(44.77%)
6	CD ROM Collections	12(11.42%)	93(88.58%)

Tables 6 indicate on level of satisfaction of library collections. There are 89(84.76%) student says satisfactory of Text Books. Followed by Newspapers/ Magazines with 83(79.04%), Reference Books with 73(69.52%), Stories, Novels/Fiction with 64(60.95%), Thesis and dissertations with 58(55.23%) and majority 93(88.58%) students expressed on not satisfactory on CD ROM collections.



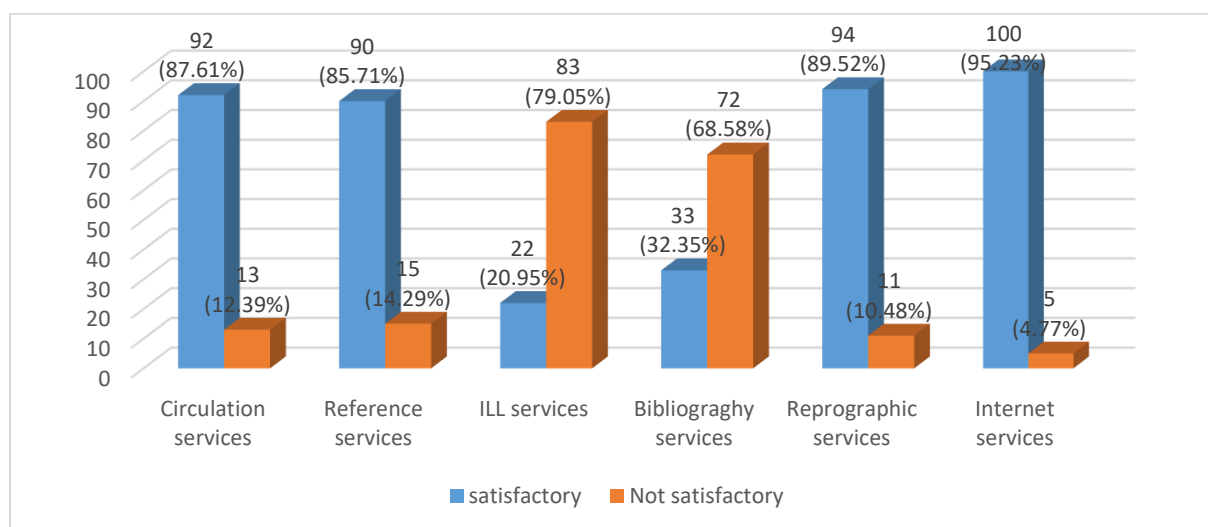
**Fig 5, Level of satisfaction of library collections.**



**Table 7: Opinion on library Services**

S. No	Library Services	Satisfactory	Not satisfactory
1	Circulation services	92(87.61%)	13(12.39%)
2	Reference services	90(85.71%)	15(14.29%)
4	ILL services	22(20.95%)	83(79.05%)
5	Bibliography	33(32.35%)	72(68.58%)
6	Reprographic services	94(89.52%)	11(10.48%)
7	Internet services	100(95.23%)	05(4.77%)

Table 7 shows students Opinion on library Services. Majority 94(89.52%) students satisfied with Reprographic services, followed by 11(10.48%) students were not satisfied with Reprographic services. 92(87.61%) students are satisfied with Circulation services. Followed by 13(12.39%) students are not satisfied. 90(85.71%) students satisfied with Reference services. Only 15(14.29%) students are not satisfied. 33(32.35%) students were satisfied with the Bibliography services. 72(68.58%) were not satisfied with Bibliography services. 83(79.05%) were not satisfied with ILL services and 22(20.95%) students were says satisfied. 100(100%) students satisfied with Internet services and only 05(4.77%) not satisfied.

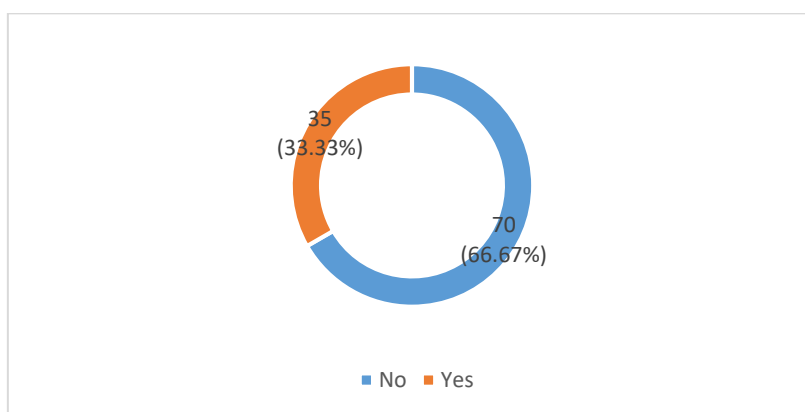


**Fig 6, Opinion on library Services.**

**Table 8: Opinion on requirement of Orientation programme on Internet.**

S. No	Answer	Number of respondents	%
1	Yes	35	33.33
2	No	70	66.67
	Total	105	100.00

Table 8 examine on opinion on to conduct of orientation programme on Internet services. There are 70(66.67%) students expressed not require of orientation programme for access of Internet. Followed by 35(33.33%) students are expressed that they require orientation programme.



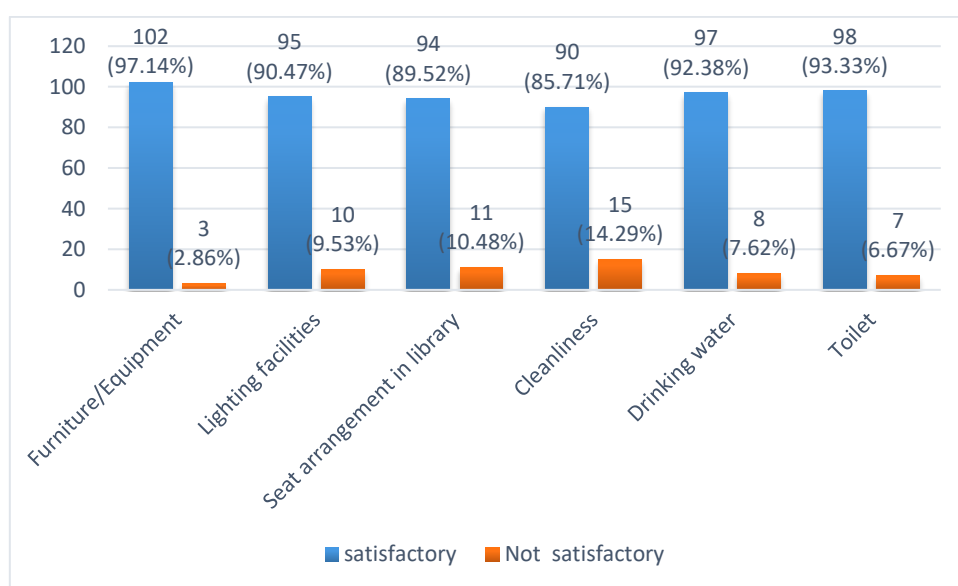
**Fig 7, Opinion on requirement of Orientation programme on Internet.**

**Table 9: level of satisfaction of physical facilities in Library.**

S. No	Physical facilities	satisfactory	Not satisfactory
1	Furniture/Equipment	102(97.14%)	03(2.86%)
2	Lighting facilities	95(90.47%)	10(9.53%)
3	Seat arrangement in library	94(89.52%)	11(10.48%)
4	Cleanliness	90(85.71%)	15(14.29%)
5	Drinking water	97(92.38%)	08(7.62%)

6	Toilet	98(93.33%)	07(6.67%)
---	--------	------------	-----------

Table 9 examine on physical facilities in library. There are 102(97.14%) students were satisfied with Furniture/Equipment facilities. 98(93.33%) students satisfied with Toilet maintainece. 97(92.38%) students are satisfied with Drinking water facilities, lighting facilities with 95(90.47%), 94 (89.52%) students satisfied on seat arrangement and Cleanliness with 90 (85.71%) students expressed satisfactory opinion on cleanliness.



**Fig 8, level of satisfaction physical facilities in Library.**

## 7. Recommendations and Conclusion

The following recommendations were made by some students.

- Subscription of Text Books, Reference books and G. K Books. .
- Provision of ILL services.
- More computers are to be purchase.
- Borrowing books are to be enhanced and
- A few students suggested to offers orientation program for Internet access.

## Conclusion

Libraries procure both print and electronic resources in order to meet students requirements. Majority of students are expressed satisfied with library collections, services and facilities

except Bibliographic services and ILL services. Therefore it is recommended for improve those services.

## References

1. Ananda S.K., Tejashwini B., Akshatha A.K & Jagdeesh G.E (2017) Use and Awareness of Electronic Information Resources among UG & PG Students of T John College, Bangalore: A Study. *International Journal of Library and Information Studies*, 7(1), 20-25.
2. Gunasekera, Chamani (2010) Students Usage of an academic Library: a user survey conducted at the Main Library University of Peradeniya. *Journal of the University Librarians Association of Sri Lanka*, 14(1), 43-60.
3. Gurikar, Rushmanasab & Gurikar, Razaksab (2015) Use of Library Resources and Services by Karanatak University Research Scholars: A Case Study. *DESIDOC Journal of Library & Information Technology*, 53(5), 361-367.
4. Hussain, Akhtar & Kumar, Krishna (2013) Utilization of Information Resources and Services of the Master School of Management Library: A Study. *International journal of library science*, 9(3), 40-56.
5. Kaur, Amandeep and Singh, jagjit (2017) Use of Library Resources and Services by the Library Users: A Case Study of DAV University Jalandhar (Punjab). *SRELS journal of information management*, 54(3).
6. Kiran Kumar, G (2017) Use of Information resources and services available in the library by the postgraduate students and research scholars of University of Agricultural Sciences, Dharwad: A study. *International Journal of Digital Library Services*, 7(3), 1-12.
7. Onifade, Fehintola Nike & others (2013) Library resources and service utilization by postgraduate students in a Nigerian private university. *International Journal of Library and Information Science*, 5(9), 289-294.
8. Saikia, Mukesh & Gohain, Anjan (2013) Use and user's satisfaction in library resources and services: A study in Tezpur University (India). *International Journal of Library and Information Science*, 5(6), 167-175.
9. [http://uahs.in/portfolio\\_page/university-librarian/](http://uahs.in/portfolio_page/university-librarian/)(Browsed on the date of 25/09/2018).
10. <http://uahs.in/forestry-college-ponnampet/>(Browsed on the date of 25/09/2018).