

Summer 3-8-2019

Survey on Central Prison library in Bangalore City : A Case study.

amaravathi amaravathi
amaravathimlisc@gmail.com

Follow this and additional works at: <https://digitalcommons.unl.edu/libphilprac>

Part of the [Library and Information Science Commons](#)

amaravathi, amaravathi, "Survey on Central Prison library in Bangalore City : A Case study." (2019). *Library Philosophy and Practice (e-journal)*. 2489.

<https://digitalcommons.unl.edu/libphilprac/2489>

Survey on Central Prison library in Bangalore City : A Case study

Amaravathi V¹

¹Research Scholar, Department of Library and Information Science, Bangalore University, JB Campus, Bangalore -56. Email: amaravathimlisc@gmail.com 8549890326

Abstract

The present study is highlights on Library resources, services and physical facilities available for prisoners in the library, and to know the Satisfaction of library resources, services and physical facilities provided in prison.

Keywords: Central prison, library, Bangalore, *Library resources, Services and physical facilities.*

1. Introduction

Central prison was initially established in 1997, at Gandhinagar, palace road, Bangalore. It was shifted to parappana agrahara in 2000. It has a capacity of 4400 prisoners. Presently there are 2200 prisoners were stayed in prison. The main objectives of the prison is to rehabilitate prisoners to become good human being and socially responsible citizens in the society after their release. The prison is maintain library for prisoners to spent their leisure time. The library has above 4000 collections from prison Books, Story books, Novels, fiction books, Newspapers, and magazines.

2. Literature Review

There are many research articles were done by LIS Professionals at international level. A few were presented in the literature Review.

Sambo, A. S and others (2017)⁵, Prisoners and their information needs: Prison Libraries overview. Omolola, Ibikunle Gladys (2015)², Availability and Utilization of information Resources for Prison inmates in North central State of Nigeria. Zrinka Simunic and Others (2014)⁷, Library services for incarcerated persons: A survey of resent trends and challenges in prison libraries in Croatia. Kayaoglu, Hulya Dilek and Demir, Guler (2014)¹, Prison libraries in Turkey : The result of a national Survey. Conrad, Suzanna (2012)⁶, Collection development and circulation policies in prison libraries : an exploratory survey of librarians in us correctional institutions. Ansah, Christopher M Owusu (2012)³, "prospects and challenges of prison libraries in ghana: a case study of the nsawam medium security prisons." Omagbemi, Clement O and Odunewu Abiodun O (2008)⁴, An Appraisal of Library Services Provision to Prison Inmates in Nigeria.

3. Objectives of the study

- To know the Age wise responses to questionnaires by prisoners.
- To find out Gender wise responses
- To understand their Marital Status
- To know their level of educational qualification
- To know the library facilities available in prison
- To verify Frequency of their visit to library
- To find out time spent in library.
- To find out Purpose of visit to library
- To understand the Level of Satisfaction of library collections, services and physical facilities in prison library

4. Statement of the Problem

The Statement of the problem entitled on "Survey of Central Prison library in Bangalore city : A case study".

5. Scope of the study

The present study is only limited to central prison Library Bangalore, and its prisoners in use of library. There are 250 questionnaires were distributed to prisoners. Out of which 237 filled questionnaires received back.

6. Methodology and sample

survey method adopted for the study. There are 2000 prisoners were stayed in prison. Out of which 250 prisoners were randomly selected and distributed the questionnaires there are 237 filled questionnaires were collected from prisoners.

7. Data analysis and Interpretation

The collected data has been analyzed and interpreted under the following table headings.

Table : 1 Questionnaires distributed and response received from prisoners.

Total questionnaires distributed for prisoners	No. of filled questionnaires returned	%
250	237	94.08

The above Table 1 indicates that the number of questionnaires distributed and the responses received from the prisoners. a total of 94.08% of prisoners response to the Questionnaires.

Table : 2 Age wise questionnaire responses from prisoners.

Age	Number of Respondents	%
20	12	05.06
21-30	141	59.50
31-40	59	24.90
41-50	15	06.32
51-60	09	03.80
60 and above	01	00.42
Total	237	100.00

Table 2 shows Age wise questionnaires response from prisoners. The highest 141(59.50%) prisoners response to questionnaires being the age group of 21-30. Followed by 31-40 group with 59(24.90%), 41-50 group with 15(06.32%), 20 group with 12(05.06%), 51-60 group with 9(03.80%) and 60 and above group with 1(00.42%).

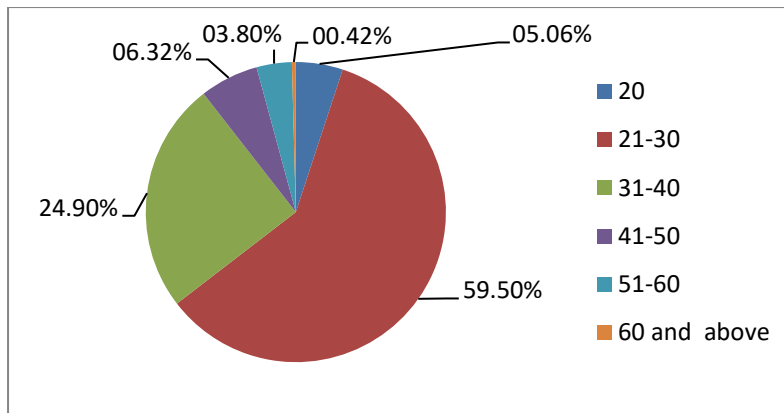


Fig.1 Age wise questionnaire responses from prisoners.

Table: 3 Educational qualification of respondents to questionnaires

Educational Qualification	No. of Respondents	%
Primary school	49	20.68
Middle School	27	11.40
High School	45	19.00
PUC	51	21.51
UG	46	19.40
PG	19	08.01
Total	237	100.00

The above table 3 shows educational qualification of prisoners. There are 51(21.51%) prisoners passed PUC followed by 49(20.68%) were Primary school, 46(19.40%) were passed UG degree, 45(19.00%) prisoners passed High school, 27(11.40%) were Middle School, and 19(08.01%) prisoners passed PG.

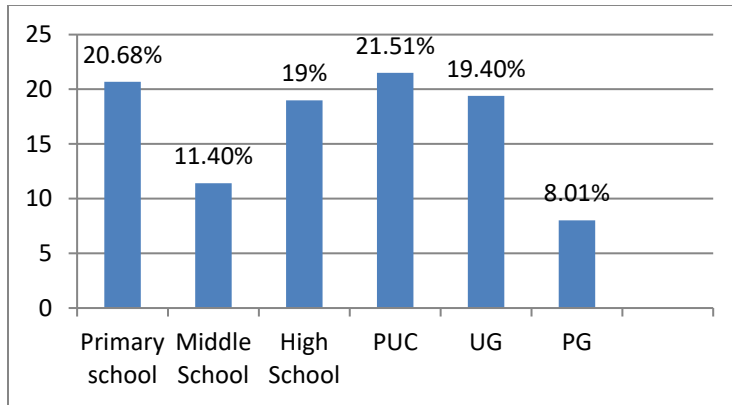


Fig.2 Educational qualification of respondents to questionnaires

Table: 4 Gender wise responses

Gender	No. of Respondents	%
Male	211	89.02
Female	026	10.98
Total	237	100.00

Table .4 indicates gender wise response of prisoners. 211(89.02%) Male and 26(10.98%) were Female prisoners responses to the questionnaires.

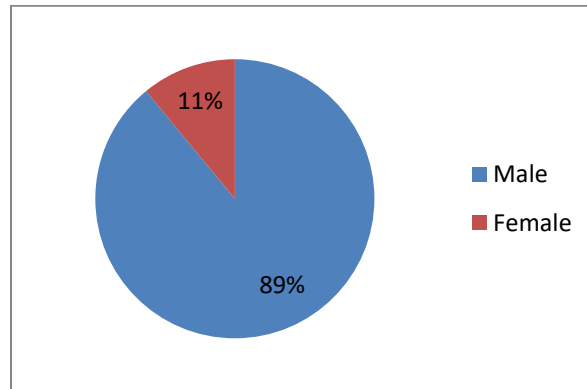


Fig.3 Gender wise respondents

Table : 5 Marital Status of prisoners

Marital Status	Number of respondents	%
Married	112	47.25
Unmarried	125	52.75
Total	237	100.00

Table 5 examine on Marital status of the prisoners. 112(47.25%) prisoners were Married persons followed by 125(52.75%) were belongs unmarried prisoners.

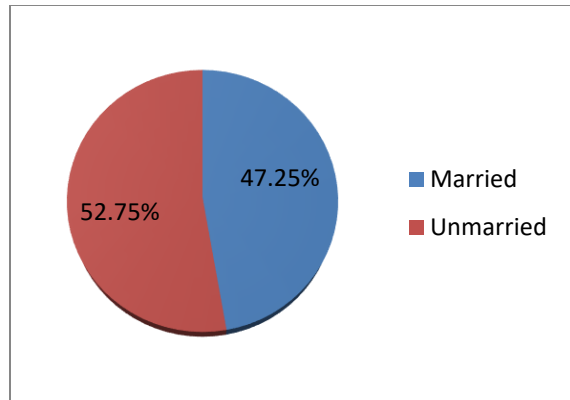


Fig.4 Marital Status of prisoners

Table : 6 provision for Library facilities

prisoner	No. of Respondents	%
Yes	237	100
No	Nil	00
Total	237	100.00

Table 6 Shows that Provision of Library facilities in prison. All 237(100%) respondents says that the prison provide library facilities.

Table : 7 Frequency of visit to library

Frequency	No. of Respondents	%
Daily	178	75.10
Once in a week	18	07.60
Twice in a week	22	09.29
Three times in a week	19	08.01
Total	237	100.00

Table 7 Shows frequency of visit to library by prisoners. Majority of 178(75.10%) prisoners visit library 'Daily', followed by 22(09.29%) prisoners visit 'twice in a week' 19(8.01%) prisoners visit 'three times in a week', and 18(07.60%) prisoners visit library once in a week.

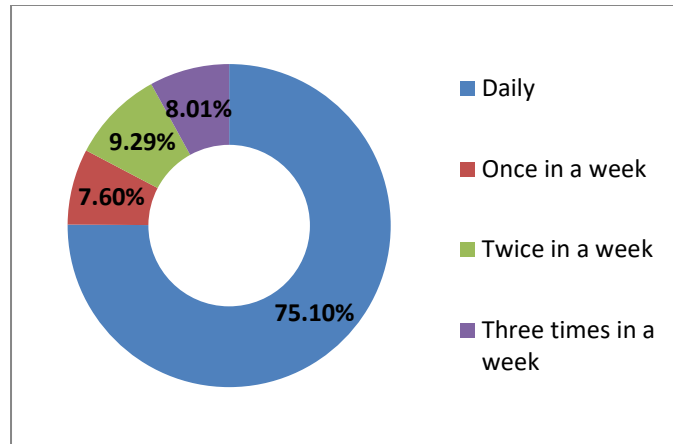


Fig.5 Frequency of visit to library

Table:8 Time spent in Prison library.

Hours	No. of respondents	%
1 hour	65	27.42
2-3 hours	52	21.95
3 and above	120	50.63
Total	237	100.00

Table 8 examine on time spent in Prison library by prisoners. There are 120(50.63%) prisoners spent ‘3 and above hours’ in library, Followed by 65(27.42%) were spent their time with ‘1 hour’ and 52(21.95%) prisoners were spent time with 2-3 hours per day.

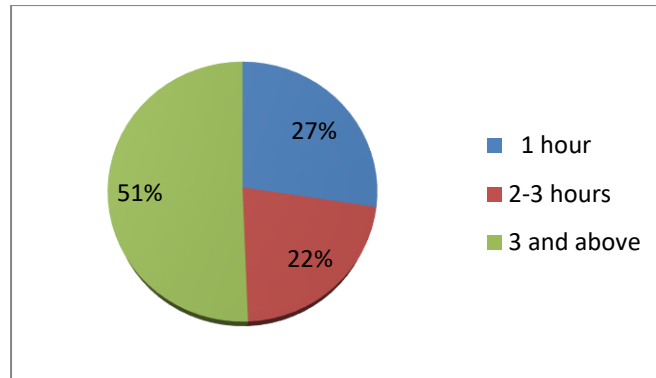


Fig.6 Time spent in Prison library.

Table : 9 Purpose of visit to library

Purpose	Number of respondents	%
To read Religion/Story Books	150	63.29
To read National and International News	146	61.60
For Education Purpose	108	45.56
For Meditation	42	17.72
For Recreation	23	09.70
For time pass	10	04.21

Table 9 understand the Purpose of visit to library. There are 150(63.29%) prisoners were visit library to read religious and story books’, followed by 146(61.60%)‘ to National and International news’, 108(45.56%) for Education Purpose 42(17.72%) were for to know meditation, 23(09.70%) were for recreation purpose and lastly 10(04.21%) prisoners were visit for time pass.

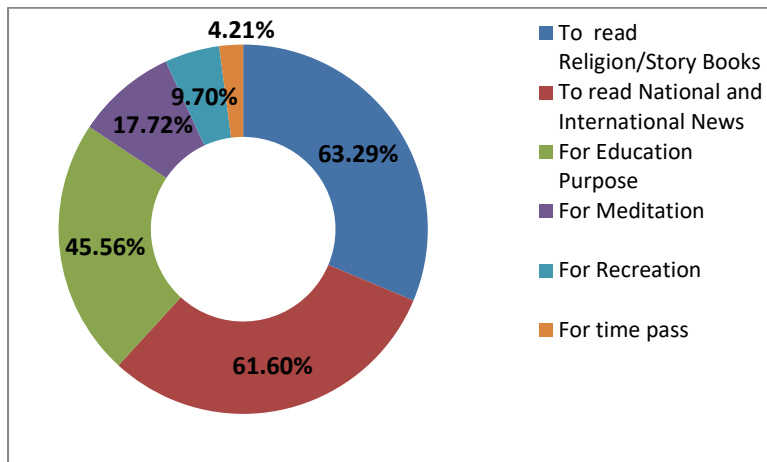


Fig.7 Purpose of visit library .

Table: 10 Opinion on Satisfaction of library collections

Library Collections	Satisfactory	Not Satisfactory
Books	216(91.13%)	21(08.86%)
Reference books	190(58.10%)	47(14.37%)
Story books /fictions/novels	221(93.24%)	16(04.89%)
Newspapers & Magazines	233(98.31%)	04(01.68%)

Table 10. Shows the opinion on library collections in Prison. 233(98.31%) prisoners were satisfactory opinion on ‘Newspapers & Magazines’, followed by 221(93.24%) satisfied with ‘Story books/Fictions/Novels’. 216(91.13%) prisoners satisfied with ‘Books’, and 190(58.10%) prisoners satisfied with Reference books.

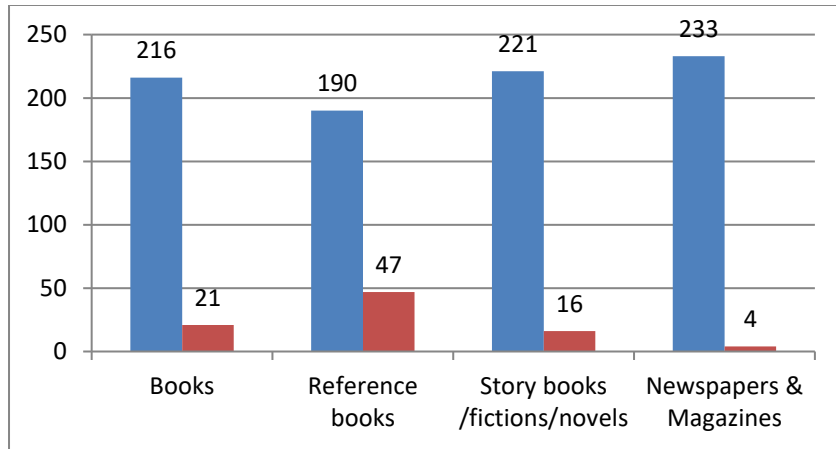


Fig. 8 Opinion on satisfaction of library collections.

Table : 11 Opinion on Physical facilities of Prison Library

Physical Facilities	Satisfactory	Not satisfactory
Seat Arrangement	206(86.91%)	31(13.08%)
Lighting/ Ventilation	196(82.70%)	41(17.29%)
Furniture/ Equipment	193(81.43%)	44(18.56%)
Cleanliness	172(72.57%)	65(27.42%)
Drinking water	161(67.93%)	76(32.06%)
Toilet	177(74.68%)	60(25.31%)

Table.11 design opinion an Physical facilities of Library. Almost all the physical facilities are satisfied with above 70% of the prisoners, few remaining 30% of prisoners says drinking water facility is not satisfied.

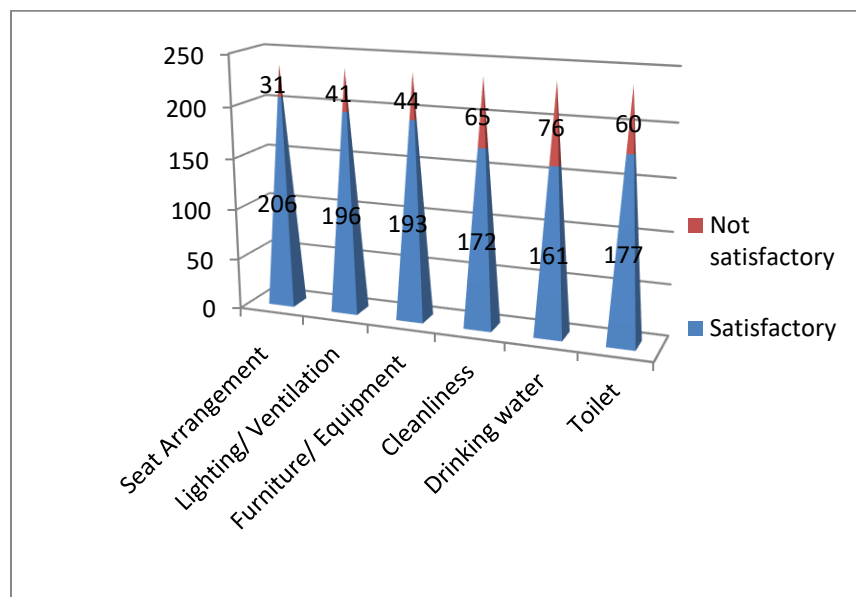


Fig. 9 Opinion an Physical facilities of Prison Library

8. Findings

- It is Observed in table 2. 141(59.50%) are 21-30 age group, Followed by 59(24.90%) are 31-40 age group and 15(06.32%) are 41-50 age group.
- It is observed in table 3. There are 51(21.51%) prisoners are PUC, Followed by 49(20.68%) are Primary School and 46(19.40%) are UG.
- It is observed in table 5 The Majority of the prisoner are un married 125(52.75%) and 112(47.25%) are married.
- It is Observed in Table 6 Providing of library Facilities in prison 237(100%) .
- It is observed in Table7 178(75.10%) prisoners visit 'Daily', followed by 22(09.29%) are visit 'Twice in a week 'and 19(08.01%) are visit Three times in a week.
- It is observed in Table8 120(50.63%) are spent '2-3 hours' in library, followed by 65(27.42%) are spent 'Less than 1 hour' and 52(21.95%) are spent ' 1-2 hours'.
- It is observed in Table9 Purpose of visit to prison library. There are 150(63.29%) are visit library for 'To read religion /story books', Followed by 146(61.60%) are 'To get National and International news'.
- Observed in Table10. There are 233(98.31%) are satisfied with 'Newspapers & Magazines', Followed by 221(93.24%) satisfied with 'Stories/Fictions/Novels, 216(91.13%) satisfied with 'Text Books'.
- It is observed in Table12 Opinion about Physical facilities in Prison Library. There are 206(86.91%) are Satisfied with 'Seat arrangement', Followed by 196(82.70%) are 'Lighting/Ventilation', 193(81.43%) are 'Furniture/Equipment in Library'.

Suggestions

- Few Prisoners suggested more moral story books for library
- Some prisoners recommended audio visual facilities for library
- Some prisoners suggested some weekly magazines
- Few prisoners suggested more staff for library
- Few Prisoners recommended some competitive exam books .

Conclusion

Prison libraries plays very important role in rehabilitation and reformation of prisoners life after release from the prison. The central prison library Bangalore is having 4000 collections to facilitate Prisoners.

References:

1. Kayaoglu, Hülya Dilek and Demir, Güler (2014), Prison libraries in Turkey: The results of a national survey, *Journal of Librarianship and Information Science*, 46(2), 130–138.
2. Omolola, Ibikunle Gladys (2015). Availability and Utilization of Information Resources for Prison Inmates in North Central States of Nigeria, *IOSR Journal of humanities and social science*. 20(7), 21-24.
3. Ansah, Christopher M Owusu (2012). "prospects and challenges of prison libraries in ghana: a case study of the nsawam medium security prisons." *Library Philosophy and Practice (e-journal)*. 851.
4. Omagbemi, Clement O and Odunewu Abiodun O (2008) An Appraisal of Library Services Provision to Prison Inmates in Nigeria, *Information Society and Justice*. 1(2), 245-254.
5. Sambo, Atanda S.; Usman, Saliu A.; and Rabi, Nafisa, (2017). "Prisoners and Their Information Needs: Prison Libraries Overview", *Library Philosophy and Practice (e-journal)*. 1467.
6. Conrad, Suzanna (2012), collection development and circulation policies in prison libraries: an exploratory survey of librarians in us correctional institutions, *library quarterly*, 82(4), 407-427.
7. Zrinka Šimunić, Sanjica Faletar Tanacković and Boris Badurina (2014), Library services for incarcerated persons: A survey of recent trends and challenges in prison libraries in Croatia, *Journal of Librarianship and Information Science*, 48(1), 72– 89.
8. <http://www.karnatakaprison.in>