

University of Nebraska - Lincoln

DigitalCommons@University of Nebraska - Lincoln

Library Philosophy and Practice (e-journal)

Libraries at University of Nebraska-Lincoln

Summer 6-15-2020

Trends in Annual Seminar Papers of Ahmedabad Library Network: A Bibliometric Analysis

Shanti P Chaudhari

Pandit Deendayal Petroleum University, shanti.chaudhari@gmail.com

Atul Bhatt

Gujarat University Ahmedabad, dratulbhatt@gmail.com

Shishirkumar H. Mandalia

Sardar Patel University, drshishirmandalia@gmail.com

Follow this and additional works at: <https://digitalcommons.unl.edu/libphilprac>



Part of the [Library and Information Science Commons](#)

Chaudhari, Shanti P; Bhatt, Atul; and Mandalia, Shishirkumar H., "Trends in Annual Seminar Papers of Ahmedabad Library Network: A Bibliometric Analysis" (2020). *Library Philosophy and Practice (e-journal)*. 4281.

<https://digitalcommons.unl.edu/libphilprac/4281>

TRENDS IN ANNUAL SEMINAR PAPERS OF AHMEDABAD LIBRARY NETWORK: A BIBLIOMETRIC ANALYSIS

Shanti P. Chaudhari

School of Liberal Studies, Pandit Deendayal Petroleum University, Gandhinagar &
PhD Student, Department of Library and Information Science, Gujarat University,
Ahmedabad, Gujarat, India;

Atul Bhatt

Associate Professor
Department of library and information Science
Gujarat University, Ahmedabad, Gujarat, India;

Shishirkumar H. Mandalia

I/c.University Librarian & Publication officer
Sardar Patel University
Vallabh Vidyanagar, Gujarat, India

Abstract

A Bibliometric Study of Communications Published in Journal of Informetrics from 2012 to 2016. This research study demonstrates a bibliometric study of scholarly communication published by Ahmedabad Library Network (ADINET) in proceedings of annual conference (seminar). ADINET celebrates Librarian's Day every year to commemorate the birthday of Dr. S R Ranganathan by organizing seminar in Gujarat, a leading state of India. This bibliometric study is intended to bring out the results of seminar proceedings published by ADINET from 2005 to 2019. This study investigated 176 papers published in Proceedings of ADINET seminar during 15 years. Study revealed that most of authors prefers to write for this seminar as a single author and out of 176 research papers 119 papers are written as single author whereas 36 papers found with double author and 21 papers published with three authors. It is also found from the study that Rashmi Kumbar and Shailesh Yagnik both are prominent authors whereas Gujarat is leading state published a maximum number of papers.

Keywords: Library and Information Science; Bibliometric Analysis; Ahmedabad Library Network; ADINET; ADINET Seminars; Book of Papers

1. Bibliometric

Bibliometrics is of recent origin and relatively a new concept, which has emerged as a research front in its own right in Information Science. The word 'bibliometric' is derived from Latin and Greek words i.e. biblio and metrics. Different scholars defined the term bibliometric among them few are well cited as: Pritchard defined Bibliometrics as "the application of mathematical methods to books, journals and other media of communication" (Pritchard & Wittin, 1969). The British Standard Institution defines Bibliometrics as "the use of documents and patterns of publication on which mathematical and statistical methods have been applied". Hawkins interpreted Bibliometrics as "quantitative analysis of the bibliographic feature of a body of literature" (Hawkins, 1977). Bibliometrics earlier was known as "Statistical Bibliography".

Keeping the relevance it, the authors realised the need to demonstrate bibliometric exercise with the ADINET Seminar's Book of Papers because library and information science as an

area of research and practice is growing from theory building point of views and indeed is one of the most dynamic area of research as well.

2. Literature Review

Bibliometric methods are primarily Qualitative and Can Also Be Utilized to make declarations about qualitative Images of scientific activities (Bissar-Tadmouri & Tadmouri, 2009). Bibliometric analysis is a useful and effective Instrument to obtain Information Regarding the current state of research in Certain areas and Enables Investigators to identify and Tackle new lines of Study at a Really Simple and quick way (Battisti & Salini, 2013).

Bibliometrics is now a typical tool of science, policy and research direction in the past couple of decades. All substantial compilations of science signs greatly require the publication and citation data and on more complex bibliometric methods. Nowadays, bibliometrics is among those rare, genuinely interdisciplinary research areas to expand to nearly all scientific areas and areas of research. Bibliometric indicators are increasingly being used as an instrument for research performance analysis. These indexes are all based on bibliographic databases, which can be designed primarily for information retrieval purposes so informetric studies represent only a secondary use of the systems (Wallin, 2005). Bibliometrics and peer Evaluation can simply comment with certainty about a Study programme's short-term Consequences, whereas it's doubtful If these methods Create any predictions Concerning the Study programme's long-term Consequences (Kostoff, Río, Humenik, & García, 2001).

3. About Ahmedabad Library Network (ADINET)

ADINET is a Library network of over 2500 Libraries and Information Centers in Gujarat. It was started in the year 1994 by NISSAT (National Information System for Science and Technology), Department of Science and Industrial Research, Govt. of India, New Delhi. ADINET was established with broad objectives to join libraries and enable them to harness their limited resources and collective strengths, so libraries can continue to play their historic role as society's portal to information. ADINET promotes sharing of resources and disseminates valuable information by networking Libraries (ADINET, 2019).

ADINET organizes annual librarians' day celebrations, quarterly seminars, training programs, lectures, workshops, quiz program and panel discussion on current trends of library and information science with collaboration of various institutions. ADINET publishes Current Contents for Library and Information Library (CUCOLIS) to enable library professionals to update their professional skill and knowledge.

4. Source

ADINET in collaboration with various institutions celebrates Rd. Sialic Ram amrita Ranganathan's Birthday as "Librarians' Day" since 1995. These collaborative institutes include: Information Library Network (INFLIBNET), Ahmedabad Management Association (AMA), Ahmedabad Textile Industry's Research Association (ATIRA) Entrepreneurship Development Institute of India (EDII), Dhirubhai Ambani Institute of Information and Communication Technology (DAIICT), Gujarat University, Indian Institute of Management Ahmedabad (IIMA), Institute for Plasma Research (IPR), Physical Research Laboratory (PRL), NIRMA University, Space Application Centre (SAC), Adani Institute Of

Infrastructure Management (AIIM), Mudra Institute of Communications, Ahmedabad (MICA), Physical Research Laboratory (PRL) etc.

5. Objectives the Study

The main objectives of this study are to

- To list the various themes and editors of the Book of Papers
- To enlist year wise distribution of papers
- To examine the average length of papers
- To study the nature of authorship pattern
- To determine the frequency and number of references cited by the authors
- To examine the geographical location scenario of the published papers
- To evaluate year wise distribution of advertisements
- To list the paper contributors of ADINET Book of Papers

6. Scope of the Study

The authors put their efforts in collecting all the 25 book of papers, but could able to get the book of papers from 2005 onwards only. Hence the scope of the study extends over 15 book of papers published from 2005 to 2019. The study covers the papers, acknowledgements, appendices, references appended at the end of these papers and advertisements given at the end of the papers.

6.0 Analysis and Findings

6.1 Themes of Librarians' Day Celebrated by ADINET

ADINET has conducted 25 seminars as Librarians' Day since 1995 on the themes mentioned in the following table.

Sr.No.	Theme	Date
1	Future Libraries – Overcoming challenges	14th Sept, 2019
2	Startup India & Role of Libraries	25th Aug, 2018
3	Re-imagining Today's Librarianship	12th Aug, 2017
4	Emerging Trends in LIS Research Ethics	6th Aug, 2016
5	Library as A Learning Space: Role and Relevance of Libraries in the Future	22nd Aug, 2015
6	Libraries and Education: Vision 2020 on 23rd August, 2014	23rd Aug, 2014
7	Redefining Libraries to Create Next Generation Libraries on 10th August, 2013 at EDII, Gandhinagar	10th Aug, 2013
8	User Oriented Quality Services in 21st Century Libraries on 11th August, 2012	11th Aug, 2012
9	Networking Libraries in Gujarat for Resource Sharing on 27th August 2011	27th Aug, 2011
10	Preparing New Generation Librarians For Meeting Future Challenges on 7th August, 2010	7th Aug, 2010
11	Information Literacy and Changing Landscape of Libraries on 29th August, 2009	29th Aug, 2009
12	Current Trends in Libraries in the Digital Era on 9th August, 2008	9th Aug, 2008
13	Best Practices in Library and Information Services on 11th August, 2007	11th Aug, 2007

14	Open Access Resources in Internet on 26th August, 2006	26th Aug, 2006
15	Sharing of Electronic Resources for Library and Information Centres in India Through Consortia on 3rd September, 2005	3rd Sept, 2005
16	e-Products for Libraries and Information Centres on 28th August, 2004	28th Aug, 2004
17	Trends in Librarianship on 23rd August, 2003	23rd Aug, 2003
18	Managing Information Technology for Libraries and Information Centres in Changing Environment on 24th August, 2002	24th Aug, 2002
19	Library and Information Profession in Gujarat: Problems, Challenges and Suggested Remedies on 25th August, 2001	25th Aug, 2001
20	Virtual Libraries on 19th August, 2000	19th Aug, 2000
21	ADINET and Community Services on 14th August, 1999	4th Aug, 1999
22	Changing Role of Library Information Professionals and Centre in Context of Information Technology on 22nd August, 1998	22nd Aug, 1998
23	Impact of Internet on Libraries and Information Centres on 16th August, 1997	16th Aug, 1997
24	Libraries and Socio-Economic Development of the Society on 17th August, 1996	17th Aug, 1996
25	21st Century Libraries and Librarians on 12th August, 1995	12th Aug, 1995

Table 1. Themes of Librarians' Day Celebrated by ADINET
(Source: <http://www.alibnet.org/>)

All the papers presented during the above seminars were published as Book of Papers with ISBN and ADINET has the copyright on the Book of Papers.

6.2 List of Venues

ADINET used to organize Librarians' Day seminar at Ahmedabad Management Association till 2012. Since 2013 ADINET initiated to organize the Librarians' Day in various leading institutions in Ahmedabad and Gandhinagar as mentioned in below table 2:

Year	Venue
2013	Entrepreneurship Development Institute of India
2014	Gujarat University
2015	Nirma University
2016	Information and Library Network
2017	Adani institute of Infrastructure Management & Engineering
2018	MICA, Ahmedabad
2019	Physical Research Laboratory, Ahmedabad

Table 2. List of Venues
(Source: <http://www.alibnet.org/>)

6.3 Editorial Team of the Book of Papers

The following table 3 describes the themes of the seminars with editor names since 2005 i.e. during the study period.

Sr. No.	Year	Theme	Editors
---------	------	-------	---------

1	2005	Sharing of Electronic Resources for Libraries and Information Centres in India Through Consortia	P. C. Shah
2	2006	Open Access Resources on the Internet	Rhoda Bharucha
3	2007	Best Practices in Library and Information Science	T. S. Kumbar & Rhoda Bharucha
4	2008	Current Trends in Libraries in The Digital Era	Rhoda Bharucha
5	2009	Information Literacy and Changing Landscape of Libraries	Rhoda Bharucha
6	2010	Preparing New Generation Librarian for Meeting Future Challenges	H. Anil Kumar
7	2011	Networking Libraries in Gujarat for Resource Sharing	Rhoda Bharucha & Satish Deshpande
8	2012	User Oriented Quality Services in 21st Century Libraries	Rhoda Bharucha, Bansidhar Bhatt & Shweta Shroff
9	2013	Redefining Libraries to Create Next Generation Libraries	Rhoda Bharucha & Bansidhar Bhatt
10	2014	Libraries and Education Vision 2020	Shyama Rajaram
11	2015	Library as A Learning Space: Role and Relevance of Libraries in the Future	Rhoda Bharucha, Hiral Patel, Monita Shastri & Lalita Poluru
12	2016	Emerging Trends in LIS Research Ethics	Rhoda Bharucha
13	2017	Re-imagining Today's Librarianship	Manu T R, Nupur Vaishnav & Rhoda Bharucha
14	2018	Startup India & Role of Libraries	Bharucha, Rhoda & Majmudar, Swadha
15	2019	Future Libraries – Overcoming challenges	Bharucha, Rhoda & Nishtha Anil Kumar

Table 3. List of Editorial Team of Book Papers
(Source: <http://www.alibnet.org/>)

6.4 Year wise Distribution of Papers

Table 4 represents the distribution of 176 articles published in the Book of Papers during 2005-2019. The highest number of papers i.e. 35 (19.89%) were published in 2017 followed by 2018 (10.23 %) papers were published; while the lowest number of papers i.e. 5 (2.84%) were published in the 2005 & 2006 respectively. In the years 2007 and 2016, 13 (7.39 %) papers each were published, also it can be observed from the following table that 11 papers (6.25%) each was published during the years 2012 and 2014.

Sr. No.	Year	No. of Papers	Percentage
1	2005	5	2.84
2	2006	5	2.84
3	2007	13	7.39
4	2008	6	3.41
5	2009	7	3.98
6	2010	10	5.68
7	2011	10	5.68
8	2012	11	6.25
9	2013	8	4.55
10	2014	11	6.25

11	2015	14	7.95
12	2016	13	7.39
13	2017	35	19.89
14	2018	18	10.23
15	2019	10	5.68
Total		176	100

Table 4. Year wise Distribution Papers
(Source: Authors Compilation)

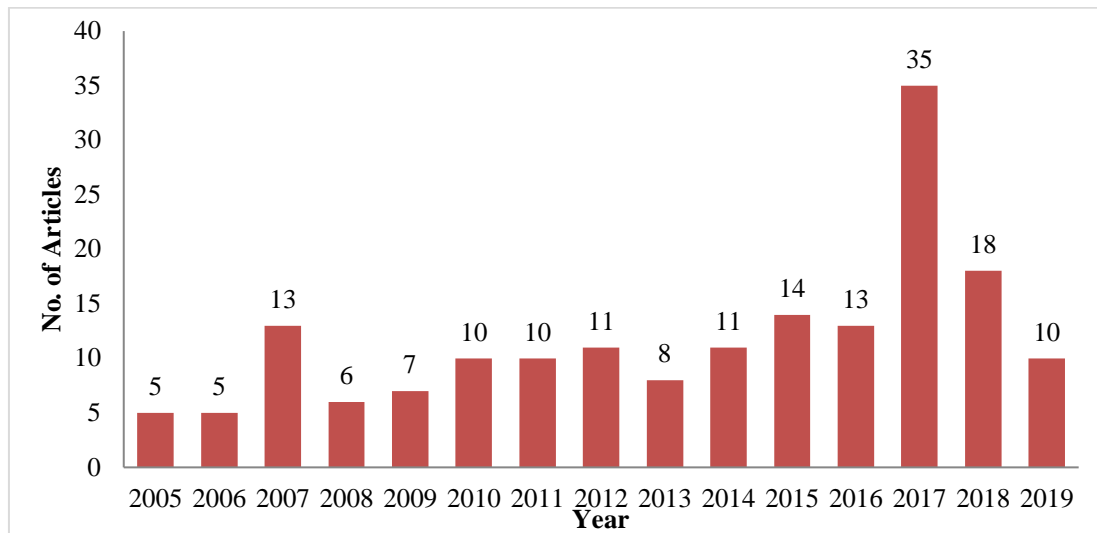


Figure 1: Year wise Distribution Papers

6.5 Year wise Distribution of Length of Papers

Table 5 indicates the length of the articles i.e. number of pages published in the Book of Papers during 2005 to 2019. Out of 176 published papers, 151 papers (85.79%) contain the pages ranging from 1 to 10 pages. 24 papers contain the range from 11-20 pages (13.63%) and only one (0.56%) paper contain the page range from 21-30 pages in the Book of Papers which was published between 2010-2019. It has been observed that the size of the Book of Papers is different in various seminars.

Sr. No.	Year	No. of Pages			Total
		01-10	11-20	21-30	
1	2005	5	0	0	5
2	2006	5	0	0	5
3	2007	13	0	0	13
4	2008	6	0	0	6
5	2009	7	0	0	7
6	2010	4	6	0	10
7	2011	8	2	0	10
8	2012	11	0	0	11
9	2013	7	1	0	8
10	2014	10	1	0	11
11	2015	14	0	0	14
12	2016	13	0	0	13

13	2017	28	6	1	35
14	2018	11	7	0	18
15	2019	9	1	0	10
Total		151	24	1	176
Percentage		85.79	13.63	0.56	100

Table 5. Year wise Distribution of Length of Papers
(Source: Authors Compilation)

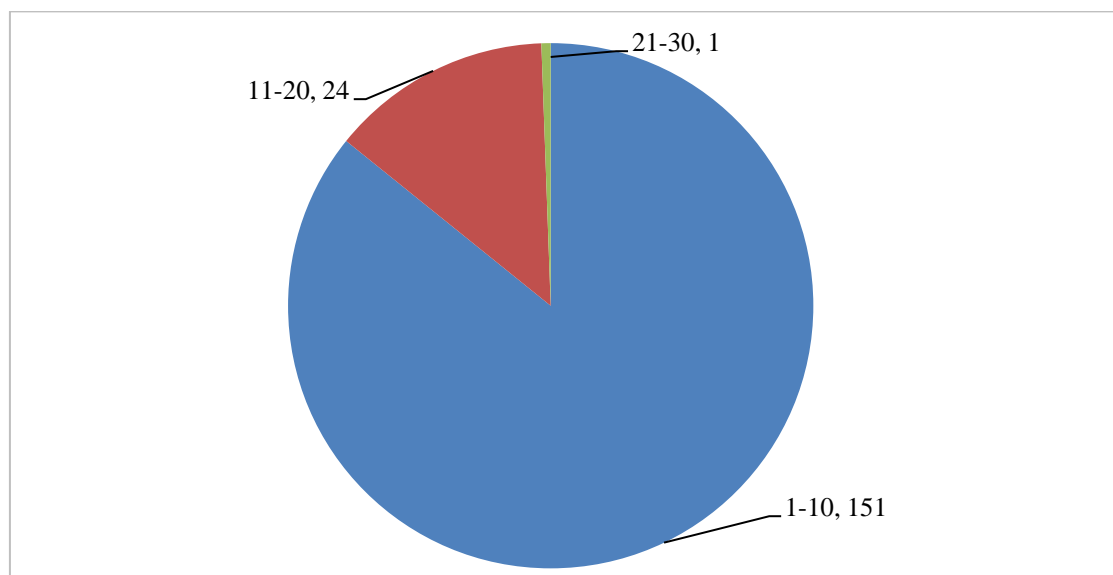


Figure 2: Length of Papers

6.6 Year wise Distribution of Authorship Pattern

Table 6 depicts the distribution of authorship pattern in the Book of Papers. The data reveals that the concentration is more on single authored articles in the Book of Papers during 2005-2019. Out of the total 176 articles, published 119 articles (67.61%) were single authored articles. The numbers of two authored articles were 36 (20.45%) whereas three or more than three authors authored only 21 articles (11.95%).

Sr. No.	Year	No. of Authors			Total
		Single author	Two authors	Three or more than three authors	
1	2005	5	0	0	5
2	2006	3	2	0	5
3	2007	8	5	0	13
4	2008	6	0	0	6
5	2009	6	0	1	7
6	2010	8	2	0	10
7	2011	7	2	1	10
8	2012	9	2	0	11
9	2013	5	0	3	8
10	2014	9	1	1	11
11	2015	8	3	3	14
12	2016	12	1	0	13

13	2017	19	9	7	35
14	2018	10	4	4	18
15	2019	4	5	1	10
Total		119	36	21	176
Percentage		67.61	20.45	11.93	100

Table 6. Year wise Distribution of Authorship Pattern
(Source: Authors Compilation)

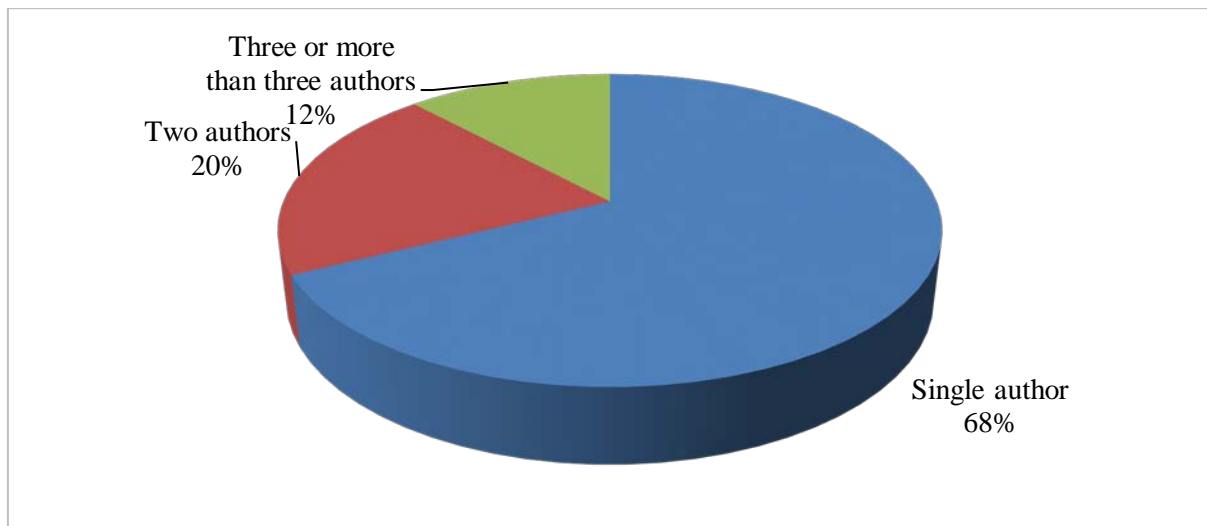


Figure 3: Authorship Pattern

6.7 Year wise Distribution of Citation of References

The following table 7 gives the details regarding the references cited by the authors in their articles published in the Book of Papers during the 2005-2019 years of its publication. The highest articles i.e. 101 (57.39%), followed by 11-20 articles i.e. 44 (24.43) of the articles published during 2005 to 2019. In the present study it has been observed that there were only 4 articles (2.27%) which contained more than 30 references and 21 (11.93%) articles does not mentioned any references.

Sr. No.	Year	No. of References					Total
		0	1-10	11-20	21-30	31+	
1	2005	1	3	1	0	0	5
2	2006	1	2	2	0	0	5
3	2007	10	3	0	0	0	13
4	2008	0	3	3	0	0	6
5	2009	2	3	2	0	0	7
6	2010	2	6	2	0	0	10
7	2011	0	8	1	0	1	10
8	2012	1	6	3	0	1	11
9	2013	0	8	0	0	0	8
10	2014	1	8	2	0	0	11
11	2015	0	6	7	1	0	14
12	2016	2	9	2	0	0	13
13	2017	0	26	6	2	1	35
14	2018	1	5	8	3	1	18

15	2019	0	5	4	1	0	10
Total		21	101	43	7	4	176
Percentage		11.93	57.39	24.43	3.98	2.27	100

Table 7. Year wise Distribution of Citation of References
(Source: Authors Compilation)

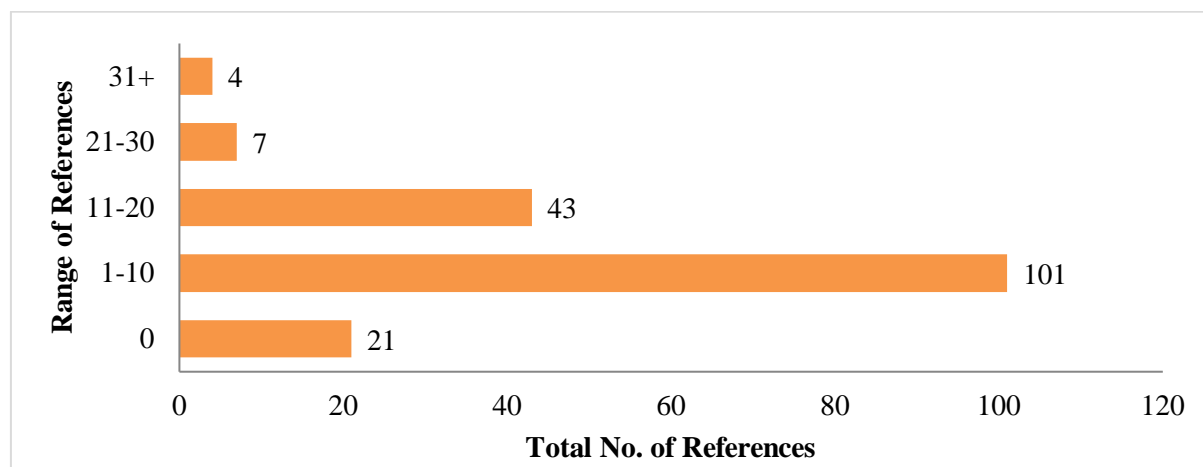


Figure 4: References

6.8 Year wise Distribution of Advertisements

It has been observed that the Book of Papers encourages the advertisement of professional book supplier, book vendor, stationary, etc. It can be seen from the table 8 that 265 advertisements which include publishers, book suppliers & vendor, stationary and photocopier were appeared in the Book of Papers from 2005 to 2016. The highest number of advertisements i.e. 42 (15.85%) were published in 2007 & 2009 while the lowest number of papers i.e. 1 (0.38%) were published in the 2016 of the Book of Papers and also there were not a single advertisement published in 2010, 2014-15. In the year 2010, 2014, 2015 and 2017 to 2019 Book of Papers doesn't have any advertisements.

Sr. No.	Year	No. of Advertisements	Percentage
1	2005	35	13.21
2	2006	41	15.47
3	2007	42	15.85
4	2008	38	14.34
5	2009	42	15.85
6	2010	0	0.00
7	2011	19	7.17
8	2012	16	6.04
9	2013	31	11.70
10	2014	0	0.00
11	2015	0	0.00
12	2016	1	0.38
13	2017	0	0.00
14	2018	0	0.00
15	2019	0	0.00
Total		265	100

Table 8. Year wise Distribution of Advertisements
(Source: Authors Compilation)

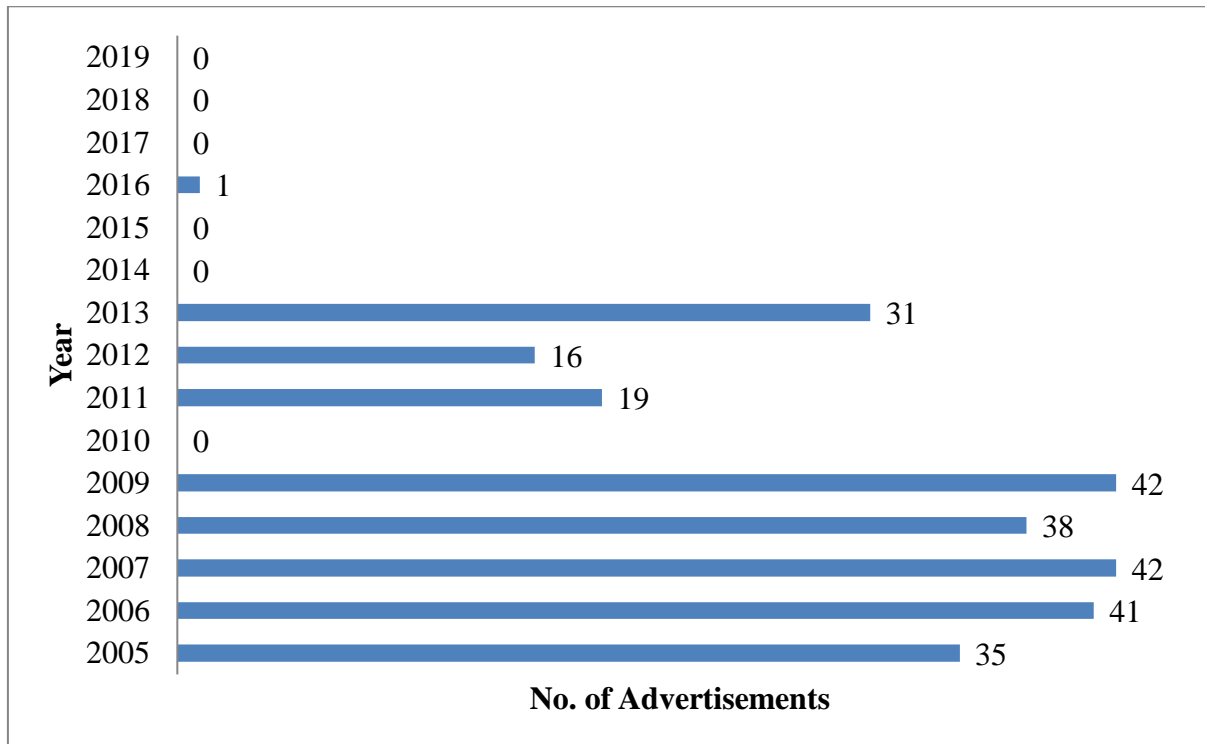


Figure 5: Year wise Distribution of Advertisements

6.9 Geographical Location Scenario of Papers – State-wise

Table 9 gives an alphabetical list of states from where the authors contributed the papers to the Book of Papers in India. The table depicts that the maximum number of papers 143 (81.25%) were originated from Gujarat; followed by Maharashtra 13 (7.39) and Karnataka 11 (6.25). The authors from Andhra Pradesh, Dadra & Nagar Haveli (UT), Kerala, Madhya Pradesh, Punjab, Tamil Nadu and Uttar Pradesh contributed 01 paper each, and one author contributed from out of India i.e. United Arab Emirates (UAE).

Sr. No.	State	No. of Papers	Percentage
1	Andhra Pradesh	1	0.57
2	Dadra & Nagar Haveli (UT)	1	0.57
3	Delhi	1	0.57
4	Gujarat	143	81.25
5	Karnataka	11	6.25
6	Kerala	1	0.57
7	Madhya Pradesh	1	0.57
9	Maharashtra	13	7.39
10	Punjab	1	0.57
11	Tamil Nadu	1	0.57
12	UAE (Out of India)	1	0.57
13	Uttar Pradesh	1	0.57
Total		176	100.00

Table 9. Geographical Location Scenario of Papers
(Source: Authors Compilation)

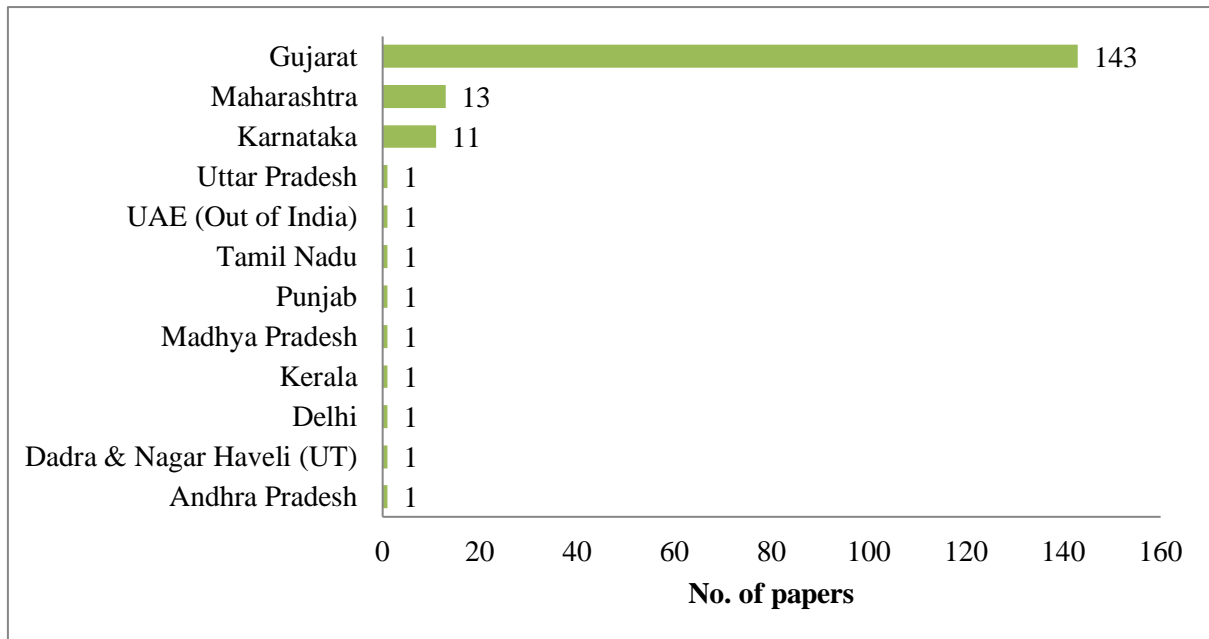


Figure 6: Geographical Location Scenario of Papers

6.10 Geographical Location Scenario of Papers - City-wise (Gujarat)

Table 10 shows the total number of papers contributed from Gujarat state. The total numbers of papers were 143 (81.25%) were received from Gujarat. The highest number of papers contributed from Ahmedabad city i.e. 59 (41.26%). Second highest article were contributed from Gandhinagar 39 (27.27%) and the lowest papers i.e. 1 (0.68%) each contributed from Adipur, Anand, Dhrangadhra, Mandvi, Mehsana, apanchmahal, Patan and Surat cities respectively. Contributions published from Vallabh Vidya Nagar and Vadodara are 14 (9.79%) and each.

Sr. No.	City	No. of Papers	Percentage
1	Adipur	1	0.70
2	Ahmedabad	59	41.26
3	Anand	1	0.70
4	Dhrangadhra	1	0.70
5	Gandhinagar	39	27.27
6	Mandvi	1	0.70
7	Mehsana	1	0.70
8	Navsari	3	2.10
9	Panchmahal	1	0.70
10	Patan	1	0.70
11	Rajkot	6	4.20
12	Surat	1	0.70
13	V V Nagar	14	9.79
14	Vadodara	14	9.79
Total		115	100.00

Table 10. Status of Papers from Gujarat
(Source: Authors Compilation)

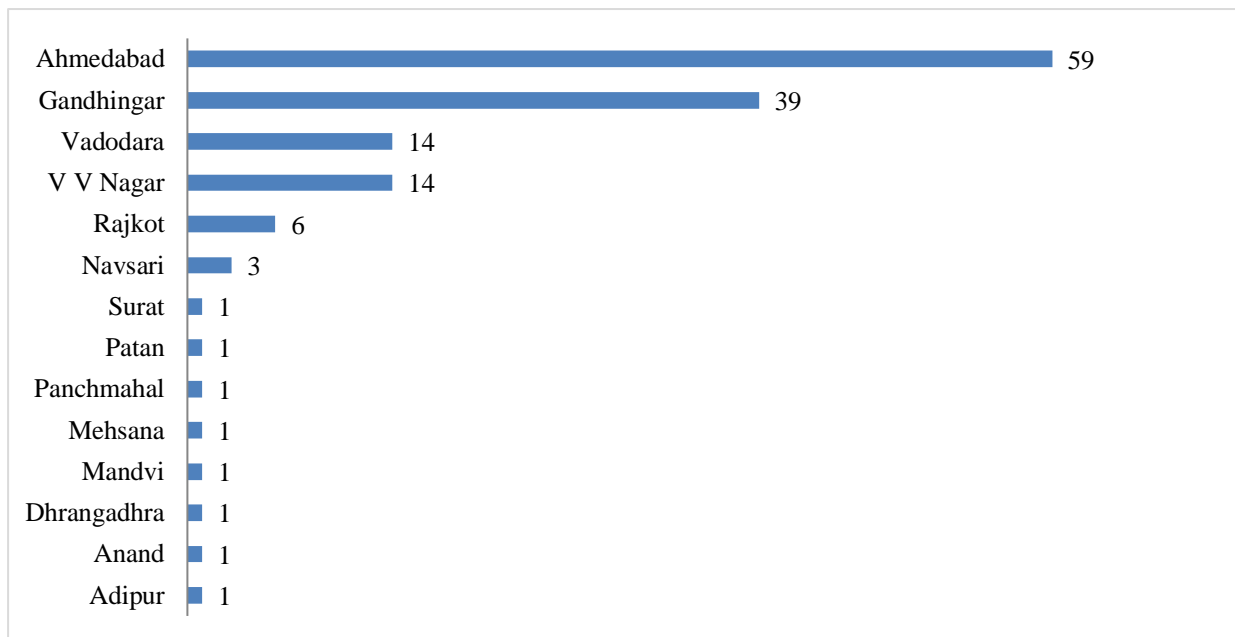


Figure 7. Status of Papers from Gujarat State

6.11 Prominence of Paper Contributors

The Table 11 shows that the top 10 authors of the Library and Information Science (LIS) professionals who has contributed for the ADINET Book of Papers during the study period i.e. 2005-2019. Out of 176 LIS professionals' papers (first authors) were published in the Book of Papers. Where ever the ranking was same, the alphabetical order of the authors name has been considered for the ranking. The ranking study helps authors rapidly to know the names of authors who contributed more into the field. The highest papers 6 contributed by Rashmi T Kumbar and Shailesh Yagnik followed by Shyama Rajaram, Bhakti Gala and Sheetal Tank 5 papers each. Lavji N Zala has contributed 4 papers and Ladhir Rabari, Nishtha Anil Kumar, P Lalitha, Parul Zaveri, Sanghamitra Pradhan, Shweta Shroff and U A Thaker has contributed 3 papers each.

Sr. No.	Name of the Contributor	No. of Papers
1	Rashmi T Kumbar	6
2	Shailesh Yagnik	6
3	Shyama Rajaram	5
4	Bhakti Gala	5
5	Sheetal Tank	5
7	Lavji N Zala	4
6	Ladhir Rabari	3
8	Nishtha Anil Kumar	3
9	P Lalitha	3
10	Parul Zaveri	3
11	Sanghamitra Pradhan	3
12	Shweta Shroff	3
13	U A Thaker	3

Table 11. List of Top 10 Paper Contributors
(Source: Authors Compilation)

7. Conclusion

The following are observations and conclusions derived from the above study

Bibliometric Analysis of Book of Papers of Annual Seminars of Ahmedabad Library Network (ADINET) is analyzed. The result highlights the significance of articles as an important information source. In particular, this study reveals a perceptual upward trend of collaborative research. It can be concluded that the result of this type of studies would appear to be of great potential in the library and information field.

It is concluded that this kind of studies will help the researchers in identifying the primary sources of information from which citations have been made. The ranking studies of contributors help research scholar rapidly to know the names of authors who contributed more into the field.

8. Suggestions

The authors suggest that to create an institutional repository of Book of Papers by ADINET so the accessibility of these papers will be widely accessed by the LIS researchers and professionals.

Also the authors suggest publishing a book which contains the abstracts of all the 176 papers which will be beneficial to the user community of LIS field.

References:

- A, J., & Bhat, S. &. (2016). Assessing the Effectiveness of Information Literacy Instruction Program: Pre and Post Evaluation Case Study. *Library Philosophy and Practice (e-journal)*. Retrieved from <http://digitalcommons.unl.edu/libphilprac/1434>
- ADINET. (2019). Retrieved 06 25, 2017, from Ahmedabad Library Network: <http://www.alibnet.org>
- Agyeman, E. A., & Bilson, A. (2012). Research Focus and Trends in Nuclear Science and Technology in Ghana: A Bibliometric Study Based on the INIS Database. *Library Philosophy and Practice (e-journal)*, 1212. Retrieved from <http://digitalcommons.unl.edu/libphilprac/1212>
- Aryanti, B. &. (2018). Malaysian Journal of Library and Information Science 2001 - 2006: A Bibliometric Study. *Malaysian Journal of Library and Information Science*, 13(1), 103 - 116.
- Aryanti, B., & Willet, P. (2008). Malaysian Journal of Library and Information Science 2001 - 2006: A Bibliometric Study. *Malaysian Journal of Library and Information Science*, 13(1), 103 - 116.
- Barik, N. a. (2019). Bibliometric portrait of select Open Access Journals in the field of Library and Information Science: A Scopus based analysis. *Library Philosophy and Practice (e-journal)*. Retrieved from <https://digitalcommons.unl.edu/libphilprac/2588>
- Batthini, G., Vaishnav, N., Madnani, A., & Chaudhary, A. (2017). The Journal of Entrepreneurship: A Retrospective Bibliometric Analysis and Future Directions. *Entrepreneurship Development Institute of India*.
- Battisti, F. D., & Salini, S. (2013). Robust analysis of bibliometric data. *Statistical Methods & Applications*, 22(2), 269–283. Retrieved from <https://link.springer.com/article/10.1007/s10260-012-0217-0>

- Bharucha, R., & Bhatt, B. (2013). Redefining Libraries to Create Next Generation Libraries. Librarians Day. *ADINET & Entrepreneurship Development Institute of India*.
- Bissar-Tadmouri, N., & Tadmouri, G. O. (2009). Bibliometric analyses of biomedical research outputs in Lebanon and the United Arab Emirates (1988–2007). *Saudi Medical Journal*, 30(1), 130-139.
- Chaudhari, B. (2019). Librarian in a new Entrepreneurial Ecosystem. *Library Philosophy and Practice (e-journal)*. Retrieved from <http://digitalcommons.unl.edu/libphilprac/1920>
- Chun, Y. (2009). Bibliometric Analysis of Journal Articles Published By Southeast Asian Chemical Engineering Researchers. *Malaysian Journal of Library & Information Science*, 14(3), 1-13. Retrieved from <https://mjlis.um.edu.my/article/view/6962>
- Cronin, B. (2001). Bibliometrics and beyond: some thoughts on web-based citation analysis. *Journal of Information Science*, 27(1). doi:10.1177/016555150102700101
- Hawkins, D. (1977). Unconventional Use of Online Information Retrieval Systems: Online Bibliometric Studies. *Journal of American Society for Information Science*, 28(1), 13-18.
- Johnson, I. M. (2011). Bibliometrics and the brain dead. *Information Development*, 27(2), 92–93. doi:10.1177/0266666911404012
- Kim, E. (2019). Assessing the Value of Korean School Library Research: A Bibliometric Comparison of Korean and International Journal Papers. *Library Philosophy and Practice (e-journal)*. Retrieved from <https://digitalcommons.unl.edu/libphilprac/3535>
- Kostoff, R. N., Río, J. A., Humeník, J. A., & García, E. O. (2001). Citation Mining: Integrating Mext Mining and Bibliometrics for Research User Profiling. *Journal of the American Society for Information Science and Technology*, 52(13), 1148-1156. Retrieved from <https://onlinelibrary.wiley.com/doi/abs/10.1002/asi.1181>
- Osareh, F., Mostafavi, I., & Khazaneha, M. (n.d.). Scientific mapping of “Social Information” field in Web of Science database: a bibliometric study. *Library Philosophy and Practice (e-journal)*. Retrieved from <https://digitalcommons.unl.edu/libphilprac/3555>
- Pritchard, A., & Witten, G. (1969). Statistical Bibliography: An Interim Bibliography. *Journal of Documentation*, 24(4), 69.
- Rajaram, S. (2014). Libraries and Education Vision 2020. Librarians Day. Ahmedabad. *ADINET & Gujarat University*.
- Shah, P. C. (2005). Sharing of Electronic Resources for Libraries and Information Centres in India Through Consortia. Ahmedabad:: ADINET & Ahmedabad Management Association.
- Sin, T. (2003). Malaysian Historical Journals (1847-1966): A Bibliometric Study. *Malaysian Journal of Library & Information Science*, 19-43. Retrieved from <https://mjlis.um.edu.my/article/view/8373>
- Trivedi, D., & Bhatt, A. (2018). Contemporary Trends of Information Seeking Behaviour of Research Scholars of Gujarat University: A Case study. *Library Philosophy and Practice (e-journal)*. Retrieved from <http://digitalcommons.unl.edu/libphilprac/1942>
- Wallin, J. A. (2005). Bibliometric Methods: Pitfalls and Possibilities. *Basic & Clinical Pharmacology & Toxicology*, 97(5), 261-275. doi:10.1111/j.1742-7843.2005.pto_139.x

Zoogah, D., & Rigg, J. (2014). Bibliographic Analysis and Strategic Management Research in Africa. *Advancing Research Methodology in the African Context: Techniques, Methods, and Designs*, 10, 189-213. doi:10.1108/S1479-838720140000010009