

INSTRUCTION
BOOK

FORD TRACTOR

Sold and Distributed by

FERGUSON-SHERMAN
MANUFACTURING CORP.

DEARBORN, MICH.

N O T E

The Dealer has undertaken to explain to you every point in this instruction book.

It is vital to your interests that he should do so.

W A R N I N G

1. Our Warranty is conditional upon the instructions in this book being carried out.
2. Change oil exactly as recommended.
3. Use only the grades of lubricants recommended.
4. Do not lubricate where no provision has been made for lubrication.
5. Take the utmost care to see that there is not the slightest leak of air between Air Cleaner and Engine.
6. Ferguson plows and cultivators are designed to operate up to 3 m.p.h. Do not operate them above this speed.
7. Do not carry anything on the implement.
8. Do not reverse tractor with implement in ground.
9. Keep a new tractor on light work for 50 hours.
10. It is dangerous to pull anything by the top link connection on the tractor.
11. Make sure the gearshift lever is in neutral position before pressing the starter button.
12. To avoid the danger of starting the tractor in gear, always start the engine from the seat.
13. To avoid danger to children, or damage to your battery, always remove switch key.

Y O U H A V E B E E N W A R N E D

L U B R I C A T I O N

Use only the special grades of lubricants recommended, which are as follows:

Engine and Air Cleaner—

S.A.E. 30 for summer.

S.A.E. 20 for winter (40° or lower).

S.A.E. 10 when temperature is below freezing and the tractor is used for stationary or industrial work.

Gearing—Transmission, Hydraulic Mechanism, Rear Axle and Belt Pulley. Mild E.T. tractor oil S.A.E. 90 for both summer and winter use.

Grease—Light pressure gun lubricant for both summer and winter use.

ENGINE

	Working Hours
1. Examine dip stick and keep oil up to high level, every _____ (When the engine is new, the first oil should be drained, and the engine refilled after 30 hours. Crankcase capacity 6 quarts.)	10
2. If the cartridge in the oil filter be changed, as recommended, usually it will suffice, after the first filling, if the oil be changed twice annually, for summer and winter use. This will mean a big saving in oil.	
3. Keep radiator filled with clean water.	

IGNITION

1. Fill the battery with distilled water every _____ (When tractor is not in use, the battery should be removed, and charged, every month.)	60
2. Fill reservoir of rear generator bearing with engine oil every _____	300
3. Have dealer's serviceman adjust ignition circuit breaker, and spark plugs, every _____	500
4. Fit new spark plugs at least every _____	1000

CARBURETOR

Working
Hours

- | | |
|--|----|
| 1. Clean sediment bowl, when sediment collects there. | |
| 2. Remove drain plug from bottom of carburetor, and allow to drain, every..... | 60 |
| 3. To find the approximately correct adjustment for the main jet, screw the needle down on its seat, and unscrew one turn. Maximum economy can be obtained by adjusting the carburetor to suit the conditions under which the tractor is working. It is not advisable to use a too weak mixture, as this tends to overheat the engine. | |

AIR CLEANER

- | | |
|---|----|
| 1. The farmer is warned that this is one of the most important features of his tractor. The bowl should be inspected, and serviced, every | 10 |
| 2. To avoid damage to engine in dusty conditions service <i>twice</i> every..... | 10 |
| 3. Use engine oil for servicing. S.A.E. 30 for summer, and S.A.E. 20 for winter when temperature falls below 40°. | |
| 4. When temperature is below freezing and the tractor is used for stationary or industrial work, use S.A.E. 10. | |

HYDRAULIC MECHANISM AND TRANSMISSION

- | | |
|---|-----|
| 1. Examine transmission dip stick, and keep oil up to high level, every..... | 60 |
| 2. Remove the three drain plugs in transmission housing, and rear axle, and refill with 5 gallons of fresh oil every.....
(A new tractor should be drained after the first 200 hours.) | 600 |

FRONT WHEEL HUBS

Working
Hours

1. Use grease gun until grease oozes out of bearings every _____

60

GREASE GUN

Use the grease gun on the following every _____

10

TRACTOR

PLOW

King pins

Coulter hubs

(Note: Use gun until grease oozes at top and bottom of pins)

Wheel bearings

Wheel bracket

(Note: It is important that this bearing should be kept working freely)

Steering tie rods

Leveling lever

Leveling lever thread

BELT PULLEY

Fill to high level plug with mild E.T. tractor oil (S.A.E. 90) every _____

60

(When fitting pulley, always check oil level.)

TIRE PRESSURES

Front 26 lbs. pressure

Rear 12 lbs. pressure

The pressure should not be allowed to fall below those figures, and the tires should be inflated every _____

60

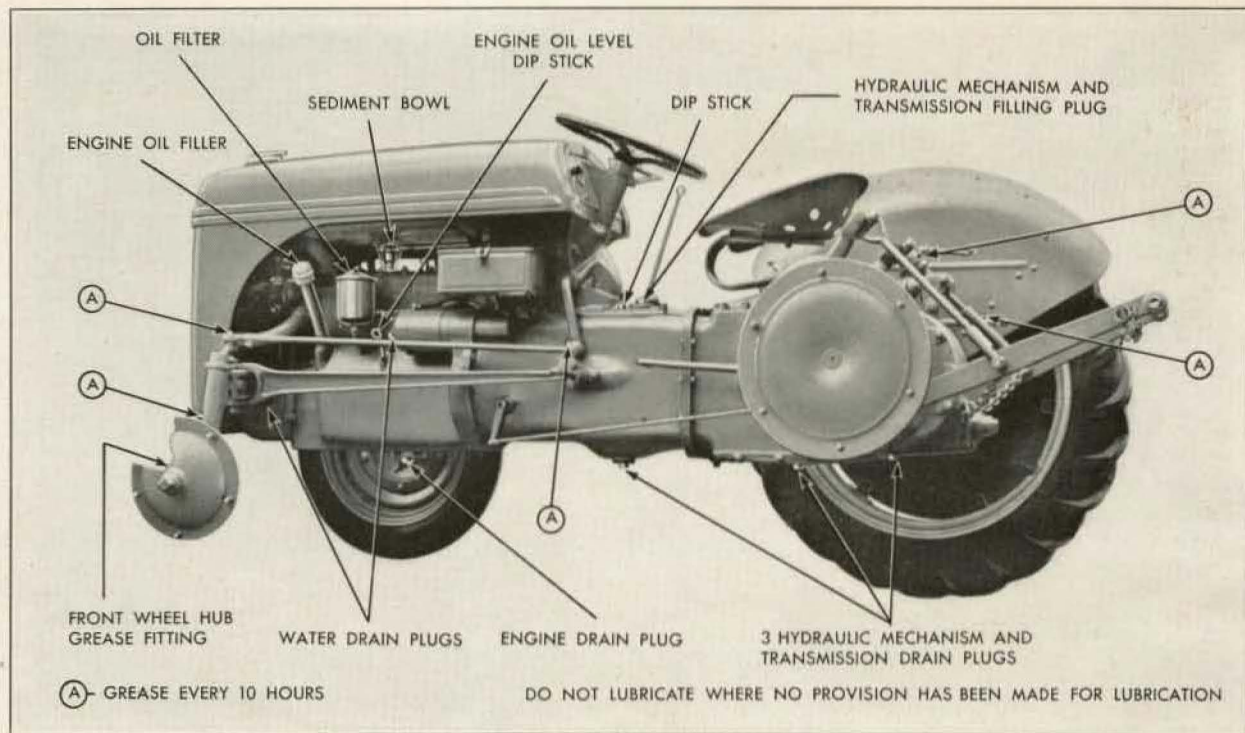
IN FREEZING WEATHER


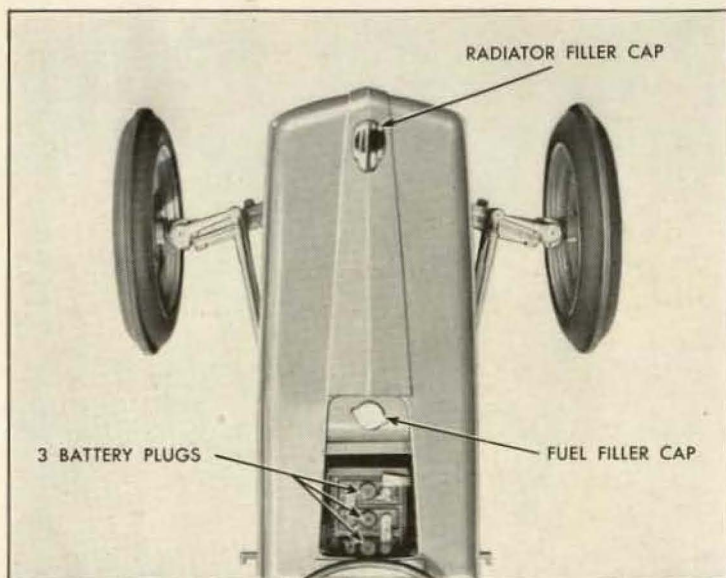
1. Drain radiator and cylinder block nightly, unless a special anti-freezing solution is used.

	Working Hours
2. In cold weather, drive the tractor very slowly for 10 minutes. This is to heat up the engine oil and provide against the danger of damaging the bearings and cylinders. Slow driving will also warm up the transmission oil, so that the hydraulic mechanism will operate at full efficiency.	
3. Put a few drops of glycerine into ignition switch every _____	60

TO SAVE EXPENSE

1. Drive the tractor at moderate speeds. Fast driving puts more strain on the machinery, and causes a heavier consumption of fuel.
2. Rust destroys ground-engaging parts of implements, and causes excessive draft. Grease when not in use.
3. Filter fuel carefully. Avoid splashing battery.
4. Periodically check nuts on tractor and implements. See that they are tight.
5. Always lubricate bolt threads before starting nuts.
6. Ford-Ferguson machinery is built of the highest grade materials, and worth caring for. When not in use, keep under cover.





FORD MOTOR COMPANY WARRANTY

The Ford Motor Company warrants all such parts of new Ford tractors, EXCEPT TIRES, for a period of ninety (90) days from the date of original delivery to the purchaser of each new Ford tractor, as shall, under normal use and service, appear to it to have been defective in workmanship or material. This warranty shall be limited to shipment to the purchaser without charge except for transportation, of the part or parts intended to replace those acknowledged by the Ford Motor Company to be defective. The Ford Motor Company cannot, however, and does not accept any responsibility in connection with any of its tractors when they have been altered outside of its own factories or branch plants. If the purchaser shall use or allow to be used in the tractor, parts not made or supplied by the Ford Motor Company, then this warranty shall become void. The Ford Motor Company does not undertake responsibility to any purchaser of its products for any undertaking, representation or warranty made by anyone selling its products beyond those herein expressed.

•

The Ford Motor Company reserves the right to make changes in design and changes or improvements upon its products without imposing any obligation upon itself to install the same upon its products theretofore manufactured.