

Winter 1-29-2015

# Elementary Teacher Education Program- Vital Statistics


Guy Trainin

*University of Nebraska, Lincoln, gtrainin2@unl.edu*

Mary Masur

*University of Nebraska-Lincoln, mmasur2@unl.edu*

Follow this and additional works at: <http://digitalcommons.unl.edu/cehsgpirw>

 Part of the [Elementary Education and Teaching Commons](#), and the [Other Teacher Education and Professional Development Commons](#)

---

Trainin, Guy and Masur, Mary, "Elementary Teacher Education Program- Vital Statistics" (2015). *Research and Evaluation in Literacy and Technology*. 34.

<http://digitalcommons.unl.edu/cehsgpirw/34>

This Article is brought to you for free and open access by the Education and Human Sciences, College of (CEHS) at DigitalCommons@University of Nebraska - Lincoln. It has been accepted for inclusion in Research and Evaluation in Literacy and Technology by an authorized administrator of DigitalCommons@University of Nebraska - Lincoln.



# Elementary Teacher Education Program

Bachelor of Science in Education with Endorsement to Teach in Grades K-6

## Average ACT Scores of High School Graduates

A minimum ACT score of 20 is required to be accepted into the University of Nebraska-Lincoln.



## Students must complete a minimum of 30 credits before entering the Program.



2.50 GPA Minimum required to enter the Program




3.31 GPA Average of students entering the Program

## The Program


KEY: Teacher Education (Red), Special Education (Yellow), Educational Psychology (Teal), Science and Math (Orange), Humanities and Social Sciences (Blue)

Students entering the Program choose one of the following three possible endorsement paths:


### Elementary Education



### Elementary Education & Special Education



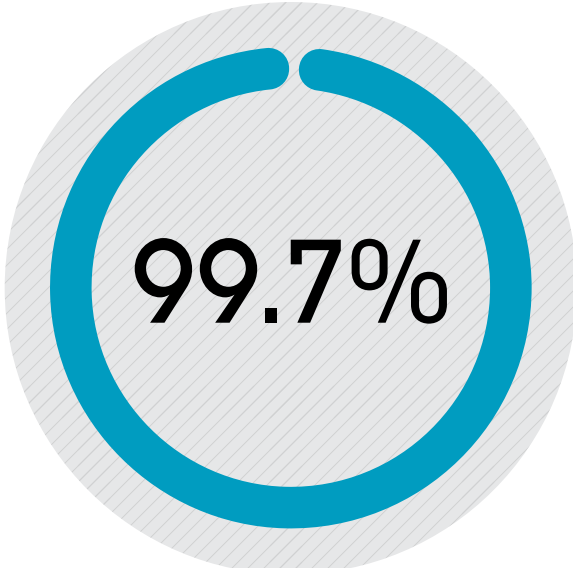
### Elementary Education & Early Childhood



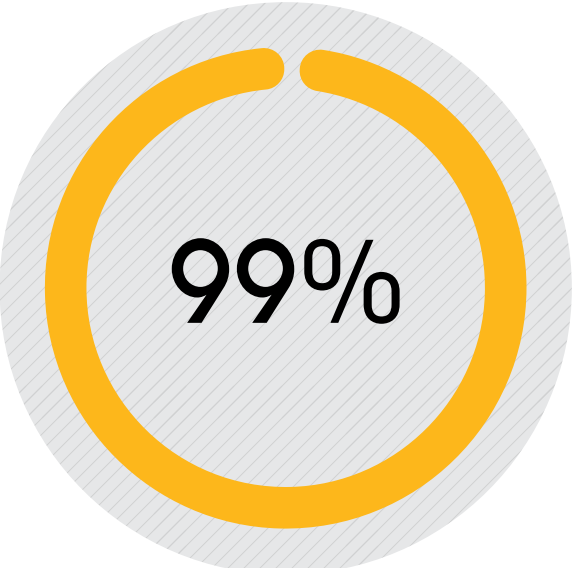
3.64 GPA Average of students completing the Program

## Student Teacher Evaluations

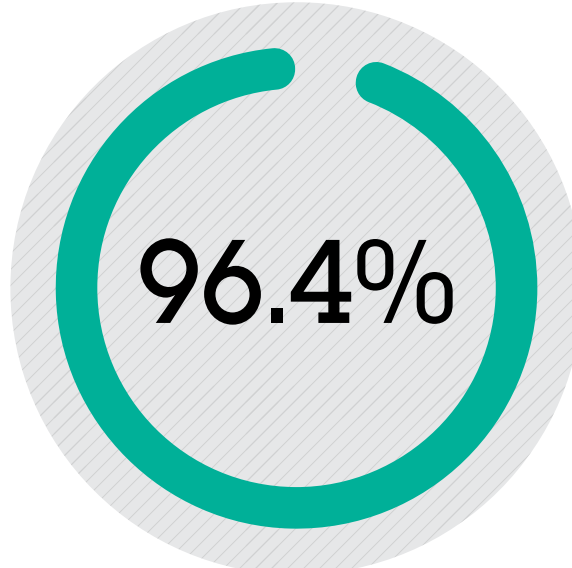
Student Teachers who met competency standards



Students Teachers who met Achievement Centered Education Capstone requirement




Students Teachers who met the Praxis Exam State Requirement




## Student Teachers' Average Praxis Scores

Scores range from 100 to 200. UNL's average score is 10% higher than the national average.




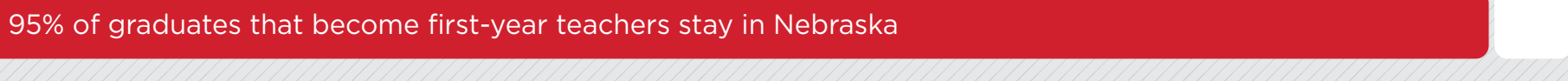
179



175

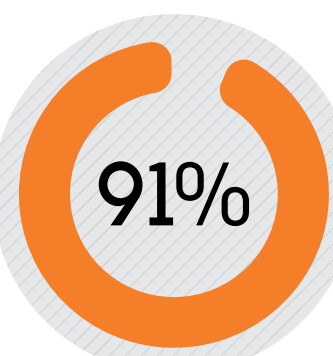
## Upon completion of the Program, where are these first-year teachers placed?

The majority of UNL Elementary Education graduates stay in Nebraska and serve across it's many communities.

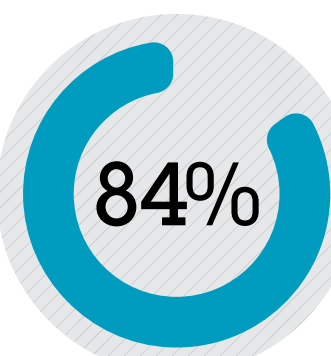


## What are the Principals saying about the first-year teachers from UNL?

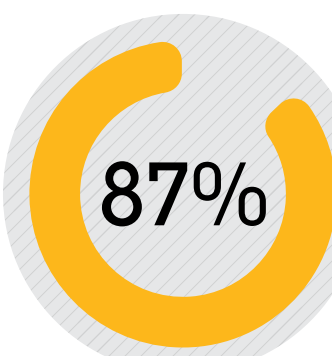
Below are the percentages of principals that agreed or strongly agreed with the following descriptions of the first-year teacher that graduated from the Elementary Teachers Education Program at UNL.



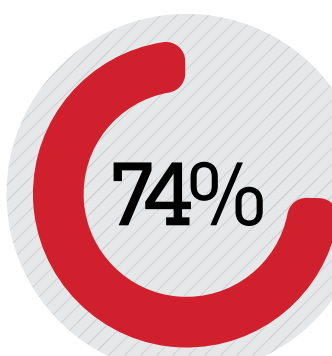
Well-prepared to teach in his/her content area



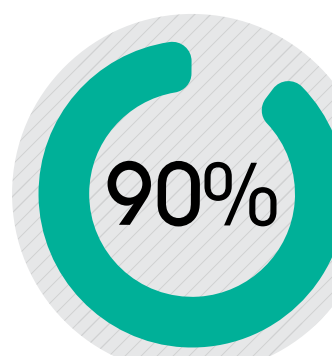
Uses effective methods to manage the classroom



Uses technology and media effectively in his/her teaching



An excellent teacher



Creates a safe, student-centered environment in his/her classroom