

January 1981

NEW SPECIES AND DISTRIBUTION  
RECORDS OF *SURUTU* FROM AMAZONIAN  
BRAZIL (COLEOPTERA: SCARABAEIDAE:  
DYNASTINAE)

Brett C. Ratcliffe

*University of Nebraska-Lincoln*, bratcliffe1@unl.edu

Follow this and additional works at: <http://digitalcommons.unl.edu/entomologypapers>



Part of the [Entomology Commons](#)

---

Ratcliffe, Brett C., "NEW SPECIES AND DISTRIBUTION RECORDS OF *SURUTU* FROM AMAZONIAN BRAZIL (COLEOPTERA: SCARABAEIDAE: DYNASTINAE)" (1981). *Papers in Entomology*. 67.

<http://digitalcommons.unl.edu/entomologypapers/67>

This Article is brought to you for free and open access by the Museum, University of Nebraska State at DigitalCommons@University of Nebraska - Lincoln. It has been accepted for inclusion in Papers in Entomology by an authorized administrator of DigitalCommons@University of Nebraska - Lincoln.

NEW SPECIES AND DISTRIBUTION RECORDS OF  
*SURUTU* FROM AMAZONIAN BRAZIL (COLEOPTERA:  
SCARABAEIDAE: DYNASTINAE)

BRETT C. RATCLIFFE<sup>1</sup>

ABSTRACT

*Surutu fenni* n. sp. and *Surutu hesperius* n. sp. are described from the Amazon Basin of Brazil. *Surutu seabrai* D'Andretta and Martinez is recorded from the Brazilian state of Amazonas for the first time. A key to the species is presented.

Martinez (1955) established the cyclocephaline genus *Surutu* to accommodate *S. dytiscoides* from Bolivia. D'Andretta and Martinez (1956) described *S. seabrai* from Pará and Mato Grosso states in Brazil, but this species was overlooked by Endrödi (1966) in his monograph of the Cyclocephalini. Endrödi (1975) reviewed *Surutu* and described two additional species from Brazil: *S. jelineki* from Rio de Janeiro and *S. schulzei* from Mato Grosso.

During my recent studies at the Instituto Nacional de Pesquisas da Amazonia in Manaus, Amazonas, Brazil, I encountered two undescribed species of *Surutu* which are described below along with new distributional records for *S. seabrai*. The distribution of the species of *Surutu* is represented in Fig. 16.

*Surutu seabrai* D'Andretta and Martinez

BRASIL: Amazonas, Codajás, X-19-1964, Cerqueira coll., one male (INPA); BRASIL: Amazonas, Lago Januaca, IV-16-1977, B. Mascarenhas coll., one male (BCRC); BRASIL: Amazonas, BR 319, km. 275, IV-5-1978, N. D. Penny coll., three females (BCRC, HAHC); BRASIL: Amazonas, Humaitá, I-1977, K. Rataj coll., one male, one female (BCRC). *NEW STATE RECORDS.*

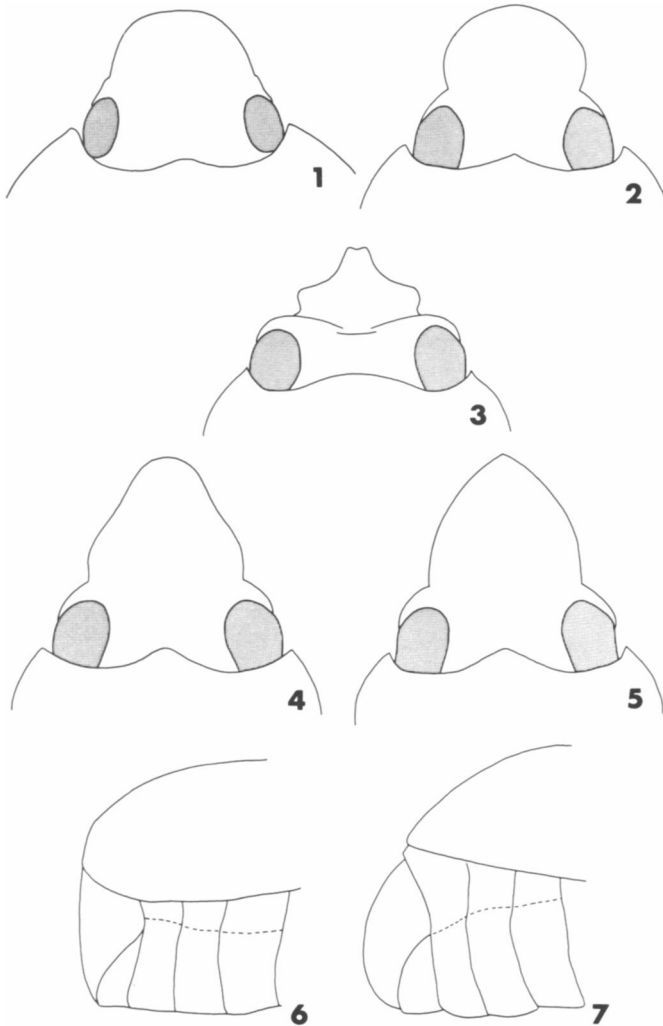
*Surutu fenni* Ratcliffe, **new species**

(Figs. 1, 6, 8, 10-11, 15-16)

*Type material.*—Holotype male, labeled "Manaus, Amazonas, BRAZIL, XII-7-1977, B. C. Ratcliffe." Allotype female with same data as holotype. Types deposited at INPA-Manaus.

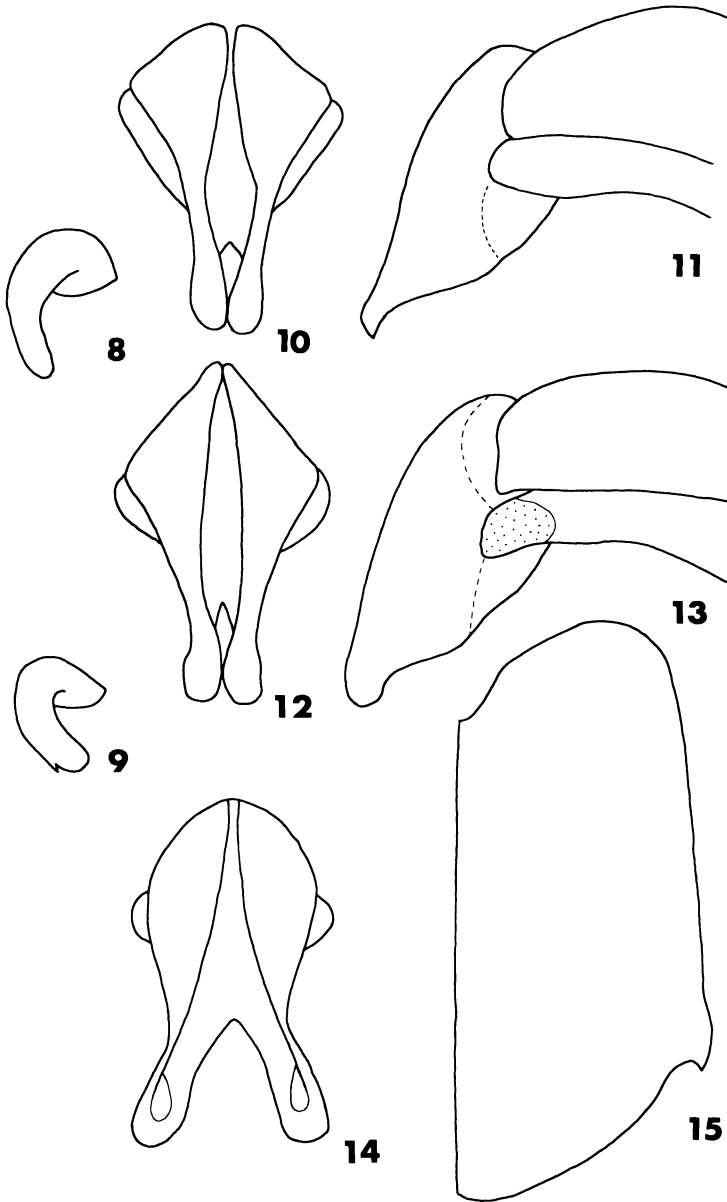
*Holotype.*—Length 29.3 mm; greatest width 15.8 mm. Color dark piceous, almost black, opaque. *Head:* Front moderately densely punctate; punctures moderately large, deep, separated by 1-3 diameters; surface between punctures very minutely shagreened, aciculate. Clypeofrontal suture broadly interrupted at middle. Clypeus (Fig. 1) semi-oval in shape, apex broadly rounded, apical margin slightly reflexed; surface punctate as on front. Eyes large, interocular width 4.0 transverse eye diameters. *Pronotum:* Base nearly straight, distinctly margined except at middle where margin lacking for width of base of scutellum; sides strongly rounded; apical border distinctly produced anteriorly at middle. Basal angle broadly rounded, ob-

<sup>1</sup> Systematics Research Collections, W436 Nebraska Hall, University of Nebraska, Lincoln, NB 68588



Figs. 1-5, Dorsal view of head: Fig. 1, *S. fenni/hesperius*; Fig. 2, *S. dytiscoides*; Fig. 3, *S. jelineki*; Fig. 4, *S. seabrai*; Fig. 5, *S. schulzei*. Figs. 6-7, Lateral view of abdomen to show pygidial convexity: Fig. 6, *S. fenni*; Fig. 7, *S. hesperius*.

tuse; anterior angle nearly a right angle. Disc aciculate, punctate, punctures small and minute mixed; small punctures sparse, shallow; minute punctures moderately dense, shallow. Sides with punctures moderately large, a little deeper, denser. Scutellum triangular, apex distinctly bilobed; surface aciculate, sparsely punctate, punctures small, shallow. *Elytra*: Striae consist of rows of punctures; punctures moderate to large, ocellate-umbilicate, moderately deep, most separated by 1 diameter or less; striae 2-3 (from suture) reduced in basal fourth but not obsolete. Intervals aciculate, sparsely punctate; punctures small, shallow. Sides with punctures



Figs. 8-9, Large claw of male foretarsus: Fig. 8, *S. fenni*; Fig. 9, *S. hesperius*. Figs. 10-11, *S. fenni*, caudal and lateral views of parameres. Figs. 12-13, *S. hesperius*, caudal and lateral views of parameres. Fig. 14, *S. dytiscoides*, caudal view of parameres. Fig. 15, *S. fenni/seabrai*, right elytron of female.

of striae and intervals larger, denser, some confluent. Apex of elytra with a markedly opaque area with slight, crusty film on surface, numerous very small setae interspersed throughout; setae reddish brown; large punctures remain visible beneath crusty film. *Pygidium* (Fig. 6): Weakly convex in lateral view, nearly flat; about twice as wide as long in caudal view. Surface completely, setigerously rugose; rugae weak; setae sparse, very short, reddish brown. *Legs*: Large claw of foretarsus entire (Fig. 8). *Abdominal Sternites*: Middle and base of each sternite with a distinct, transverse row of large, shallow punctures; punctures strongly ocellate, setigerous on apical row; remainder of sternite with sparse, moderately large punctures scattered randomly on surface. *Genitalia* (Figs. 10-11): Base of each paramere not narrowly elongate in caudal view, instead foreshortened, rounded; in same view lateral flaring at middle of paramere elongate, extending downward.

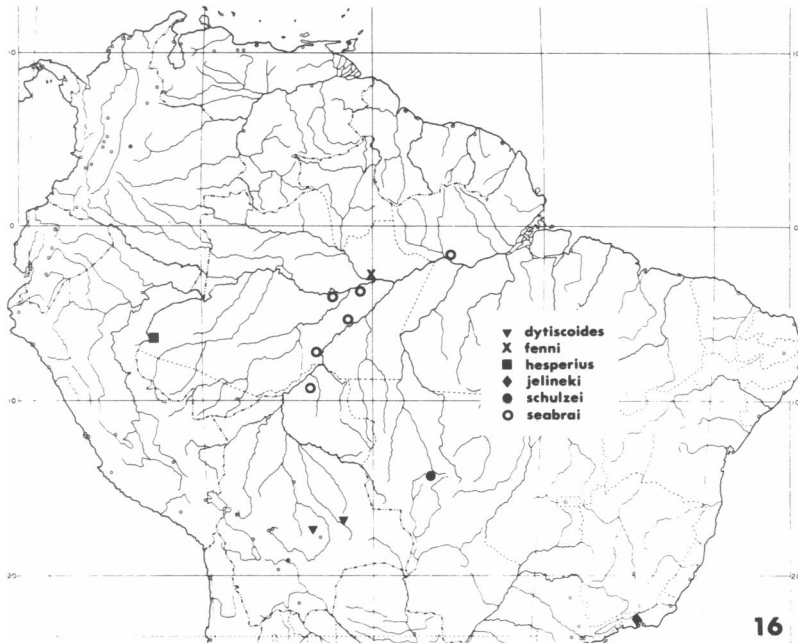


Fig. 16, Distribution map for the species of *Surutu*.

*Allotype*. – Female. Length 29.5 mm; greatest width 16.5 mm. As holotype except in the following respects: *Head*: Front and clypeus with punctures slightly larger, a little more dense, most separated by a single diameter or less. Interocular width 3.5 transverse eye diameters. *Elytra*: Apex lacking reddish brown setae. Posterior angle with a large, acute, posteriorly projecting tooth (Fig. 15). *Pygidium*: Setae absent.

*Remarks*. – *Surutu fenni* is distinguished from *S. hesperius* by (1) the weakly convex pygidium (as opposed to strongly convex), (2) an entire (not cleft) large claw on the foretarsus of the male, (3) increased ocellate punctuation of the sternites, and (4) differences in the parameres of the male genitalia.

The shape of the clypeus in combination with the shape of the parameres will separate *S. fenni* from the remaining four species in the genus.

These specimens were taken at a combination black light-white light trap placed on a dirt road which had been recently cut through an undisturbed black water forest near the Igarapé Taruma just to the NW of Manaus. Subsequent light trapping in the area failed to attract further specimens.

*Etymology.* — This species is named in honor of my eldest son, Fenn, who assisted me in collecting the specimens.

*Surutu hesperius* Ratcliffe, **new species**  
(Figs. 1, 7, 9, 12-13, 16)

*Type material.* — Holotype male, labeled "[BRAZIL] Estirão do Equador, Rio Javari-Amazo [Amazonas], XI-1960, J. Hidasi." Type deposited at INPA-Manaus.

*Holotype.* — Male. Length 28.3 mm; greatest width 15.8 mm. Color dark piceous, nearly black, moderately shining. *Head:* Front moderately punctate; punctures moderate in size, deep, separated by 1-3 diameters; surface between punctures very minutely shagreened, aciculate. Clypeofrontal suture broadly interrupted at middle. Clypeus (Fig. 1) semi-oval in shape, apex broadly rounded, apical margin slightly reflexed; surface punctate as on front. Eyes large, interocular width 4.0 transverse eye diameters. *Pronotum:* Base nearly straight, distinctly margined except at middle where margin absent for width of base of scutellum; sides strongly rounded; apical margin distinctly produced anteriorly at middle. Basal angle broadly rounded, obtuse; anterior angle nearly a right angle. Disc aciculate, sparsely punctate; punctures small and minute mixed, shallow. Sides with punctures moderately large, a little deeper, denser. Scutellum triangular, apex acute; surface aciculate, sparsely punctate; punctures small, shallow. *Elytra:* Striae consist of rows of punctures; punctures moderate to large, ocellate-umbilicate, moderately deep, separated by 1-2 diameters; striae 2-3 (from suture) obsolete in basal fourth. Intervals aciculate, sparsely punctate; punctures small, shallow. Sides with punctures of striae and intervals larger, denser, some confluent. Apex of elytra with a broad area of crusty indument or tomentosity interspersed with numerous short, stout, setae; tomentosity and setae reddish brown, completely obliterating surface sculpturing. *Pygidium* (Fig. 7): Strongly convex in lateral view, about twice as wide as long in caudal view. Surface completely, setigerously rugopunctate; setae dense, long, slender, reddish brown. *Legs:* Large claw of foretarsus narrowly split (Fig. 9). *Abdominal Sternites:* Middle of sternite with a distinct, transverse row of moderately large to large, shallow punctures; base of sternite with transverse row of punctures obsolete or only partially present, punctures simple (not ocellate), setigerous on apical row; remainder of sternite lacking punctures on surface. *Genitalia* (Figs. 12-13): Base of each paramere narrow, elongate in caudal view; in same view lateral flaring at middle of paramere rounded, not elongate.

*Remarks.* — *Surutu hesperius* is separated from *S. jelineki*, *S. seabrai*, *S. schulzei*, and *S. dytiscoides* by the shape of the parameres and the shape of the clypeus. The punctuation on the sternites of *S. hesperius* is not as well developed as in *S. fenni*; the punctures are simple (not ocellate), absent from the surface of the sternite between the basal and median rows of punctures, and the basal row is only poorly developed and partially present.

*Etymology.* — This species is named the "western" *Surutu* because it occurs further west than any other species in the genus.

KEY TO THE SPECIES OF *Surutu*

1. Clypeus subtriangular (Figs. 3-5), apex narrowly rounded or narrowly truncate . . . . . 2

- 1'. Clypeus broadly rounded (Figs. 1-2), apex nearly semi-circular . . . 4
- 2 (1). Clypeus short, a strong angle on side just before base; sides strongly concave (bending inwards); apex narrowly truncate, slightly emarginate (Fig. 3) . . . . . *jelineki* Endrödi
- 2'. Clypeus long, side just before base not strongly angulate; sides usually distinctly convex (bending outwards) or nearly so; apex acutely rounded or pointed, not truncate . . . . . 3
- 3(2'). Clypeus with sides weakly convex, apex narrowly, acutely rounded (Fig. 4). Elytra of female with a strong tooth on posterior angle (Fig. 15) . . . . . *seabrai* D' Andretta and Martinez
- 3'. Clypeus with sides strongly convex, apex pointed (Fig. 5). Elytra of female lacking a strong tooth on posterior angle . . . . . *schulzei* Endrödi
- 4(1'). Clypeus narrowing from base before becoming broadly rounded at apex (Fig. 1). Apices of parameres nearly parallel, not diverging (Figs. 10, 12) . . . . . 5
- 4'. Clypeus expanding laterally from base before becoming very broadly rounded at apex (Fig. 2). Apices of parameres diverging (Fig. 14) . . . . . *dytisoides* Martinez
- 5(4). Male with foreclaw on foretarsus finely cleft (Fig. 9). Pygidium strongly convex in lateral view (Fig. 7). Base of each paramere narrowly elongate (Fig. 12) . . . *hesperius* Ratcliffe, n. sp.
- 5'. Male with large claw on foretarsus entire (Fig. 8). Pygidium not strongly convex, nearly flat in lateral view (Fig. 6). Base of each paramere not narrowly elongate (Fig. 10) . . . . . *fenni* Ratcliffe, n. sp.

## ACKNOWLEDGMENT

I thank Martha J. Haack (Scientific Illustrator, University of Nebraska State Museum) for her assistance with several of the figures.

## LITERATURE CITED

- D'ANDRETTA, M. A. V. AND ANTONIO MARTINEZ. 1956. Una nueva especie del género *Surutu* Martinez. Rev. Brasil. Ent. 4:185-194.
- ENDRÖDI, S. 1966. Monographie der Dynastinae (Coleoptera, Lamellicornia). Ent. Abh. Mus. Tierk. Dresden 33:1-460.
- \_\_\_\_\_. 1975. Zur Gattung *Surutu* Martinez (Coleoptera, Melolonthidae, Dynastinae). Ann. Hist.-Nat. Mus. Nat. Hungarici 67:155-158.
- MARTINEZ, A. 1955. Un nuevo género y especie de escarabeido dinastino (Col. Scarabaeidae, Dynastinae). Mitt. Münch. Ges. 44-45:242-249.

