

2012

# Saturated–unsaturated flow in a compressible leaky-unconfined aquifer

Phoolendra Mishra

*Los Alamos National Laboratory, Los Alamos, NM*

Velimir Vesselinov

*Los Alamos National Laboratory, Los Alamos, NM*

Kristopher Kuhlman

*Sandia National Laboratories, Carlsbad, NM*

Follow this and additional works at: <http://digitalcommons.unl.edu/usdoepub>




Part of the [Bioresource and Agricultural Engineering Commons](#)

---

Mishra, Phoolendra; Vesselinov, Velimir; and Kuhlman, Kristopher, "Saturated–unsaturated flow in a compressible leaky-unconfined aquifer" (2012). *US Department of Energy Publications*. 125.  
<http://digitalcommons.unl.edu/usdoepub/125>

This Article is brought to you for free and open access by the U.S. Department of Energy at DigitalCommons@University of Nebraska - Lincoln. It has been accepted for inclusion in US Department of Energy Publications by an authorized administrator of DigitalCommons@University of Nebraska - Lincoln.



## Saturated–unsaturated flow in a compressible leaky-unconfined aquifer

Phoolendra K. Mishra<sup>a,\*</sup>, Velimir V. Vesselinov<sup>a</sup>, Kristopher L. Kuhlman<sup>b</sup>

<sup>a</sup> Computational Earth Sciences Group, Los Alamos National Laboratory, MS T003, Los Alamos, NM 87545, USA

<sup>b</sup> Repository Performance Department, Sandia National Laboratories, 4100 National Parks Highway, Carlsbad, NM 88220, USA

### ARTICLE INFO

#### Article history:

Received 7 November 2011

Received in revised form 5 March 2012

Accepted 7 March 2012

Available online 4 April 2012

#### Keywords:

Unconfined aquifer

Aquitard

Leakage

Wellbore storage

Unsaturated zone

Laplace–Hankel transform

### ABSTRACT

An analytical solution is developed for three-dimensional flow towards a partially penetrating large-diameter well in an unconfined aquifer bounded below by a leaky aquitard of finite or semi-infinite extent. The analytical solution is derived using Laplace and Hankel transforms, then inverted numerically. Existing solutions for flow in leaky unconfined aquifers neglect the unsaturated zone following an assumption of instantaneous drainage due to Neuman. We extend the theory of leakage in unconfined aquifers by (1) including water flow and storage in the unsaturated zone above the water table, and (2) allowing the finite-diameter pumping well to partially penetrate the aquifer. The investigation of model-predicted results shows that aquitard leakage leads to significant departure from the unconfined solution without leakage. The investigation of dimensionless time-drawdown relationships shows that the aquitard drawdown also depends on unsaturated zone properties and the pumping-well wellbore storage effects.

© 2012 Elsevier Ltd. All rights reserved.

### 1. Introduction

The assumption that the water flow and storage in the unsaturated zone is insignificant for unconfined aquifer tests was first questioned by Nwankwor et al. [1] and later by Akindunni and Gillham [2] based upon analysis of data collected during pumping tests in Borden, Ontario Canada. Analyzing the collected tensiometer data and soil moisture measurements, the authors concluded that the proper inclusion of unsaturated zone in analytical models used for pumping test analysis would lead to improved estimates of aquifer specific yield. Several analytical solutions were developed that account for the unsaturated zone flow to a pumping well in an unconfined aquifer, taking into account the unsaturated zone [3–5]. These models consider the unsaturated zone effects by coupling the governing flow equations at the water table; the saturated zone governed by the diffusion equation and the vadose zone governed by the linearized unsaturated zone Richards equation, using the linearization of Kroszynski and Dagan [6]. These models considered the limiting case where the pumping well has zero radius. For detailed discussion regarding the fundamental differences between these three models readers are directed to Mishra and Neuman [5].

Drawdown due to pumping a large-diameter (e.g., water supply) well in an unconfined aquifer is affected by wellbore storage [7]. Narasimhan and Zhu [8] used a numerical model to demonstrate that early time drawdown in an unconfined aquifer tends

to be dominated by wellbore storage effects. Mishra and Neuman [9] developed an analytical unconfined solution, which considers both pumping-well wellbore storage capacity, and three-dimensional axi-symmetrical unsaturated zone flow. They represented unsaturated zone constitutive properties using exponential models, which result in governing equations that are mathematically tractable, while being sufficiently flexible to be fit to other widely used constitutive models [10–13]. However, Mishra and Neuman [9] considered the unconfined aquifer to be resting on an impermeable boundary and therefore did not account for the potential effects of leakage from an underlying formation (e.g., an aquitard or fractured bedrock). The classical theory of leakage for confined aquifers was originally developed by Hantush [14] assuming steady-state vertical flow in overlying and underlying aquitards and horizontal flow in the pumped aquifer. Hantush [15] later modified the theory of confined leaky aquifers to include transient vertical aquitard flow, giving asymptotic expressions for early and late times. Neuman and Witherspoon [16,17] developed a more complete analytical solution for the more general multiple aquifer flow problem, but did not consider general three-dimensional aquitard flow.

Yatov [18] first investigated the effect of leakage from underlying strata on unconfined aquifer flow. He use the model of Boulton [19] to account for the water table and considered only vertical flow in aquitard. Ehlig and Halepaska [20] investigated leaky-unconfined flow through a finite-difference simulation, which coupled the Boulton [19] and Hantush [14] models to account for leakage across the aquifer-aquitard boundary. Zlotnik and Zhan [21] developed an analytical solution for the flow towards a fully

\* Corresponding author.

E-mail address: [pkmishra@lanl.gov](mailto:pkmishra@lanl.gov) (P.K. Mishra).

penetrating zero-radius well in a coupled unconfined aquifer aquitard system where both the unsaturated zone and the horizontal aquitard flow are neglected. Both Zhan and Bian [22] and Zlotnik and Zhan [21] developed analytical and semi-analytical solutions for leakage due to pumping, building on the works of Hantush [14] and Butler and Tsou [23]. Both Zhan and Bian [22] and Zlotnik and Zhan [21] neglect horizontal flow in aquitards. Purely vertical aquitard flow was justified for limiting aquifer/aquitard hydraulic conductivity contrasts by Neuman and Witherspoon [17]. Both Zhan and Bian [22] and Zlotnik and Zhan [21] only consider a vertically unbounded aquitard. Malama et al. [24] developed a solution for three-dimensional aquitard flow in a finite thickness aquitard, but considered the zero-radius pumping well to be fully penetrating and ignored the flow in unsaturated zone. Here, we develop a more general leaky-unconfined aquifer solution by considering a partially penetrating large-diameter well and including the effects of unsaturated zone flow following Mishra and Neuman [9]. The solution is used to investigate the effect of an aquitard on drawdown in overlying unconfined aquifer. We conclude by investigating the effects of wellbore storage capacity and the unsaturated zone on drawdown observed in the aquitard.

## 2. Leaky-unconfined theory

### 2.1. Statement of Problem

We consider an infinite radial compressible unconfined aquifer above a finitely thick aquitard (Fig. 1). The aquifer and aquitard are each spatially uniform, homogeneous and anisotropic, with constant specific storage  $S_s$  and  $S_{s1}$ , respectively (a subscript 1 indicates aquitard related properties). The aquifer has a fixed ratio  $K_D = K_z/K_r$ , between vertical and horizontal saturated hydraulic conductivities,  $K_z$  and  $K_r$ , respectively. The aquitard vertical and horizontal hydraulic conductivities are  $K_{z1}$  and  $K_{r1}$ . The aquifer is fully saturated below an initially horizontal water table at elevation  $z = b$ . The water table is defined as a  $\psi = 0$  isobar where  $\psi$  is pressure head. A saturated capillary fringe at non-positive pressure  $\psi_a \leq \psi \leq 0$  extends from the water table to the  $\psi = \psi_a$  isobar;  $\psi_a \leq 0$  is the pressure head required for air to enter a saturated

medium. The saturated hydraulic system (aquifer and aquitard) is at uniform initial hydraulic head  $h_0 = b + \psi_a$  before pumping. At time  $t = 0$ , pumping begins at a constant volumetric flowrate  $Q$  from a well of finite radius  $r_w$  and wellbore storage coefficient  $C_w$  (volume of water released from storage in the pumping well per unit drawdown in the well casing). The pumping well is completed across the aquifer between depths  $l$  and  $d$  below the aquifer top. Under these conditions the drawdown  $s(r, z, t) = h(r, z, 0) - h(r, z, t)$  in the saturated zone is governed by the diffusion equation

$$K_r \frac{1}{r} \frac{\partial}{\partial r} \left( r \frac{\partial s}{\partial r} \right) + K_z \frac{\partial^2 s}{\partial z^2} = S_s \frac{\partial s}{\partial t}, \quad r \geq r_w, \quad 0 \leq z < b, \quad (1)$$

along with far-field boundary condition

$$s(\infty, z, t) = 0, \quad (2)$$

the no-flow condition at the portion of the well casing that is not open to the aquifer

$$\left( r \frac{\partial s}{\partial r} \right)_{r=r_w} = 0, \quad 0 \leq z \leq b - l, \quad b - d \leq z \leq b, \quad (3)$$

and the wellbore storage mass-balance expression

$$2\pi K_r (l - d) \left( r \frac{\partial s}{\partial r} \right)_{r=r_w} - C_w \left( \frac{\partial s}{\partial t} \right)_{r=r_w} = -Q, \quad b - l \leq z \leq b - d. \quad (4)$$

Flux is assumed constant across the well screen (see Zhan and Zlotnik [25] for a discussion of this assumption's validity). The corresponding linearized unsaturated flow equations [5] are

$$K_r k_0(z) \frac{1}{r} \frac{\partial}{\partial r} \left( r \frac{\partial \sigma}{\partial r} \right) + K_z \frac{\partial}{\partial z} \left( k_0(z) \frac{\partial \sigma}{\partial z} \right) = C_0(z) \frac{\partial \sigma}{\partial t}, \quad r \geq r_w, \quad b < z < b + L, \quad (5)$$

where  $\sigma(r, z, t)$  is drawdown in the unsaturated zone,  $k_0(z)$  is relative permeability and  $C_0(z)$  is moisture capacity (slope of the curve representing water saturation as a function of pressure head) functions with the functional dependence limitations on the respective constitutive models

$$k_0(z) = k(\theta_0), \quad C_0(z) = C(\theta_0), \quad (6)$$

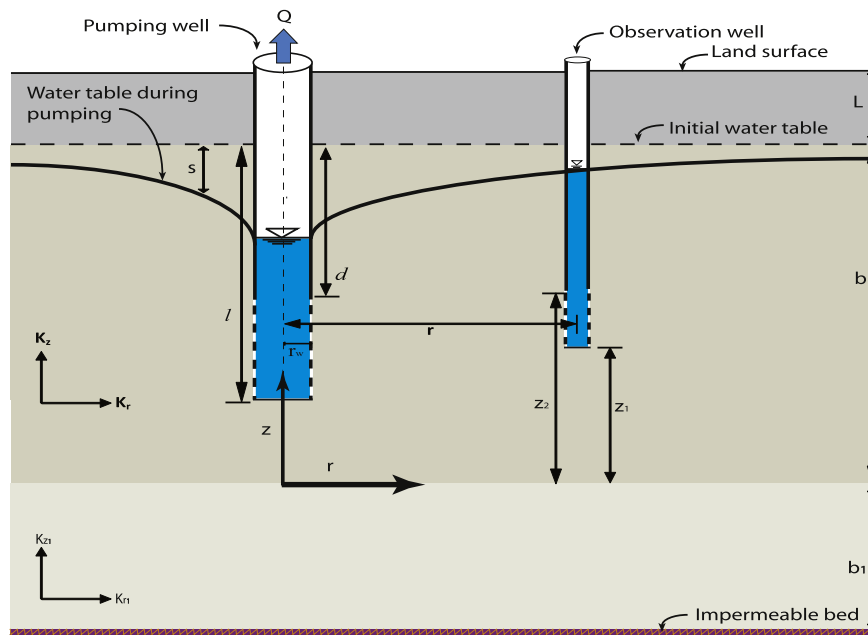


Fig. 1. Schematic representation of leaky unconfined aquifer-aquitard system geometry with finite radius pumping well.

**Table 1**  
Fundamental properties table.

$a$	Hankel transform parameter	$L^{-1}$
$a_c$	Exponent in moisture retention curve or sorptive number	$L^{-1}$
$a_k$	Exponent in Gardner relative hydraulic conductivity model	$L^{-1}$
$b$	Saturated thickness of unconfined aquifer before pumping begins	$L$
$b_1$	Thickness of aquitard	$L$
$C_w$	Wellbore storage coefficient	$L^2$
$d$	Distance from top of screened interval to top of aquifer	$L$
$h$	Hydraulic head (sum of pressure and elevation heads)	$L$
$K_r$	Aquifer radial hydraulic conductivity	$LT^{-1}$
$K_{r1}$	Aquitard radial hydraulic conductivity	$LT^{-1}$
$K_z$	Aquifer vertical hydraulic conductivity	$LT^{-1}$
$K_{z1}$	Aquitard vertical hydraulic conductivity	$LT^{-1}$
$l$	Distance from bottom of screened interval to top of aquifer	$L$
$L$	Thickness of vadose zone before pumping begins	$L$
$n$	Finite cosine transform parameter	–
$p$	Laplace transform parameter	$T^{-1}$
$Q$	Volumetric pumping rate	$L^3T^{-1}$
$r$	Radial distance from the center of pumping well	$L$
$r_w$	Diameter of pumping well	$L$
$s$	Drawdown in aquifer; change in hydraulic head since pumping began	$L$
$s_1$	Drawdown in aquitard; change in hydraulic head since pumping began	$L$
$S_e$	Effective saturation	–
$S_s$	Aquifer specific storage	$L^{-1}$
$S_{s1}$	Aquitard specific storage	$L^{-1}$
$S_y$	Aquifer drainable porosity or specific yield	–
$t$	Time since pumping began	$T$
$z$	Vertical distance from the bottom of the aquifer, positive up	$L$
$z_i$	Elevation to top ( $i = 1$ ) and bottom ( $i = 2$ ) of monitoring interval	$L$
$\theta_0$	Initial volumetric water content	–
$\theta_r$	Residual volumetric water content	–
$\theta_s$	Saturated volumetric water content	–
$\sigma$	Drawdown in unsaturated zone; change in hydraulic head since pumping began	$L$
$\psi$	Pressure head (less than zero when unsaturated)	$L$
$\psi_a$	Air-entry pressure	$L$
$\psi_k$	Pressure for saturated hydraulic conductivity	$L$

**Table 2**  
Derived quantities table.

$K_D$	$K_z/K_r$	Anisotropy ratio
$r_D$	$r/b$	Dimensionless radial coordinate
$z_D$	$z/b$	Dimensionless vertical coordinate
$d_D$	$d/b$	Dimensionless distance to top of screen interval
$l_D$	$l/b$	Dimensionless distance to bottom of screen interval
$p_D$	$pt$	Dimensionless Laplace parameter
$r_{wD}$	$r_w/r$	Dimensionless well radius
$R_{K_D}$	$K_{D1}/K_D$	Ratio of aquitard and aquifer anisotropies
$R_{K_r}$	$K_{r1}/K_r$	Ratio of aquitard and aquifer horizontal hydraulic conductivities
$R_{K_z}$	$K_{z1}/K_z$	Ratio of aquitard and aquifer vertical hydraulic conductivities
$R_{\alpha_s}$	$\alpha_{s1}/\alpha_s$	Ratio of aquitard and aquifer saturated hydraulic diffusivities
$R_b$	$b_1/b$	Ratio of aquitard and aquifer thicknesses
$\alpha_s$	$K_r/S_s$	Aquifer hydraulic diffusivity
$\alpha_{s1}$	$K_{r1}/S_{s1}$	Aquitard hydraulic diffusivity
$z_{D1}$	$z_i/b$	Dimensionless elevation to top ( $i = 1$ ) and bottom ( $i = 2$ ) of monitoring interval
$a_{kD}$	$a_k b$	Dimensionless Gardner hydraulic conductivity model exponent
$a_{cD}$	$a_c b$	Dimensionless moisture retention model exponent
$\psi_{aD}$	$\psi_a/b$	Dimensionless air-entry pressure
$\psi_{kD}$	$\psi_k/b$	Dimensionless pressure for saturated hydraulic conductivity
$C_{wD}$	$C_w/(\pi S_s b r_w^2)$	Dimensionless wellbore storage coefficient
$t_s$	$\alpha s t/r^2$	Dimensionless time
$s_D$	$4TK_r b s/Q$	dimensionless aquifer drawdown
$s_{D1}$	$4TK_{r1} b s_1/Q$	dimensionless aquitard drawdown

where  $\theta_0$  is the initial volumetric moisture content. Eq. (5) depends on the initial condition

$$\sigma(r, z, 0) = 0, \quad (7)$$

the far-field boundary condition

$$\sigma(\infty, z, t) = 0 \quad (8)$$

the no-flow condition at the ground surface

$$\left. \frac{\partial \sigma}{\partial z} \right|_{z=b+L} = 0, \quad r \geq r_w \quad (9)$$

and the no-flow condition at the well casing

$$\left( r \frac{\partial \sigma}{\partial r} \right)_{r=r_w} = 0, \quad b < z < b + L. \quad (10)$$

The interface conditions providing continuity across the water table are

$$s - \sigma = 0, \quad r \geq r_w, \quad z = b, \tag{11}$$

$$\frac{\partial s}{\partial z} - \frac{\partial \sigma}{\partial z} = 0, \quad r \geq r_w, \quad z = b. \tag{12}$$

The aquitard drawdown  $s_1(r, z, t)$  is governed by

$$K_{r1} \frac{1}{r} \frac{\partial}{\partial r} \left( r \frac{\partial s_1}{\partial r} \right) + K_{z1} \frac{\partial^2 s_1}{\partial z^2} = S_{s1} \frac{\partial s_1}{\partial t}, \quad r \geq 0, \quad -b_1 \leq z < 0. \tag{13}$$

Additionally, aquitard flow satisfies no-flow conditions at the bottom and center of the flow system

$$\lim_{r \rightarrow 0} \left( r \frac{\partial s_1}{\partial r} \right) = \frac{\partial s_1}{\partial z} \Big|_{z=-b_1} = 0. \tag{14}$$

The interface condition across the aquifer-aquitard boundary are

$$s - s_1 = 0, \quad r \geq r_w, \quad z = 0 \tag{15}$$

and

$$K_z \frac{\partial s}{\partial z} = K_{z1} \frac{\partial s_1}{\partial z}, \quad r \geq r_w, \quad z = 0. \tag{16}$$

Like Mishra and Neuman [5], we represent the aquifer moisture retention curve using an exponential function

$$S_e = \frac{\theta(\psi) - \theta_r}{S_y} = e^{a_c(\psi - \psi_a)}, \quad a_c \geq 0, \quad \psi_a \geq 0, \tag{17}$$

where  $\theta_r$  is residual volumetric water content,  $S_y = \theta_s - \theta_r$  is drainable porosity or specific yield and  $S_e$  is effective saturation. We also adopt the exponential relative hydraulic conductivity model [10],

$$k(\psi) = \begin{cases} e^{a_k(\psi - \psi_k)} & \psi \leq \psi_k, \\ 1 & \psi > \psi_k, \end{cases} \quad a_k \geq 0, \quad \psi_k \geq 0, \tag{18}$$

with parameters  $a_k$  and  $\psi_k$  that generally differ from  $a_c$  and  $\psi_a$  in (17). The parameters  $a_k$  and  $a_c$  represent the exponent in the exponential models for hydraulic conductivity and effective saturation, respectively. The parameter  $\psi_k$  represents a pressure head above which relative hydraulic conductivity is effectively equal to unity, which is sometimes but not always equal to the air entry pressure head  $\psi_a$ . In addition to rendering the resulting equations mathematically tractable, these exponential constitutive models are sufficiently flexible to provide acceptable fits to standard constitutive models such as those mentioned earlier.

### 2.2. Point drawdown in saturated and unsaturated zones of aquifer and aquitard

Following Mishra and Neuman [9], it is shown in Appendix A that, drawdown in the saturated zone can be expressed as

$$s = s_C + s_U, \tag{19}$$

where  $s_C$  is solution for flow to a partially penetrating well of finite radius in a confined aquifer and  $s_U$  is a correction accounting for the underlying aquitard, water table and unsaturated zone effects. The Laplace transformed solution  $\bar{s}_C$  is given by Mishra and Neuman [9] as

$$\bar{s}_C(r_D, z_D, p_D) = \frac{Q}{4\pi T p_D} \omega_0 K_0(\phi_0) + \sum_{n=1}^{\infty} \omega_n K_0(\phi_n) \cos[n\pi(1 - z_D)], \tag{20}$$

$$r_D \geq r_w/b,$$

where  $\omega_n = \frac{\sin(n\pi l_D) - \sin(n\pi d_D)}{n\pi(l_D - d_D)\Omega(n)}$ ,  $\Omega(n) = r_{wD} \phi_0 K_1(r_{wD} \phi_n) + \frac{C_{wD}}{2(l_D - d_D)} r_{wD}^2 \phi_n^2 K_0(r_{wD} \phi_n)$ ,  $\omega_0 = 2/\Omega(0)$ ,  $r_{wD} = r_w/r$ ,  $r_D = r/b$ ,  $z_D = z/b$ ,  $d_D = d/b$ ,  $l_D = l/b$ ,  $p_D = pt$ ,  $C_{wD} = C_w/(\pi S_b r_w^2)$ ,  $t_s = \alpha_s t/r^2$ ,  $p$  is Laplace

parameter (the transform of  $t$ ),  $\phi_n = \sqrt{p_D/t_s + r_{wD}^2 K_D n^2 \pi^2}$ , and  $K_0$  and  $K_1$  are second-kind modified Bessel functions of orders zero and one. The Laplace transformed unsaturated zone drawdown  $\bar{\sigma}$  is given by Mishra and Neuman [9] and is presented in Appendix D for sake of completeness.

The Laplace transformed  $\bar{s}_U$  derived in Appendix B is

$$\bar{s}_U(r_D, z_D, p_D) = \int_0^{\infty} (\rho_1 e^{\mu z_D} + \rho_2 e^{-\mu z_D}) \frac{r_D^2 K_D}{r^2} y J_0 [y K_D^{1/2} r_D] dy, \tag{21}$$

where

$$\rho_1 = \frac{\left(\frac{\mu}{qb} + 1\right) e^{-\mu(\bar{s}_c)_{z_D=0}} - \left(\frac{\mu}{q_1 b} + 1\right) e^{-\mu(\bar{s}_c)_{z_D=1}}}{\Delta}, \quad \rho_2 = \frac{\left(\frac{\mu}{qb} - 1\right) e^{-\mu(\bar{s}_c)_{z_D=0}} - \left(\frac{\mu}{q_1 b} - 1\right) e^{-\mu(\bar{s}_c)_{z_D=1}}}{\Delta},$$

$$q_1 b = R_{K_z} \mu_1 \tanh(\mu_1 R_b), \quad \mu_1^2 = \frac{y^2}{R_{K_D}^2} + \frac{p_D}{t_s K_D r_D^2 R_{K_D} R_{\alpha_s}}, \quad R_{K_D} = K_{D1}/K_D, \quad R_{K_z} = K_{z1}/K_z, \quad R_{\alpha_s} = \alpha_{s1}/\alpha_s, \quad R_b = b_1/b, \quad \alpha_{s1} = K_{r1}/S_{s1},$$

and  $\Delta = \left(\frac{\mu}{qb} + 1\right) \left(\frac{\mu}{q_1 b} - 1\right) e^{-\mu} - \left(\frac{\mu}{qb} - 1\right) \left(\frac{\mu}{q_1 b} + 1\right) e^{\mu}$ .

Table 1 lists fundamental quantities and Table 2 lists the derived quantities.

The Laplace transformed aquitard drawdown derived in Appendix C is

$$\bar{s}_1(r_D, z_D, p_D) = \int_0^{\infty} \frac{(\bar{s}_c)_{z_D=0} + \rho_1 + \rho_2}{\cosh(\mu_1 b_1/b)} \cosh[\mu_1(z_D + R_b)] \times \frac{r_D^2 K_D}{r^2} y J_0 [y K_D^{1/2} r_D] dy \tag{22}$$

where  $(\bar{s}_c)_{z_D=0}$  is the Laplace–Hankel transformed confined aquifer drawdown and is defined in Appendix D. The time domain equivalents  $s_C$ ,  $s_U$ ,  $s_1$  and  $\sigma$  of  $\bar{s}_C$ ,  $\bar{s}_U$ ,  $\bar{s}_1$  and  $\bar{\sigma}$  are obtained through numerical Laplace transform inversion using the algorithm of de Hoog et al. [26].

### 2.3. Vertically averaged drawdown in piezometer or observation well

Drawdown in an observation well (Fig. 1) that is completed in the aquifer between elevations  $z_{D1} = z_1/b$  and  $z_{D2} = z_2/b$  is found by averaging the point drawdown over screen interval,

$$s_{z_{D2}-z_{D1}}(r_D, t_s) = \frac{1}{z_{D2} - z_{D1}} \int_{z_{D1}}^{z_{D2}} s^*(r_D, z_D, t_s) dz_D, \tag{23}$$

where  $s^*$  can be either aquifer drawdown  $s$ , aquitard drawdown  $s_1$ , or a combination of the two, depending on the observation well screen interval.

### 2.4. Delayed piezometer or observation well response

When water level is measured in a piezometer or observation well having storage coefficient  $C$  the water level observed in the borehole is delayed in time. Following Mishra and Neuman [9], the measured (delayed) drawdown  $s_m$  can be expressed in terms of formation drawdown  $s$  via

$$s_m = s(1 - e^{-t/t_B}), \tag{24}$$

where  $t_B$  is basic (characteristic) monitoring well time lag. The dimensionless equivalent of (24) is

$$s_{mD} = s_D(1 - e^{-t_s/t_{Bs}}), \tag{25}$$

where  $t_{Bs} = \alpha_s t_B/r^2$ , and  $r$  is the radial distance to the monitoring location.

## 3. Model-predicted drawdown behavior

We illustrate the impacts of an underlying aquitard on unconfined aquifer drawdown for the case where  $K_D = 1$ ,  $S_b/S_y = 10^{-3}$ ,  $a_{kD} = a_{cD} = 10$ ,  $\psi_{aD} = \psi_{kD}$ ,  $d_D = 0$ ,  $C_{wD} = 10^3$ ,  $l_D = 0.6$  and  $r_w/b = 0.02$ , where  $a_{kD} = a_k b$ ,  $a_{cD} = a_c b$ ,  $\psi_{aD} = \psi_a/b$  and  $\psi_{kD} = \psi_k/b$ . We also

investigate the effects that wellbore storage capacity of the pumping well, the unconfined aquifer, and the unsaturated zone have on aquitard drawdown.

### 3.1. Dimensionless unconfined aquifer time-drawdown

We start by considering drawdown at two locations in the unconfined aquifer saturated zone, one location closer to water table ( $z_D = 0.75$ ) and the other closer to the aquitard-aquifer boundary ( $z_D = 0.25$ ). Fig. 2a and b compare variations in dimensionless drawdown  $s_D(r_D, z_D, t_s) = (4\pi K_r b/Q)s(r_D, z_D, t_s)$  with dimensionless time at  $z_D = 0.75$  and  $z_D = 0.25$  predicted by our proposed solution and the solutions of Mishra and Neuman [9], Neuman [27], and the modified solution of Malama et al. [24] (modified to include the partially penetrating pumping well effects, as done in Malama et al. [28] for a multi-aquifer system). The solutions of Neuman [27] and Malama et al. [24] do not include wellbore storage effects, and therefore they overestimate drawdown at early time. Both of these solutions also ignore the unsaturated zone above the water table, considering the water table a material boundary [27]. Our proposed solution follows Mishra and Neuman [9] when leakage effects are minor, but our solution predicts less drawdown when leakage effects are significant. It is seen in Fig. 2b that solution of

Mishra and Neuman [9] overestimates drawdown near the aquitard at intermediate time because it does not include aquitard leakage. Near the water table (Fig. 2a) the effects of aquitard leakage are minimal and our proposed solution approaches Mishra and Neuman [9] at all times.

Fig. 3a and b show dimensionless time-drawdown variations at dimensionless radial distance  $r_D = 0.5$  and dimensionless unconfined aquifer saturated zone elevation  $z_D = 0.25$  with different values of  $R_{K_z} = K_{z1}/K_z$  when the radial aquitard hydraulic conductivity is small ( $R_{K_r} = K_{r1}/K_r = 10^{-6}$ ) and large ( $R_{K_r} = 1.0$ ). When the radial hydraulic conductivity in aquitard is negligible ( $R_{K_r} = 10^{-6}$ ), aquitard flow is predominately vertical; larger values of vertical aquitard hydraulic conductivity cause decreases in intermediate time drawdown (Fig. 3a). It is seen from Fig. 3b that when aquitard horizontal hydraulic conductivity is large ( $R_{K_r} = 1$ ) the amount drawdown is reduced from further increases in aquitard vertical hydraulic conductivity also extend to the later time.

Fig. 4 depicts the effect of  $R_{K_r}$  on the dimensionless time-drawdown at dimensionless radial distance  $r_D = 0.5$  and dimensionless unconfined aquifer saturated zone elevation  $z_D = 0.25$  when  $R_{K_z} = 0.1$ . Radial flow in the aquitard results in less drawdown at late time than that predicted by Mishra and Neuman [9], who do not account for aquitard leakage.

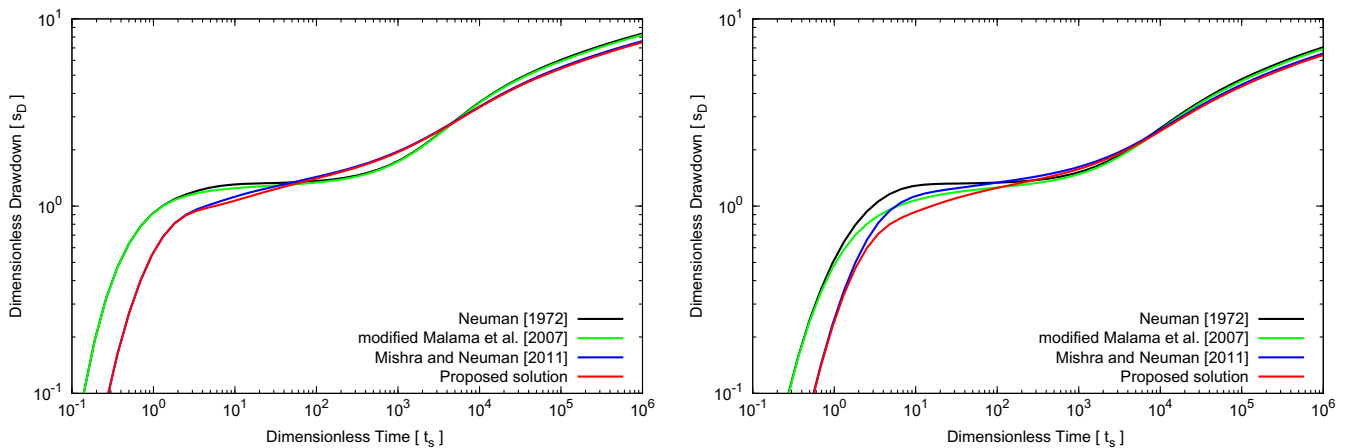


Fig. 2. Dimensionless leaky-unconfined aquifer drawdown versus dimensionless time at  $r_D = 0.5$  when  $K_D = 1$ ,  $S_s b/S_y = 10^{-3}$ ,  $a_{kD} = a_{cD} = 10$ ,  $\psi_{aD} = \psi_{kD}$ ,  $d_D = 0$ ,  $I_D = 0.6$ ,  $C_{wD} = 10^2$ ,  $R_{K_r} = R_{K_z} = 10^{-2}$ ,  $R_{S_s} = 10^{-2}$ ,  $R_b \rightarrow \infty$  and (a)  $z_D = 0.75$  (b)  $z_D = 0.25$ . Solutions of Mishra and Neuman [9], modified Malama et al. [24], and Neuman [27] are also shown.

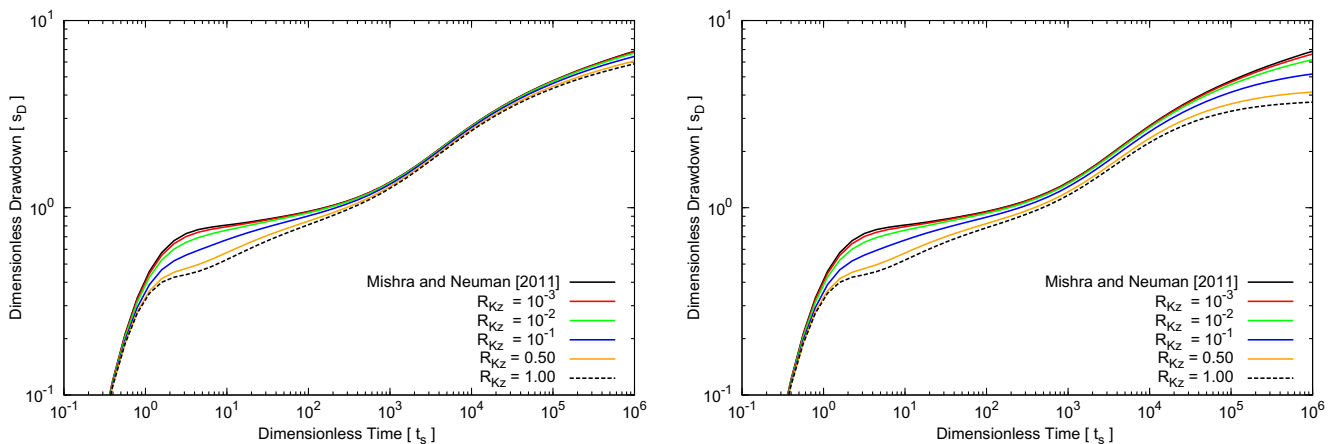
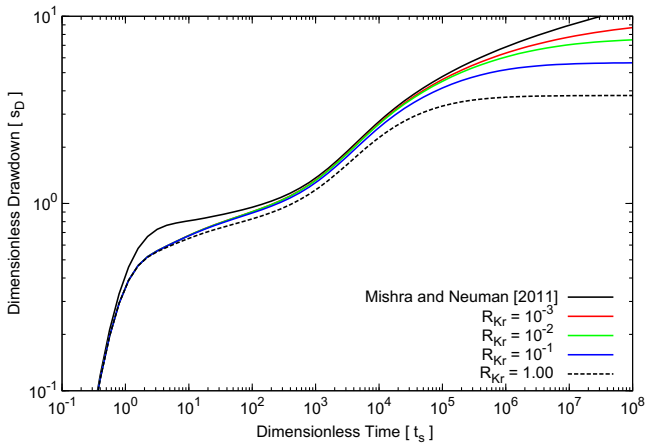
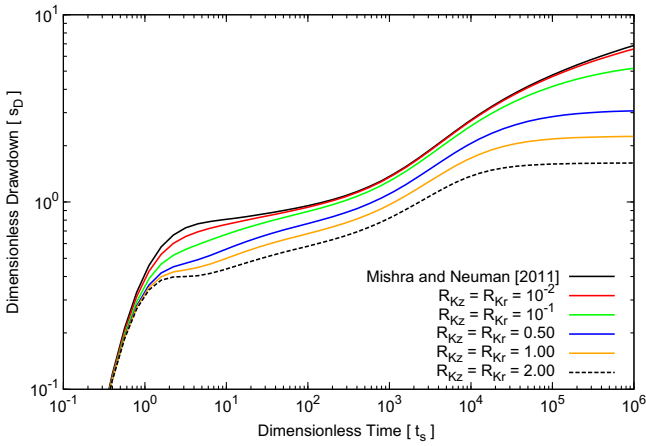


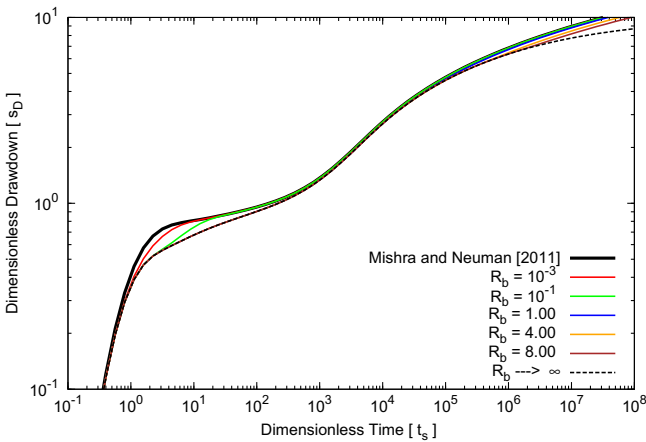
Fig. 3. Dimensionless leaky-unconfined aquifer drawdown versus dimensionless time at  $r_D = 0.5$  and  $z_D = 0.25$  for  $K_D = 1$ ,  $S_s b/S_y = 10^{-3}$ ,  $a_{kD} = a_{cD} = 10$ ,  $\psi_{aD} = \psi_{kD}$ ,  $d_D = 0$ ,  $I_D = 0.6$ ,  $C_{wD} = 10^2$ ,  $R_{S_s} = 10^{-2}$ ,  $R_b \rightarrow \infty$  when  $R_{K_z}$  varies and (a)  $R_{K_r} = 10^{-6}$  (b)  $R_{K_r} = 1.00$ . Solution of Mishra and Neuman [9] is also shown.



**Fig. 4.** Dimensionless leaky-unconfined aquifer drawdown versus dimensionless time at  $r_D = 0.5$  and  $z_D = 0.25$  for  $K_D = 1$ ,  $S_s b/S_y = 10^{-3}$ ,  $a_{kD} = a_{cD} = 10$ ,  $\psi_{aD} = \psi_{kD}$ ,  $d_D = 0$ ,  $l_D = 0.6$ ,  $C_{wD} = 10^2$ ,  $R_{S_s} = 10^{-2}$ ,  $R_{K_z} = 0.1$  and  $R_b \rightarrow \infty$  when  $R_{K_r}$  varies. Solution of Mishra and Neuman [9] is also shown.

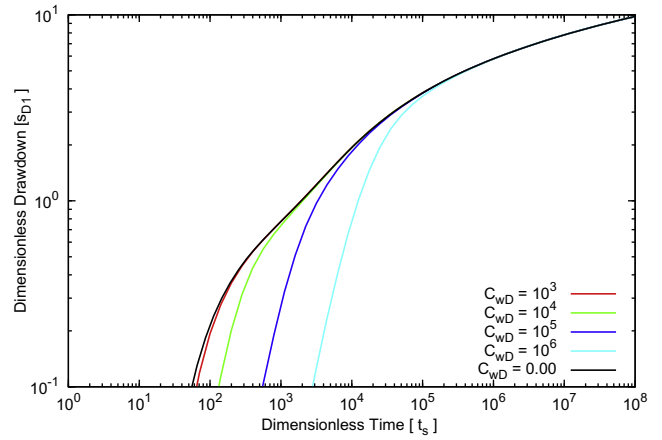


**Fig. 5.** Dimensionless leaky-unconfined aquifer drawdown versus dimensionless time at  $r_D = 0.5$  and  $z_D = 0.25$  for  $K_D = 1$ ,  $S_s b/S_y = 10^{-3}$ ,  $a_{kD} = a_{cD} = 10$ ,  $\psi_{aD} = \psi_{kD}$ ,  $d_D = 0$ ,  $l_D = 0.6$ ,  $C_{wD} = 10^2$ ,  $R_b \rightarrow \infty$  when  $R_{K_z} = R_{K_r}$  varies and  $R_{S_s} = 1$ . Solution of Mishra and Neuman [9] is also shown.

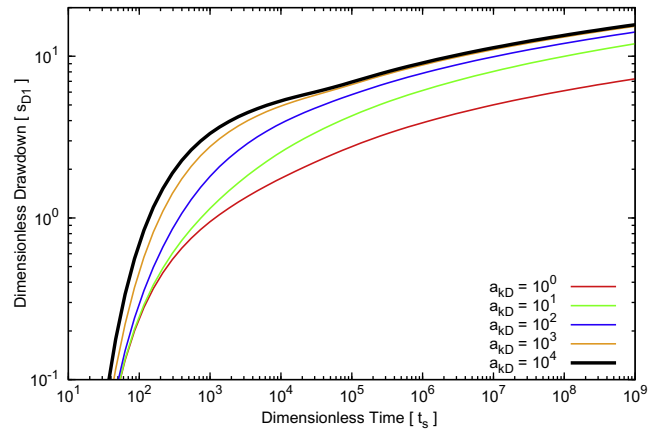


**Fig. 6.** Dimensionless leaky-unconfined aquifer drawdown versus dimensionless time at  $r_D = 0.5$  and  $z_D = 0.25$  for  $K_D = 1$ ,  $S_s b/S_y = 10^{-3}$ ,  $a_{kD} = a_{cD} = 10$ ,  $\psi_{aD} = \psi_{kD}$ ,  $d_D = 0$ ,  $l_D = 0.6$ ,  $C_{wD} = 10^2$ ,  $R_{S_s} = 10^2$ ,  $R_{K_z} = R_{K_r} = 10^{-2}$  when  $R_b = b_1/b$  varies. Solution of Mishra and Neuman [9] is also shown.

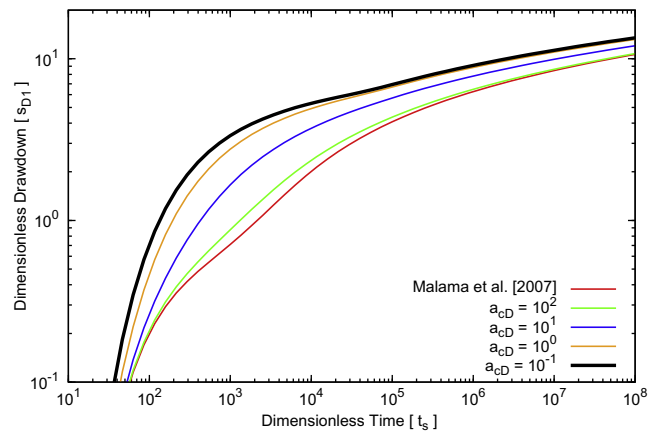
**Fig. 5** presents the effect of hydraulic conductivity of an isotropic aquitard on dimensionless time-drawdown at dimensionless



**Fig. 7.** Dimensionless aquitard drawdown versus dimensionless time at  $r_D = 0.2$  and  $z_D = -0.25$  for  $K_D = 1$ ,  $S_s b/S_y = 10^{-3}$ ,  $a_{kD} = a_{cD} = 10$ ,  $\psi_{aD} = \psi_{kD}$ ,  $d_D = 0$ ,  $l_D = 0.6$ ,  $R_{S_s} = 10^2$ ,  $R_{K_z} = R_{K_r} = 10^{-2}$ ,  $R_b \rightarrow \infty$  when  $C_{wD}$ , the dimensionless wellbore storage varies.



**Fig. 8.** Dimensionless aquitard drawdown versus dimensionless time at  $r_D = 0.2$  and  $z_D = -0.25$  for  $K_D = 1$ ,  $S_s b/S_y = 10^{-3}$ ,  $\psi_{aD} = \psi_{kD}$ ,  $d_D = 0$ ,  $l_D = 0.6$ ,  $C_{wD} = 10^2$ ,  $R_{S_s} = 10^2$ ,  $R_{K_z} = R_{K_r} = 10^{-2}$ ,  $R_b \rightarrow \infty$  when  $a_{cD} = 1$  and  $a_{kD}$  varies.



**Fig. 9.** Dimensionless aquitard drawdown versus dimensionless time at  $r_D = 0.2$  and  $z_D = -0.25$  for  $K_D = 1$ ,  $S_s b/S_y = 10^{-3}$ ,  $\psi_{aD} = \psi_{kD}$ ,  $d_D = 0$ ,  $l_D = 0.6$ ,  $C_{wD} = 10^2$ ,  $R_{S_s} = 10^2$ ,  $R_{K_z} = R_{K_r} = 10^{-2}$ ,  $R_b \rightarrow \infty$  when  $a_{kD} = 10^3$  and  $a_{cD}$  varies.

radial distance  $r_D = 0.5$  and dimensionless unconfined aquifer saturated zone elevation  $z_D = 0.25$ . When aquitard hydraulic conductivity is at least two orders of magnitude smaller than the unconfined aquifer, the effects of leakage on the aquifer drawdown are negligible. This is in agreement with findings of Neuman and Witherspoon [16] for confined aquifers. They found errors  $<5\%$  attributable to the vertical aquitard flow assumption, when the hydraulic conductivity contrast between the aquifer and aquitard was greater than a factor of 100. Fig. 5 also presents a case with the aquitard hydraulic conductivity is larger than the aquifer. Because the proposed model accounts for general three-dimensional flow in underlying zone, we can consider the case where the lower layer is more permeable than the aquifer ( $R_k = 2$ ).

Fig. 6 shows how the dimensionless unconfined aquifer time-drawdown is affected by aquitard thickness. When the aquitard thickness is less than the initial unconfined aquifer saturated thickness ( $R_b \leq 1$ ) aquitard leakage only affects the time-drawdown curve at intermediate time. Fig. 6 shows that further increases in aquitard thickness beyond eight times the initial unconfined aquifer saturated zone thickness have negligible effect on the time-drawdown curve.

### 3.2. Dimensionless aquitard time-drawdown

Fig. 7 depicts dimensionless aquitard drawdown  $s_{D1}(r_D, z_d, t_s) = (4\pi K_r b/Q) s_1(r_D, z_D, t_s)$  variations with dimensionless time at dimensionless radial distance  $r_D = 0.2$  and dimensionless aquitard elevation  $z_D = -0.25$  for different values of  $C_{wD}$ . As with solution of Mishra and Neuman [9] for non-leaky systems, aquitard drawdown is impacted by pumping-well wellbore storage capacity. Larger wellbore storage factors result in increased capacity of the wellbore to store water, resulting in a delay in the aquitard time-drawdown, as indicated in Fig. 7.

Fig. 8 depicts the effect that changes in  $a_{kD}$ , the dimensionless relative hydraulic conductivity exponent, have on dimensionless time-drawdown at dimensionless radial distance  $r_D = 0.2$  and dimensionless aquitard elevation  $z_D = -0.25$ . For larger values of  $a_{kD}$ , the unsaturated zone hydraulic conductivity decreases more rapidly as pressure becomes more negative, relative to the threshold pressure  $\psi_k$ . A diminishing rate of water then drains from the vadose zone into the aquifer; this drainage contributes to reduced aquitard drawdown. For very large  $a_{kD}$ , unsaturated hydraulic conductivity quickly decreases once pressure head is below  $\psi_k$ , which leads to a much less permeable unsaturated zone.

Fig. 9 shows the effects that changes in  $a_{cD}$ , the dimensionless effective saturation exponent, have on dimensionless time-drawdown at dimensionless radial distance  $r_D = 0.2$  and dimensionless aquitard elevation  $z_D = -0.25$ . When  $a_{cD}$  and  $a_{kD}$  are both large, pressure head and hydraulic conductivity in the vadose zone quickly reduce as pressure reaches the thresholds  $\psi_k$  and  $\psi_a$ . The vadose zone can no longer store water, and the water table essentially becomes a moving boundary, which leads to the limiting-case behavior of instantaneous drainage due to Neuman [27]. Consequently, for large values of exponents (Fig. 9, red curve) the proposed solution reduces to that of Malama et al. [24], which relies on the assumption of instantaneous drainage of Neuman [27]. As  $a_{cD}$  decreases, the vadose zone has increased capacity to store water, which diminishes the water table response and aquifer drawdown increases, compared to that predicted by Malama et al. [24].

## 4. Conclusions

Our work leads to the following major conclusions:

1. A new analytical solution was developed for axially symmetric saturated–unsaturated three dimensional radial flow to a well with wellbore storage that partially penetrates the saturated zone of a compressible vertically anisotropic leaky-unconfined aquifer. The solution accounts for both radial and vertical flow in the unsaturated zone and the underlying aquitard.
2. Because the solution considers three-dimensional radial flow in the aquitard, any properties may be assigned to the aquitard, allowing the solution to also be used to simulate leakage from underlying non-aquitard layers (e.g., an unscreened aquifer region with different hydraulic properties).
3. Aquitard leakage can lead to significant departures from solutions that do not account for leakage, e.g., Mishra and Neuman [9]. However, the effect of leakage on unconfined aquifer drawdown diminishes at points farther away from the aquifer-aquitard boundary.
4. Unsaturated zone effects are often more important than leakage effects when the observation location is close to the water table.
5. For large diameter pumping wells, at early time water is withdrawn entirely from the wellbore storage. Solution that do not account for wellbore storage predict a much larger early rise in drawdown.
6. Aquitard drawdown is also affected by the pumping-well wellbore storage capacity. As in the unconfined aquifer, larger wellbore storage capacity leads to larger impacts on the observed aquitard drawdown.
7. The unsaturated zone properties not only affect the unconfined aquifer time-drawdown behavior but they also impact the observed aquitard response.

## Acknowledgments

This research was partially funded by the Environmental Programs Directorate of the Los Alamos National Laboratory. Los Alamos National Laboratory is a multi-program laboratory managed and operated by Los Alamos National Security (LANS) Inc. for the US Department of Energys National Nuclear Security Administration under contract DE-AC52-06NA25396. Sandia National Laboratories is a multi-program laboratory managed and operated by Sandia Corporation, a wholly owned subsidiary of Lockheed Martin Corporation, for the U.S. Department of Energys National Nuclear Security Administration under contract DE-AC04-94AL85000.

## Appendix A. Decomposition of saturated zone solution

In a manner analogous to Mishra and Neuman [5] we decompose  $s$  into two parts

$$s = s_C + s_U, \quad (\text{A.1})$$

where  $s_C$  is solution for a partially penetrating well in a confined aquifer, satisfying

$$\frac{1}{r} \frac{\partial}{\partial r} \left( r \frac{\partial s_C}{\partial r} \right) + K_D \frac{\partial^2 s_C}{\partial z^2} = \frac{1}{\alpha_s} \frac{\partial s_C}{\partial t}, \quad r \geq r_w, \quad 0 \leq z < b, \quad (\text{A.2})$$

$$s_C(r, z, 0) = 0, \quad r \geq r_w, \quad (\text{A.3})$$

$$s_C(\infty, z, t) = 0, \quad (\text{A.4})$$

$$\left. \frac{\partial s_C}{\partial z} \right|_{z=(0,b)} = 0, \quad r \geq r_w, \quad (\text{A.5})$$

$$\left( \frac{\partial s_C}{\partial r} \right)_{r=r_w} = 0, \quad 0 \leq z \leq b-l, \quad b-d \leq z \leq b, \quad (\text{A.6})$$

$$2\pi K_r (l-d) \left. \frac{\partial s_C}{\partial r} \right|_{r=r_w} - C_w \left. \frac{\partial s_C}{\partial t} \right|_{r=r_w} = -Q, \quad b-l \leq z \leq b-d \quad (\text{A.7})$$



and  $s_U$  is a solution that takes into account aquitard and saturated-unsaturated unconfined conditions, but has no pumping source term, satisfying

$$\frac{1}{r} \frac{\partial}{\partial r} \left( r \frac{\partial s_U}{\partial r} \right) + K_D \frac{\partial^2 s_U}{\partial z^2} = \frac{1}{\alpha_s} \frac{\partial s_U}{\partial t}, \quad r \geq 0, \quad 0 \leq z < b, \quad (\text{A.8})$$

$$s_U(r, z, 0) = 0, \quad r \geq 0, \quad (\text{A.9})$$

$$s_U(\infty, z, t) = 0, \quad (\text{A.10})$$

$$\frac{\partial s_U}{\partial z} - \frac{K_{z1}}{K_z} \frac{\partial s_1}{\partial z} = 0, \quad r \geq 0, \quad z = 0, \quad (\text{A.11})$$

$$\left. \frac{\partial s_U}{\partial z} \right|_{r=0} = 0, \quad 0 \leq z \leq b \quad (\text{A.12})$$

subject to interface conditions at water table,

$$s_C + s_U - \sigma = 0, \quad r \geq r_w, \quad z = b, \quad (\text{A.13})$$

$$\frac{\partial s_C}{\partial z} + \frac{\partial s_U}{\partial z} - \frac{\partial \sigma}{\partial z} = 0, \quad r \geq r_w, \quad z = b, \quad (\text{A.14})$$

where the first term is zero by definition of  $s_C$ .

### Appendix B. Laplace-space solution for saturated zone

Eqs. (A.8)–(A.14) are solved by sequential application of the Hankel transform

$$f(a) = \int_0^\infty r J_0(ar) f(r) dr \quad (\text{B.1})$$

and Laplace transform

$$f(p) = \int_0^\infty f(t) e^{-pt} dt, \quad (\text{B.2})$$

with Hankel parameter  $a$  and Laplace parameter  $p$ ,  $J_0$  being zero-order Bessel function of the first kind.

The Laplace–Hankel transform of confined aquifer solution [9] is

$$\begin{aligned} \bar{s}_C(a, z_D, p_D) = C_0 & \left\{ \frac{r_w J_1(ar_w) K_0(r_w \tau_0) + \tau_0 r_w J_0(ar) K_1(r \tau_0) - ar_w J_1(ar) K_0(r \tau_0)}{a^2 + \tau_0^2} \right\} \\ & + \sum_{n=1}^\infty C_n \left\{ \frac{r_w J_1(ar_w) K_0(r_w \tau_n) + \tau_n r_w J_0(ar) K_1(r \tau_n) - ar_w J_1(ar) K_0(r \tau_n)}{a^2 + \tau_n^2} \right\} \\ & \times \cos[n\pi(1 - z_D)], \end{aligned} \quad (\text{B.3})$$

where  $\tau_0 = \sqrt{pS_s/K_r}$  and  $\tau_n = \sqrt{pS_s/K_r + K_D n^2 \pi^2 / b^2}$ .

The Laplace transform of Eqs. (A.8)–(A.14) is

$$\frac{1}{r} \frac{\partial}{\partial r} \left( r \frac{\partial \bar{s}_U}{\partial r} \right) + K_D \frac{\partial^2 \bar{s}_U}{\partial z^2} = \frac{p}{\alpha_s} \bar{s}_U, \quad 0 \leq z < b, \quad (\text{B.4})$$

$$\bar{s}_U(\infty, z, p) = 0, \quad (\text{B.5})$$

$$\left. \frac{\partial \bar{s}_U}{\partial z} \right|_{z=0} = \frac{K_{z1}}{K_z} \frac{\partial \bar{s}_1}{\partial z}, \quad (\text{B.6})$$

$$\left( r \frac{\partial \bar{s}_U}{\partial r} \right)_{r=0} = 0, \quad 0 \leq z \leq b, \quad (\text{B.7})$$

$$\bar{s}_C + \bar{s}_U - \bar{\sigma} = 0, \quad z = b, \quad (\text{B.8})$$

$$\frac{\partial \bar{s}_C}{\partial z} + \frac{\partial \bar{s}_U}{\partial z} - \frac{\partial \bar{\sigma}}{\partial z} = 0, \quad z = b, \quad (\text{B.9})$$

where the first term is zero by definition of  $\bar{s}_C$ .

Taking the Hankel transform of Eqs. (B.4)–(B.9) yields

$$-a^2 \bar{s}_U + K_D \frac{\partial^2 \bar{s}_U}{\partial z^2} = \frac{p}{\alpha_s} \bar{s}_U, \quad 0 \leq z < b, \quad (\text{B.10})$$

$$\bar{s}_H + \bar{s}_U - \bar{\sigma} = 0, \quad z = b, \quad (\text{B.11})$$

$$\frac{\partial \bar{s}_H}{\partial z} + \frac{\partial \bar{s}_U}{\partial z} - \frac{\partial \bar{\sigma}}{\partial z} = 0, \quad z = b, \quad (\text{B.12})$$

$$\frac{\partial \bar{s}_C}{\partial z} + \frac{\partial \bar{s}_U}{\partial z} - \frac{K_{z1}}{K_z} \frac{\partial \bar{s}_1}{\partial z} = 0, \quad z = 0. \quad (\text{B.13})$$

The general solution of (B.10) subject to (B.11) is

$$\bar{s}_U = \rho_1 e^{\eta z} + \rho_2 e^{-\eta z}, \quad (\text{B.14})$$

where  $\rho_1$  and  $\rho_2$  are coefficients to be determined from boundary conditions.

Considering that  $\partial \bar{s}_H / \partial z = 0$  at  $z = 0$  and  $z = b$  by virtue of (A.5) and that

$$\left. \frac{\partial \bar{\sigma}}{\partial z} \right|_{z=b} = q(\bar{s}_C + \bar{s}_U)_{z=b}, \quad (\text{B.15})$$

which, together with  $q$ , are derived in (D15) of Mishra and Neuman [9] and

$$\left. \frac{\partial \bar{s}_U}{\partial z} \right|_{z=0} = q_1(\bar{s}_C + \bar{s}_U)_{z=0}, \quad (\text{B.16})$$

which, together with  $q_1$ , are derived in (C.7) we obtain from Eqs. (B.11)–(B.13)

$$\rho_1 = \frac{q_1(\eta + q)e^{-\eta b} \bar{s}_C(z=0) - q(\eta + q_1) \bar{s}(z=b)}{\Delta}, \quad (\text{B.17})$$

$$\rho_2 = \frac{q_1(\eta - q)e^{-\eta b} \bar{s}_C(z=0) - q(\eta - q_1) \bar{s}(z=b)}{\Delta}, \quad (\text{B.18})$$

where  $\Delta = (\eta - q_1)(\eta + q)e^{-\eta b} - (\eta - q)(\eta + q_1)e^{\eta b}$ .

The inverse Hankel transform of (B.14) is

$$\bar{s}_U = \int_0^\infty (\rho_1 e^{\eta z} + \rho_2 e^{-\eta z}) a J_0(ar) da. \quad (\text{B.19})$$

Defining a new variable  $y = ar/K_D^{1/2} r_D$  transforms (B.19) into the result presented in (21). It is noted that when  $q_1 = 0$  the aquitard is replaced by an impermeable boundary, and  $\rho_1 = \rho_2 = \frac{2\bar{s}_C(z=b)}{\cosh(\eta b) - \frac{q}{\eta} \sinh(\eta b)}$ . These simplifications reduce (B.19) to Eq. (3) of Mishra and Neuman [9].

### Appendix C. Aquitard solution

Laplace–Hankel transform of governing flow equations for aquitard are

$$-a^2 \bar{s}_1 + K_{D1} \frac{\partial^2 \bar{s}_1}{\partial z^2} = p \frac{S_{s1}}{K_{r1}} \bar{s}_1, \quad 0 \leq z < -b_1. \quad (\text{C.1})$$

By virtue of no flow boundary at the bottom of the system,  $\left. \frac{\partial \bar{s}_1}{\partial z} \right|_{z=-b_1} = 0$ , the general solution to (C.1) is

$$\bar{s}_1 = \rho_1 \cosh[\eta_1(z + b_1)], \quad (\text{C.2})$$

where  $\eta_1^2 = \frac{a^2}{K_{D1}} + \frac{pS_{s1}}{K_{r1}K_{D1}}$ .

The boundary condition

$$\bar{s}_1(z=0) = \bar{s}(z=0) = (\bar{s}_C + \bar{s}_U)_{z=0} \quad (\text{C.3})$$

gives

$$s_1 = \frac{(\bar{s}_C + \bar{s}_U)_{z=0}}{\cosh(\eta b_1)} \cosh[\eta_1(z + b_1)]. \quad (\text{C.4})$$

Using (B.13) transforms (C.4) into the solution presented in (22).

The derivative of (C.4) is

$$\frac{d\bar{s}_1}{dz} = \eta_1 \tanh(\eta_1 b_1) (\bar{s}_C + \bar{s}_U) \quad z = 0. \tag{C.5}$$

The flux boundary condition at the aquifer–aquitard interface

$$\frac{\partial \bar{s}_1}{\partial z} \Big|_{z=0} = \frac{K_z}{K_{z1}} \frac{\partial \bar{s}}{\partial z} \Big|_{z=0}. \tag{C.6}$$

Combined with (B.9) gives

$$\frac{\partial \bar{s}}{\partial z} \Big|_{z=0} = q_1 (\bar{s}_C + \bar{s}_U)_{z=0}, \tag{C.7}$$

where  $q_1 = \frac{K_{z1}}{K_z} \eta_1 \tanh(\eta_1 b_1)$ .

**Appendix D. Laplace transformed unsaturated zone drawdown**

Laplace transformed drawdown  $\bar{\sigma}$  in the unsaturated zone are given by Mishra and Neuman [9] as

$$\bar{\sigma}(r_D, z_D, p_D) = \begin{cases} \int_0^\infty e^{a_{kD}(z_D-1)/2} \frac{J_n[i\phi(z_D-1)] + \chi Y_n[i\phi(z_D-1)]}{J_n[i\phi(0)] + \chi Y_n[i\phi(0)]} \\ \times (\bar{s}_C + \bar{s}_U)_{z_D=1} \frac{r_D^2 K_D}{r^2} dy \quad \text{for } a_{cD} \neq a_{kD}, \\ \int_0^\infty \frac{e^{\beta_{1D}(z_D-1)} + \chi e^{\beta_{2D}(z_D-1)}}{1 + \chi} \\ \times (\bar{s}_C + \bar{s}_U)_{z_D=1} \frac{r_D^2 K_D}{r^2} dy \quad \text{for } a_{cD} = a_{kD} = K_D, \end{cases} \tag{D.1}$$

where  $r_D = r/b$ ,  $z_D = z/b$ ,  $\mu^2 = y^2 + \frac{p_D}{t_s K_D r_D^2}$ ,  $t_s = \alpha_s t / r^2$ ,  $\alpha_s = K_r / S_s$ ,

$q_D = qb$ ,  $a_{kD} = a_k b$ ,  $a_{cD} = a_c b$ ,  $\phi(z_D) = \sqrt{\frac{4B_D}{\lambda_D}} e^{\lambda_D z_D / 2}$ ,  $\lambda_D = a_{kD} - a_{cD}$ ,

$B_D = p_D \frac{S_D a_{cD} e^{a_{kD}(\psi_{kD} - \psi_{aD})}}{t_s K_D r_D^2}$ ,  $S_D = S_y / S$ ,  $\psi_{kD} = \psi_k / b$ ,  $\psi_{aD} = \psi_a / b$ ,

$\delta_{1D,2D} = \delta_{1,2} b = \frac{\kappa_D \mp \sqrt{\kappa_D^2 + 4(B_D + y^2)}}{2}$ ,  $v = \sqrt{\frac{a_{kD}^2 + 4y^2}{\lambda_D^2}}$ , and  $p_D = pt$  are dimensionless quantities,  $p$  being the Laplace transform parameter;

$$\bar{s}_C(z = b) = C_0 \frac{r^2}{K_D r_D^2} \left\{ \frac{y_D r_{wD}}{y^2} J_1(y_D r_{wD}) K_0(r_{wD} \phi_0) + \Gamma(0) \right\} + \sum_{n=1}^\infty C_n \frac{r^2}{K_D r_D^2} \left\{ \frac{y_D r_{wD}}{y^2} J_1(y_D r_{wD}) K_0(r_{wD} \phi_0) + \Gamma(n) \right\}, \tag{D.2}$$

where  $\Gamma(n) = \frac{r_{wD} \phi_n J_0(y_D) K_1(\phi_n) - y_D r_{wD} J_1(y_D) K_0(\phi_n)}{\mu^2 + n^2 \pi^2}$ ,  $y_D = y K_D^{1/2} r_D$ ,  $J_0$  and  $J_1$  being Bessel functions of first kind and, orders zero and one; and

$$\chi = \begin{cases} -\frac{(a_{kD} + n\lambda_D) J_n[i\phi(L_D)] - 2i\sqrt{B_D} e^{i\delta_{1D} L_D} J_{n+1}[i\phi(L_D)]}{(a_{kD} + n\lambda_D) Y_n[i\phi(L_D)] - 2i\sqrt{B_D} e^{i\delta_{1D} L_D} Y_{n+1}[i\phi(L_D)]} & a_{kD} \neq a_{cD}, \\ i & a_{kD} \neq a_{cD}, L_D \rightarrow \infty, \\ -\frac{\delta_{1D}}{\delta_{2D}} e^{(\delta_{1D} - \delta_{2D}) L_D} & a_{kD} = a_{cD}, \\ 0 & a_{kD} = a_{cD}, L_D \rightarrow \infty, \end{cases} \tag{D.3}$$

$$q_D = \begin{cases} \left( \frac{a_{kD}}{2} + \frac{n\lambda_D}{2} \right) - i\sqrt{B_D} \frac{J_{n+1}[i\phi(0)] + \chi Y_{n+1}[i\phi(0)]}{J_n[i\phi(0)] + \chi Y_n[i\phi(0)]} & a_{kD} \neq a_{cD}, \\ \frac{\delta_{1D} + \chi \delta_{2D}}{1 + \chi} & a_{kD} = a_{cD} = K_D, \end{cases} \tag{D.4}$$

where  $L_D = L/b$ ,  $J_n$  and  $Y_n$  being first and second kind Bessel functions of order  $n$ .

**References**

- [1] Nwankwor G, Cherry J, Gillham R. A comparative study of specific yield determinations for a shallow sand aquifer. *Ground Water* 1984;22(6):764–72.
- [2] Akindunni F, Gillham R. Unsaturated and saturated flow in response to pumping of an unconfined aquifer: numerical investigation of delayed drainage. *Ground Water* 1992;30(6):873–84.
- [3] Tartakovsky G, Neuman S. Three-dimensional saturated-unsaturated flow with axial symmetry to a partially penetrating well in a compressible unconfined aquifer. *Water Resour Res* 2007;43(1):W01410.
- [4] Mathias S, Butler A. Linearized Richards' equation approach to pumping test analysis in compressible aquifers. *Water Resour Res* 2006;42(6):W06408.
- [5] Mishra P, Neuman S. Improved forward and inverse analyses of saturated-unsaturated flow toward a well in a compressible unconfined aquifer. *Water Resour Res* 2010;46(7):W07508 [ISSN 0043-1397].
- [6] Kroszynski U, Dagan G. Well pumping in unconfined aquifers: the influence of the unsaturated zone. *Water Resour Res* 1975;11(3):479–90.
- [7] Papadopoulos I, Cooper Jr H. Drawdown in a well of large diameter. *Water Resour Res* 1967;3(1):241–4.
- [8] Narasimhan T, Zhu M. Transient flow of water to a well in an unconfined aquifer: applicability of some conceptual models. *Water Resour Res* 1993;29(1):179–91.
- [9] Mishra P, Neuman S. Saturated–unsaturated flow toward a well with storage in a compressible unconfined aquifer. *Water Resour Res* 2011;86(7):W12508 [ISSN 0043-1397].
- [10] Gardner W. Some steady-state solutions of the unsaturated moisture flow equation with application to evaporation from a water table. *Soil Sci* 1958;85(4):228.
- [11] Russo D. Determining soil hydraulic properties by parameter estimation: On the selection of a model for the hydraulic properties. *Water Resour Res* 1988;24(3):453–9.
- [12] R. Brooks, A. Corey, Hydraulic properties of porous media, Hydrology Papers 30, Colorado State University, Fort Collins, March 1964.
- [13] van Genuchten M. A closed-form equation for predicting the hydraulic conductivity of unsaturated soils. *Soil Sci Soc Am J* 1980;44(5):892–8.
- [14] Hantush M. Non-steady radial flow in an infinite leaky aquifer. *Trans Am Geophys Union* 1955;36(1):95–100.
- [15] Hantush M. Modification of the theory of leaky aquifers. *J Geophys Res* 1960;65(11):3713–25.
- [16] Neuman S, Witherspoon P. Applicability of current theories of flow in leaky aquifers. *Water Resour Res* 1969;5(4):817–29.
- [17] Neuman S, Witherspoon P. Theory of flow in a confined two aquifer system. *Water Resour Res* 1969;5(4):803–16.
- [18] Yatov I. On drawdown around wells in leaky water table aquifer. *C R Acad Bulgara Sci* 1968;21(8):765–8.
- [19] Boulton N. The drawdown of the water-table under non-steady conditions near a pumped well in an unconfined formation. In: ICE proceedings: engineering divisions, vol. 3, Ice Virtual Library; 1954. p. 564–79.
- [20] Ehlig C, Halepaska J. A numerical study of confined-unconfined aquifers including effects of delayed yield and leakage. *Water Resour Res* 1976;12(6):1175–83 [ISSN 0043-1397].
- [21] Zlotnik V, Zhan H. Aquitard effect on drawdown in water table aquifers. *Water Resour Res* 2005;41(6):W06022 [ISSN 0043-1397].
- [22] Zhan H, Bian A. A method of calculating pumping induced leakage. *J Hydrol* 2006;328(3–4):659–67.
- [23] Butler Jr J, Tsou M. Pumping-induced leakage in a bounded aquifer: an example of a scale-invariant phenomenon. *Water Resour Res* 2003;39(12):1344.
- [24] Malama B, Kuhlman K, Barrash W. Semi-analytical solution for flow in leaky unconfined aquifer–aquitard systems. *J Hydrol* 2007;346(1–2):59–68 [ISSN 0022-1694].
- [25] Zhan H, Zlotnik V. Groundwater flow to a horizontal or slanted well in an unconfined aquifer. *Water Resour Res* 2002;38(7):1108.
- [26] de Hoog F, Knight J, Stokes A. An improved method for numerical inversion of Laplace transforms. *SIAM J Sci Statist Comput* 1982;3:357.
- [27] Neuman S. Theory of flow in unconfined aquifers considering delayed response of the water table. *Water Resour Res* 1972;8(4):1031–45 [ISSN 0043-1397].
- [28] Malama B, Kuhlman K, Barrash W. Semi-analytical solution for flow in a leaky unconfined aquifer toward a partially penetrating pumping well. *J Hydrol* 2008;356(1–2):234–44.