

5-1998

## The NEBLINE, May 1998

Follow this and additional works at: <http://digitalcommons.unl.edu/neblines>



Part of the [Agriculture Commons](#)

---

"The NEBLINE, May 1998" (1998). *The NEBLINE Newsletter Archive from UNL Extension in Lancaster County*. 135.  
<http://digitalcommons.unl.edu/neblines/135>

This Article is brought to you for free and open access by the Extension at DigitalCommons@University of Nebraska - Lincoln. It has been accepted for inclusion in The NEBLINE Newsletter Archive from UNL Extension in Lancaster County by an authorized administrator of DigitalCommons@University of Nebraska - Lincoln.

# The NEBLINE

University of Nebraska Cooperative Extension  
Lancaster County

May 1998  
Vol. XI, No. 5

"Helping Nebraskans enhance their lives through research-based education."

# Teens for Teens

Tina Brown  
Americorps VISTA

"Teens for Teens" is a service-learning program for youth, funded by a Learn & Serve grant from the Nebraska Volunteer Service Commission. Service-learning encourages knowledge application through community service with the educational component being equally important to the service component. Service-learning projects are mutually beneficial to service-recipients and service-givers.

The goal of extension's "Teens for Teens" program is to provide service, motivate and enable youth to be active members of their community. In order to accomplish this, the funding received was allocated for mini-grants to support service-learning projects identified, planned and implemented by youth. From the beginning, the program has been overseen and guided by a youth advisory board, consisting of youth who have previously been involved in service-learning. To date, the youth advisory board

has identified issues important to youth in Lancaster County, developed a "youth-friendly" application and reporting form, reviewed and established funding for mini-grant projects, acted as liaisons and resource-gatherers for the

mini-grantee groups and created a "Teens for Teens" web page ([www.ianr.unl.edu/ianr/lanco/tft](http://www.ianr.unl.edu/ianr/lanco/tft)).

Sixteen applications were received from a variety of youth groups in Lancaster County. Based on identified needs, strength of project, degree of youth involvement in planning, implementation plans and the written proposal, nine projects were selected for funding.

These include:

- "Arts for All" by the Lincoln Children's Museum Youth Advisory Board: Youth hosted an art event at the Lincoln Children's Museum on April 26, designed specifically to enable handicapped children to partici-

pate in the creation of art.

- "Clover Mission" by the Super Stars 4-H Club: Youth will bring various life-skill activities (such as cooking, sewing, etc.) to children at the People's City Mission.

- "Hand in Hand: ACE & the F Street Recreation Center" by Lincoln High ACE students: Youth will work with elementary students to paint a mural representing cultural diversity at the F Street Recreation Center.

- "Improv" by Lincoln Action Program's Improv Team: Youth provided improvisational skits on youth issues such as peer pressure, drinking, etc. to middle and high schools.

- "Race Response" by the Culler Middle School Race Response Team: Youth performed skits addressing racial conflicts and created a mural showing the diversity at their school for Culler's Multicultural Fair, April 23.

- "Safe Night for Teens" by the YWCA Survival Skills Program: Youth will host a "Safe Night" dance for teens on May 30, 7:30-11:00 p.m., featuring positive activities for Lincoln youth.

- "Youth Awareness" by Teens Growing into the Future (TGIF) of Goodrich Middle School: Youth will host speakers on issues such as teen pregnancy,

drug/alcohol abuse, etc. and a problem solving workshop at their school.

- "Youth Summit '98" by the Youth Summit Planning Committee: Youth hosted a day-long youth discussion forum May 8, on youth issues in order to generate constructive sugges-

tions and solutions which will be compiled and distributed to youth organizations in Lancaster County.

- "Zoo School Beautification & Restoration Project" by the Landscaping Class at the Science Focus Program: Youth will create educational landscapes at the Lincoln Children's Zoo.

The public is welcome to attend any of these events. For more information, contact Tina Brown at 441-7180.



## In this issue...

NEBLINE articles may be reprinted without special permission if the source is acknowledged as "University of Nebraska Cooperative Extension in Lancaster County NEBLINE." If the article contains a byline, please include the author's name and title.



**Horticulture**  
—page 2



**Environmental Focus**  
—page 3



**Farm Views**  
—page 4



**Acreage Insights**  
—page 5



**Food & Fitness**  
—page 6



**Family Living**  
—page 7



**4-H & Youth**  
—pages 8-9




**Community Focus**  
—page 10

Lancaster County 4-H Council  
University of Nebraska  
Cooperative Extension in Lancaster County  
444 Cherry Creek Road  
Lincoln, Nebraska 68528-1507

ADDRESS SERVICE REQUESTED

Non-Profit Organization  
U.S. Postage Paid  
Permit No. 537  
Lincoln, Nebraska





Horticulture

# Perennials with colorful foliage

## Watering newly planted shade trees

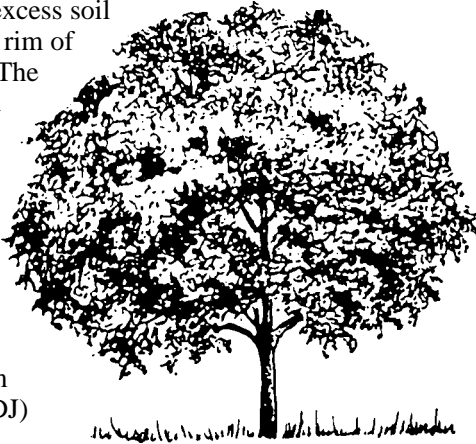
Newly planted shade trees need a lot of "TLC" to become successfully established. Because of Nebraska's climate extremes, supplemental water may be the most critical factor in establishing shade trees.

The frequency and amount of water depends on the type of soil and weather conditions. For example, sandy soils lose water faster than heavier clay soils and should be watered more frequently. Also, trees should be watered more often during drought periods.

As good rule of thumb, newly planted trees should receive one good soaking per week. Soak the soil to a depth of at least two feet. This would require an application of approximately 50 gallons of water. One deep soaking weekly is better than daily light waterings.

Don't rely on the lawn sprinkler to water newly planted trees along with the grass. Watering with a lawn sprinkler usually doesn't penetrate deep enough for tree roots to use much of it. The same principle applies to natural rain: do not rely on natural precipitation unless the amount and frequency is adequate.

A saucer shaped basin constructed around the base of the tree will aid in watering. The basin should be about two inches deep and 3-4 ft. in diameter. Place excess soil and sod pieces around the rim of the basin to form a ridge. The basin will hold water until it can soak away. The basin area can be mulched with 3-4 in. of good mulch material (wood chips, sawdust, grass clippings, etc.) to conserve moisture, prevent weed competition and insulate the roots from heat and cold extremes. (DJ)



## Lilacs in the landscape

Lilacs are among the most popular of the deciduous flowering shrubs. They are highly valued for their appearance and fragrant flowers.

Because of their vigorous habit of growth, lilacs are ideal for hedges, borders, and in mass plantings for their tremendous display of flowers. Few shrubs can rival lilacs for bloom even under adverse city conditions. They are useful as accent or specimen plants at the corners or along houses and buildings. Another desirable landscape feature is their ability to improve year after year if attention to their specific pruning and pest problems are met. Older lilacs display a unique and attractive branching pattern in the winter when the branches are bare. Lilacs are quite hardy in cold climates, but require full sun to flower well.

Pruning and spraying to control pest problems are essential for best growth and flowers. The lilac borer can be destructive if not controlled. Oyster shell scale can be a serious problem with all lilacs. The best time to spray is when the scale crawlers appear which is about mid to late May. In late summer the leaves may become covered with powdery mildew especially after rainy spells. This does little harm to the plant.

The best time to prune a lilac is right after it flowers. Pruning consists of removing old flower clusters and thinning out the oldest branches at ground level to encourage new growth from the base of the plant. Outward spread of lilac shrubs can be controlled by the removal of suckers. The strongest new shoots should be left to take the place of the older stems which will eventually be cut out.

Occasionally, it is necessary to renew an older overgrown lilac. Cutting the whole plant down to within ten inches of the ground is a drastic means of rejuvenation. However, the plant will survive. The best way to treat old plants is prune out of the older stems each year for three consecutive years. In this way the plant can maintain a reasonable height in the landscape and still flower from the remaining wood. By the time the last pruning is completed, replacement wood should be strong enough to support the plant and promote flowering. (MJM)



Most perennials are grown for their attractive flowers. They bloom for a few days or weeks, but are green, unassuming plants during the rest of the growing season. There are, however, some perennials that have colorful foliage. These perennials add color to the garden from spring to fall. Following is a partial list of perennials that have attractive foliage.

Hostas are a favorite foliage perennial. There are hundreds of hosta varieties. The varieties differ in leaf color, leaf shape, plant size, and flower color. The foliage may be green, blue, gold or variegated. The leaves may be long and narrow, nearly round or heart-shaped. Hosta varieties vary in height from 2-3 in. to 3-4 ft. Flowers may be white, blue or purple. Some varieties have fragrant flowers.

Lungworts or pulmonarias are clump-forming perennials that possess distinctive white or silver spots on their foliage. Lungworts do best in partial to heavy shade.

Sedums are fleshy-leaved perennials that are grown mainly

for their late summer bloom. However, several varieties have colorful foliage. Sedums are easy to grow, tolerate dry conditions, and have few pests. They perform best in full sun and well-drained soils.

A perennial with burgundy foliage is *Penstemon digitalis* 'Husker Red.' 'Husker Red' grows 2 1/2 to 3 ft. tall. It blooms in early summer. The flowers are white with a pink tinge. The foliage is burgundy or maroon-red. It does best in well-drained soils and full sun. As you might guess, 'Husker Red' was introduced by the University of Nebraska. It was selected as the 1996 Perennial Plant of the Year by the Perennial Plant Association.

Coral bells have been grown for many years for their showy flowers. In recent years, their

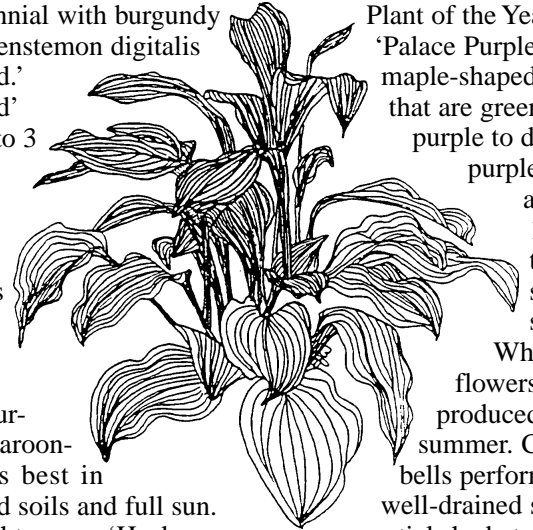
popularity has soared due to the introduction of several new varieties with attractive foliage. One of the most popular varieties is *Heuchera micrantha* 'Palace Purple.' In fact, it was selected as the 1991 Perennial Plant of the Year.

'Palace Purple' has maple-shaped leaves that are greenish-purple to dark purple. Plants are 15 to 18 inches tall with a similar spread.

White flowers are produced in summer. Coral bells perform best in well-drained soils and partial shade to full sun.

Other perennials with colorful foliage include snow-on-the-mountain, ajuga, lamb's-ears, sage, houttuynia and artemisia.

Consider planting perennials with colorful foliage in your garden this year. (MJM)



## 1998 May/June Garden Calendar

Sunday	Monday	Tuesday	Wednesday	Thursday	Friday	Saturday
					1 Check pines for sawfly	2
3	4 Apply fungicide to pines for tip blight	5 Control euonymus scale	6 Apply preventative fungicide to bluegrass	7	8	9
10 Average date of last frost	11 Control billbugs in bluegrass	12 Put out rain gauge	13 Apply fungicide to pines for needle blight	14 Plant wildflower seeds	15	16 Plant buffalograss
17	18	19	20 Plant gladiolus bulbs	21 Fertilize zoysiagrass	22 Plant cannas	23
24	25	26	27 Plant warm season transplants	28	29	30
31	1	2 Power rake zoysiagrass	3	4	5	6
7	8 Plug zoysiagrass	9	10 Watch for cabbage worms	11	12	13
14	15 Control apple maggot	16	17 Apply fungicide to pines for needle blight	18 Prune spring flowering shrubs	19	20 Check bluegrass for sod web worm
21	22 Control bagworms	23 Fertilize buffalograss	24 Watch for bean leaf beetle	25 Check roses for black spot	26 Take softwood cuttings to start plants	27
28	29 Watch for squash vine borer	30				

Many of us need reminders. That is the purpose of this calendar. Check the calendar each month and follow the recommendations if they are necessary in your landscape situation. (MJM)

## Repotting houseplants

Spring is an excellent time to repot houseplants. Repotting gives the roots new soil and more room in which to grow.

Generally, transplant to a pot one size larger than the one it is now in. Frequency of repotting depends upon a plant's growth rate. Slow-growing plants may require repotting every two to three years, while fast growers must be repotted annually.

Several hours before a plant is to be repotted, water it thoroughly. Then turn the plant and pot upside down, gently tapping the sides and edges of

the container to remove it. If the roots are heavily matted or woven together, loosen the ball to remove about half of the soil. This will encourage new roots to grow away from the tight circular pattern after repotting.

Place the plant in the new pot, holding it at the depth at which it originally grew and add potting mixture. Gently pack the soil around the roots to eliminate air pockets. Leave at least 1/2 inch at the top of the pot free of soil to aid in watering. After repotting, water thoroughly and then not again until the surface

becomes slightly dry.

Soil for houseplants must be well drained. Also, a soil's physical makeup is very important. If only soil is used, it will pack after several waterings.

Best mixture is one that contains adequate organic matter and coarse soil particles. This ensures drainage and air needed for good root formation and growth. Most houseplants will thrive in a soil mixture containing five parts (by volume) of good garden loam soil, four parts peat moss or compost and one part sharp builder's sand. (DJ)

# How harmful are high copper levels in water?

People living in some Nebraska towns recently received notice that their water system exceeded the EPA Action Level for copper in a water supply. In Lancaster County, these public water suppliers include Brownie Manufacturing, Davey, Kawasaki Motor Mfg. Co., Lincoln Regional Center, Roca and Waverly. This notice means that some, not necessarily all, homes have copper levels at the tap greater than 1.3 milligrams per liter (mg/L) in water that has been in contact with plumbing for six hours or more. How does this affect you, and what can you do about it?

Copper is an essential nutrient, required by the body in very small amounts for good health. At high concentrations, copper is a gastro-intestinal irritant and may cause nausea, vomiting, diarrhea, and sometimes, a metallic taste. Individu-

als with Wilson's disease and glucose-6-phosphate dehydrogenase deficiency are at a higher risk of health effects due to copper than the general public. EPA established an Action Level of 1.3 mg/L copper in drinking water. EPA believes this level of protection would not cause any of the potential health problems described above.


The primary source of copper in drinking water is from corrosion of copper pipes which are widely used for interior plumbing of residences and other buildings. Since this corrosion occurs in your home, the copper cannot be directly detected or removed by the water system supplier at the water source. Public water suppliers are, therefore, required to test for copper in a percentage of the homes served. Water is drawn at the tap after it has been in contact with plumbing for six

hours or more. If the level of copper exceeds the Action Level in more than 10 percent of all homes tested, the water supplier must notify the public. The water supplier must then take steps outlined by EPA to reduce the copper level in the water supply at the tap. This usually involves treating the water supply at the source to reduce its corrosiveness, thus reducing its ability to dissolve copper from pipes. For small public water systems, additional options are approved by EPA.

Because copper continues to dissolve into water, the copper concentration in water will increase with time. Water drawn after any extended period of nonuse will contain the highest copper levels. If copper is present in your water supply as a result of copper pipe corrosion, flushing the water system before using the water for drinking or

*continued on page 11*

## Environmental Focus



## Thank you!

earth wellness festival has reached nearly 13,000 fifth graders in Lancaster County with kits that provide educational activities for the classroom and a culminating "hands-on" festival. Special thanks to the following sponsors who provide in-kind and financial support for this award-winning program. (SE)

- Amigos, Inc.
- Burdens Sales
- Campbell's Nurseries & Garden Centers, Inc.
- City of Lincoln
- Cooperative Extension in Lancaster County/UNL
- Cornhusker Bank
- Environmental Health Systems, Inc.
- Mike & Susan Kunkee, Lincoln Lancaster County 4-H Council
- Lincoln Center Kiwanis
- Lincoln Women's Chamber of Commerce
- Lincoln/Lancaster County Health Department
- Lincoln Solid Waste Management
- Lincoln Public Schools
- Lower Platte South Natural Resources District
- Millard Lumber
- National Bank of Commerce
- Nebraska Game & Parks Commission

- Nebraska Department of Agriculture
- Novartis Consumer Health, Inc.
- Oak Creek Valley Bank
- Pegler-Sysco, Inc.
- Pepsi-Cola Bottling Company
- Pfizer Animal Health
- Southeast Community College-Lincoln
- The Groundwater Foundation
- Union Bank & Trust
- University of Nebraska Cooperative Extension
- University of Nebraska Water Center
- Valentino's, Inc.
- Ventures in Partnerships
- Grant Support Provided by: Nebraska Humanities Council, USDA National Agroforestry Center, Nebraska Environmental Trust, USDA-CEREES, Environmental Protection Agency - Region VII

# Upcoming household hazardous waste collections

Date	Location	Time
Friday, May 15	2nd & Main, Hickman, NE	3:00 - 6:00 p.m.
Saturday, May 16	Christ United Methodist Church 4530 "A" Street, North Parking Lot	9:00 a.m. - 3:00 p.m.
Saturday, June 6 (Latex Paint Exchange Day)*	State Fair Park Parking lot NW of Ag Hall	9:00 a.m. - 3:00 p.m.

*These collections are for households only; not for businesses. Only residents of Lincoln and Lancaster County can bring items to collections. \*For details, call the Lincoln-Lancaster County Health Department at 441-8040. (LB)*

# Yes, it's safe, but does it work?

Barb Ogg  
Extension Educator

Many people are reluctant to use pesticides inside the home. This makes sense, especially when there are effective low-toxic alternatives. But, when searching for alternatives, check with experts to see if the treatment will be effective. Some natural substances used to control insects that **do not** work are:

- Ultrasonic devices: Scientists have tested these products, and no evidence suggests that they repel insects or vertebrates when used in structures. They are being sold on the cable marketing channels and *do not* work.
- Copper wire: A commonly held folk remedy says that insects/slugs won't cross a copper wire because the low voltage current repels them. Copper wire will not conduct electricity unless it is hooked up to an electrical source. This is an old gardeners' tale that won't work.
- Osage oranges (a.k.a., hedge apples): Despite a well ingrained belief, they do not

repel insects.

- Cucumber, peppermint, hot pepper: These foods also do not repel or kill insects.
- Moth balls: Mothballs protect clothing stored in an airtight space, like a cedar chest or plastic storage box. But, they must be replenished regularly because the repellency dissipates over time. Moth balls do not work as a snake repellent. When moth balls are used against insects and wildlife pests in ways not given on the label, they are not likely to work.

Some natural substances that **do** have insecticidal properties:

- Citrus extracts (limonene) are known to have insecticidal properties, and there are some flea shampoos on the market. Be careful how you use these concentrated citrus shampoos.
- Boric acid has insecticidal properties when ingested by insects. Be careful not to inhale it.
- Silica aerogel and diatomaceous earth will dry out soft-bodied insects.
- Some soaps (not detergents) that are sodium or potassium salts (like Safers

soap) have some insecticidal properties against soft-bodied insects, like aphids. There is some evidence that coconut oil soap has some effectiveness against lice.

- Nicotine. This natural substance is effective and has been used for years, known to gardeners as Black Leaf. It is also very toxic to humans and animals, more toxic than many synthetic pesticides. Be extremely careful with any products containing nicotine.
  - Pyrethrum. This is the root of chrysanthemum and does have insecticidal properties. However, it has quick knock down activity, but often will not kill the insect. To make the product more effective, synergists are added which increase the toxicity.
  - Citronella. This plant extract has a mild repellency against mosquitoes. But it cannot compare with DEET in effectiveness. Citronella is found in some lotions marketed as a repellent.
- As with other products, it is important to read and follow the directions on the label.

## Tips for attracting birds

Attracting the widest variety of wild birds to your backyard can be rewarding, if you follow basic guidelines. There are four elements to offer in your backyard to ensure frequent visits by wild birds:



### Element #1: Food

To attract the widest variety of wild birds, you should consider placing a wide variety of bird feeders and food around your backyard. Consider different types of feeding stations such as a platform feeder for ground feeding birds, hanging feeders for perching birds and suet feeders for insect-eating birds.

### Element #2: Shelter and Places to Raise Young

Wild birds feel more secure if they have shelter to protect themselves from the elements and predators. Trees and large shrubs are welcome places to raise and protect their young. Consider offering nesting boxes and nesting materials in spring for the specific species of birds you want to attract. Plant native trees and shrubs that provide cover to attract birds.

### Element #3: Water

Probably one of the single most important elements to include in your backyard bird habitat is water. The noisier the better. The

*continued on page 11*

## Snakes in the yard

Snakes! These tongue protruding, slithering creatures are amongst the most feared creatures in America. The very mention of snakes makes some people break out in a cold sweat. While it is always recommended that people have appropriate fear/respect of wildlife, the paranoia about snakes is simply remarkable. Unfortunately, this paranoia about snakes has led to the demise of many snakes.

Snakes play an important role in the environment. Hopefully, by educating the public we can begin to have a more responsible attitude toward these important creatures.

The two snakes that you are most likely to encounter around your home or garden are the Common Garter (not garden) snake and the Eastern Ribbon Snake. At first glance it is difficult to tell them apart. Here are a few clues. The Garter snake has two rows of alternating black spots. His tail also isn't as long as the Ribbon snake. The Ribbon snake by contrast has a tail that is about a third of its total length. Measure the length by starting from the end of the tip to where the snake's body width stops widening. The Ribbon snake also has three yellow stripes that run the length of his body. The Ribbon snake also exhibits a more slender body than the Garter snake.

Both snakes mate in April and May. Ribbon snakes give birth to 10-12 live young in the months of July or August. Garter snakes

*continued on page 11*



## Farm Views

# Soybean seed treatment good idea in cool, moist soils

As this is written, we have been experiencing a cool, wet spring. If weather patterns in mid-May indicate the continuance of these conditions, soybean producers will want to consider using seed treatments on soybeans, at least for beans planted in areas of heavy residue from previous crops where the soil temperatures will be cooler. Cool, wet soil increases germination time, which allows fungi more opportunity to colonize seeds or young seedlings.

Many products are available for either application to soybean seed on-farm or by commercial seed treaters. Choice of a seed treatment should be made with the "target" pathogen or pathogens in mind. Typically, these are either, the water molds (so called because they produce a swimming spore when soil flooding occurs) or other soil-or-seed-borne fungi. Water molds include Pythium and Phytophthora species. Other fungi are mainly Rhizoctonia, Fusarium, Phomopsis and Macrophomina species.

Water molds produce a soft rotting of the seed before germination and/or before emergence. They also cause damping-off of young seedlings shortly after emergence. With damping-off, a dark brown or black soft rot girdles the stem at or near the soil surface, and the seedling dies. There is no recovery from these infections.

Rhizoctonia and Macrophomina infections are seen as reddish-brown lesions along one side of the stem, but these do not commonly girdle the stem completely. Below-ground lesions may also form on the upper portions of the main root. Plant growth is reduced in the early season; affected plants commonly recover. With Fusarium, a generalized dry rotting of the roots may be seen as well as some reddening of the interior portions of infected roots.

A number of fungicides have been developed to combat the diseases mentioned in this article. Apron provides control of both Phytophthora and Pythium. Anchor controls Pythium and gives early season suppression of Phytophthora.

For control of Rhizoctonia and other seedling diseases, the list includes: PCNB (many brand names), Vitavax, Captan (many brand names), Thioram, TBZ, Granox P-F-M, Captan+TBZ (many brand names), Rival, Chlorneb, Nu-Flow AD, Thiram+Vitavax (many brand names), and Kodiak. (TD)

# Proper ballast improves tractor efficiency, stability

Ballasting, or adding weight to a tractor, allows tires to develop the pull for an implement, gives it maximum pulling power and stability, and reduces wheel slip.

Heavy draft loads require more ballast than lighter loads, to get tractor power through the axle and wheel system to the ground. Lighter loads require less ballast so, if convenient, the extra weight should be removed to reduce rolling resistance and improve fuel economy. Lighter ballast also help prevent soil compaction.

Although excess wheel slippage will decrease productivity, some slip is necessary. A little bit of slip allows the tractor to use soil interface to transmit power efficiently. Tractor designers give 10 to 15 percent as a rule of thumb for most efficient wheel slip.

A simple way to figure slippage for tractors without slip monitors is to stick a strip of duct tape on the side of a tire. Move the unloaded tractor 10 tire revolutions and measure the distance traveled. Then measure the distance traveled by 10 tire revolutions with the tractor pulling an engaged implement. The slip will be one minus the ratio of loaded distance to unloaded distance.

Another factor in deciding on ballast is operating speed. The trend has been to use smaller implements and increase operating speed. Doing that reduces the amount of horsepower needed to perform the field operation and also the amount of weight needed to get that power to the ground.

Source: Robert Grisso, Ph.D. agricultural machinery engineer, NU/IANR (TD)

Clean, triple rinsed, 1 and 2½ gallon, white or yellow, agricultural pesticide containers will be accepted for recycling, by appointment, at the extension office, May 10 - June 19.

Chemical brand names mentioned on this page are used for clarity only. No endorsement of products mentioned is intended nor criticism of products omitted. Check with local dealers to determine products available in your area.

# Timing window approaching for control of leafy spurge

## Importance

Leafy spurge is a noxious weed in Nebraska. It invades pastures and rangeland, as well as roadsides and non-crop areas. It is extremely competitive with other plant species crowding out desirable species. Leafy spurge irritates the cattle's muzzle and contains a toxic substance which irritates the mouth and intestinal lining if ingested. This can lead to scours, weakness and even death in cattle. Cattle soon learn to avoid eating leafy spurge plants if given a choice of forage sources. Grasses and other forage growing in leafy spurge patches will be poorly utilized and reduce the carrying capacity of pastures by as much as 90 percent in infested areas.

## Identification

Leafy spurge stems emerge in the early spring from a central crown just below the soil surface, giving the plants a clump-like appearance. Height varies from less than one foot to about 30 inches. The central stem bears numerous linear-shaped leaves with smooth margins. Leaves have a bluish-green color but turn yellowish or reddish-orange in late summer. Leafy spurge produces a flat-topped cluster of yellowish-green, petal-like structures called bracts, which later bear the true spurge flowers at the top of the plant. The showy, yellow bracts appear in May and give the plant a "blooming" appearance. The true spurge flowers, however, develop about 10 days later and have small, green bracts at the base of the flowers.

The distinction between bract appearance and true flowering is important for timing herbicide applications. Spring applied herbicides are more effective when applied on plants with developing flower parts.

## Reproduction

Leafy Spurge is a persistent, deep-rooted perennial which reproduces by seeds and roots. Seeds are borne in pods which contain three gray-brown, sometimes speckled, oblong, smooth seeds. At maturity pods pop open, throwing seeds up to

15 feet from the parent plant. About 140 seeds are produced per stem and seeds may remain viable in the soil for up to eight years. Leafy spurge seed's peak germination time is late April to early May. Leafy spurge seedlings can vegetatively reproduce within 7 to 10 weeks after germination. New seedlings develop throughout the summer but usually do not flower during the first year.

Leafy spurge roots are most abundant in the upper foot of soil but can penetrate 15 feet or more. The root system contains a large nutrient reserve capable of

*Grasses and other forage growing in leafy spurge patches will be poorly utilized and reduce carrying capacity of pastures by as much as 90 percent in infested areas.*

sustaining the plant for years. Roots are woody, some coarse and others fine, with numerous buds capable of producing new shoots. Patches of leafy spurge may reach a density of 200 or more stems per square yard. Existing patches spread vegetatively up to four feet per year.

## Control with Herbicides in Pastures and Rangeland

Herbicides discussed below can be applied in late May or early June during true flower development, or in early to mid-September when leafy spurge plants have developed new fall regrowth. Fall treatments to actively growing plants control established leafy spurge more effectively than spring treatments.

Tordon (Picloram). Tordon is the most effective herbicide for leafy spurge control. Application of 2 to 4 qts/acre of Tordon 22K will give 70 to 90 percent control the first year after treatment. However, control declines unless the area is retreated to control new seedlings and plants coming from

underground buds, especially with lower application rates of Tordon. Apply Tordon in spring during flower development.

2,4-D. 2,4-D ester at 1 qt/acre (4lbs/gal product) gives short term control of leafy spurge top growth, but a single application is not effective in reducing spurge plant density. In eastern Nebraska, a late fall application of nitrogen fertilizer preceding herbicide application in the spring will likely increase control of leafy spurge. An early spring application of fertilizer should produce the same benefits.

## Control with Herbicides in Trees

2,4-D Amine. Application of 1 qt/acre 2,4-D amine at flower development stage may be used to control leafy spurge top growth in trees. Take care to avoid contacting tree foliage or green bark with herbicide spray drift.

Roundup (glyphosate). Roundup at 1 qt/acre applied mid-August to mid-September will give reasonably good Leafy Spurge control. Roundup is non-selective and will kill grasses and prevent immediate regrowth of desirable species which may be present. Do not permit spray solution to contact tree foliage or green bark of trees or injury will result. Since Roundup does not have soil residual activity to prevent Leafy Spurge seedling reinfestation, apply a follow-up treatment with 2,4-D amine at 1 qt/acre from mid-June to mid-July. Avoid contacting tree foliage with 2,4-D.

## Control of New Infestations is Best

As mentioned earlier, Leafy Spurge seeds can stay viable in the soil for up to eight years. The sooner a new infestation is controlled, the fewer seeds will be present in the soil around the patch. Leafy Spurge also develops a very deep and extensive root system. A large amount of food reserve is stored in the root system which makes the plant very hard to kill by mowing or spraying with contact herbicides. In addition, the plant

*continued on page 12*

# Controlling bolting musk thistle

Russell Schultz  
Lancaster County  
Weed Superintendent

Musk thistle is now bolting (producing its flower stem). It is hard to kill from this growth stage to maturity. Some herbicides will only cause the leaves to curl and not kill the plant. In some cases the plant appears to be killed but still produces viable seed. It is important to kill the plant and to prevent the production of viable seed.

2,4-D by itself does not do a good job of controlling musk thistle at this stage of growth.

Escort provides good control at the bolting stage through early

flowering. It prevents the plant from producing any viable seed from the time of its application. Escort may be used in non-crop areas and pasture. It has no grazing restrictions. The recommended application rate is .3 ounce per acre along with one quart of 2,4-D. Another option is to use 2,4-D with Tordon 22K at a rate of up to 16 ounces per acre.

Mowing is not a satisfactory control option by itself. It will delay the flowering but will not kill the plant. The plants can be killed by severing roots two inches below the ground surface or by pulling. Care needs to be taken to prevent spreading of seed. (RS)



# Managing ponds for fish

There are a variety of reasons that ponds have been constructed over the years and many are designed with multiple uses in mind, such as livestock water, soil and water conservation, and recreation. One of the most common recreational uses of ponds is fishing. Factors that influence the ability of a pond to sustain a fishery include the size and depth of the pond, water quality, the existing fish habitat and fishing pressure.

## Size and Depth

Good fishponds are usually between one and five acres in size. Ponds less than 1/2 acre in size generally don't provide a decent fishery because they usually lack the necessary depth and surface area to support much fishing pressure. On the other hand, while ponds greater than 10 acres in size can provide good angling for more fishermen, they are more expensive to build.

Ponds without continuous inflow also need to have some deep water. Deep water helps prevent winterkill, discourages excessive aquatic vegetation and helps withstand water losses due to evaporation and seepage. As a general rule, in eastern Nebraska a pond should be at least 10 feet deep over 1/4 of its surface area. Additional depth is nice but waters more than 15 feet deep are generally unproductive and are seldom used by fish in the summer. Shallow water is also important in maintaining a sustainable fishery because fish require shallow areas for spawning and nesting. A water depth of less than three feet over no more than 20% of the surface area should provide adequate habitat for spawning.

## Water Quality

The two water quality parameters most likely to influence fish production are water clarity and dissolved oxygen. Ponds with poor water clarity due to suspended sediment or excessive growth of algae generally provide poor habitat for most desirable fish

species. Poor water clarity inhibits the growth of desirable aquatic vegetation and affects the ability of sight feeders such as bass to find food.

The dissolved oxygen content of a pond is most influenced by the amount of organic materials present in the water, water temperature and depth. Excessive growth of algae or aquatic vegetation, eroded soil materials and livestock waste can all contribute organic material to a pond. The decomposition of these materials results in reduced oxygen levels in the water. The lowest levels of dissolved oxygen generally



occur in late summer when water temperatures are warmest. Lower levels of dissolved oxygen also generally occur in the deeper parts of the pond where there is little mixing of the water by wave action. Dissolved oxygen is a key factor in determining the carrying capacity of a pond and low levels may result in fish kills.

The key to protecting or improving water quality in your pond is to control the amount of sediment and nutrients entering the pond. Some of the things you can do to reduce the amount of sediment and nutrients getting into your pond would be to control soil erosion, both in the watershed and along the shoreline, minimize fertilizer applications on areas adjacent to the pond and restrict livestock access. Establishing a buffer strip of vegetation adjacent to the pond will also help reduce the amount of sediment and nutrients entering the pond by removing some of them from the runoff before it reaches the pond.

## Existing Fish Habitat

Fish habitat is the environ-

ment where fish live. The key components of a desirable fish habitat are an adequate food supply, shelter or protection from predator species and a suitable area for spawning and nesting. Different fish species have different habitat needs, and even fish of the same species vary in habitat needs during their lifetime. Small, young fish may live in shallow water in dense aquatic vegetation or in open water without cover. Fish that lived along the shore as juveniles may seek food in open water but return to the shore to spawn. Generally, a combination of open, clear water and shallow

water with an abundance of aquatic vegetation provides the best fish habitat.

Maintaining a good stand of rooted aquatic vegetation is essential to maintaining a quality fishery in your pond. While many anglers view aquatic

vegetation as a nuisance to fishing, it is vital to the health and survival of fish. Aquatic vegetation provides habitat for many fish food organisms, provides cover for small fish and protects the shoreline from erosion. Although aquatic vegetation is important to the health and survival of fish, it can become a problem when there is too much. Ideally, rooted aquatic vegetation should cover 20 to 50% of the pond's surface area. When a pond's surface is more than 50% covered, dissolved oxygen may drop to critical levels at night or during periods of low sunlight. Vegetation coverage in excess of 50% can also impair the ability of bass to prey on bluegill resulting in bass with poor body condition and an overabundance of small bluegill.

Another method of improving fish habitat, especially if water clarity is limiting the growth of aquatic vegetation, is to add artificial structures for fish. Submersed artificial structures such as cedar trees, stake beds, rock piles or used tires can provide cover for small fish and areas for spawning and

*continued on page 11*

## Acreage Insights



# Weed control in new tree plantings

Trees and shrubs add beauty, protection, diversity and value to almost any property and the care they receive during the first few years after planting is critical. Seedling trees require a grass- and weed-free zone to become established. The zone needs to be maintained for the first three-four years or longer and should be at least four or five feet in diameter.

There are three basic methods for controlling weeds in tree plantings: mulches, mechanical methods and chemical methods. Of the three methods, mulching is perhaps the easiest and most environmentally safe way to accomplish weed control. Mulching also prevents soil erosion, conserves moisture, insulates roots from temperature extremes and can prevent damage from mowers and weed trimmers.

Desirable mulching materials include wood chips, wood shavings, bark, or equivalent materials. Coarse-textured organic mulches are preferred since they tend to aerate the soil and replenish soil nutrients as they decompose. Mulch with a two- to four-inch layer of organic material and replenish as needed.

Caution must be used when applying mulch since a layer greater than four inches thick may provide an excellent habitat for small rodents who can cause considerable tree damage, primarily during the winter months. Heavy mulching can also be a problem in poorly-drained or wet sites where moisture can remain at high levels for extended periods and cause root die back. In addition, heavy mulch layers encourage tree roots to grow up into the mulch material which may dry out during long dry periods, causing the roots to die.

Mechanical weed control, whether with hand tools or machines, can also be very effective. However, it is generally labor intensive and, if machines are used, may injure or destroy some of the trees. In addition, since it often leaves the soil surface unprotected, soil erosion can also become a problem with mechanical weed control.

Chemical methods, while very effective, require the greatest management skills. Not all herbicides are labeled for all species of trees and application of the wrong herbicide in the wrong amounts may injure the trees or result in poor weed control. Remember, always read the label before applying herbicides and follow label directions.

Each method of weed control has both positive and negative aspects and no one method is necessarily better than another. You must decide which method or methods are most feasible for your situation. However, regardless of which method is chosen, some form of weed control is necessary to insure successful establishment of the trees. (SCB)

## Learn at your convenience

—24 hours a day, 7 days a week—

### NUFACTS (audio) Information Center

NUFACTS audio message center offers fast, convenient information. In the Lincoln area call 441-7188; for the rest of Nebraska call 1-800-832-5441. When directed, enter the 3-digit number of the message you wish to hear.



### Acreage & Small Farm Insights Web Site

Visit our Internet web site at: <http://www.ianr.unl.edu/ianr/dodge/acreage/index.htm> to learn about Extension programs, publications and links to other acreage and small farm information.




### NUFACTS (faxback) Information Center

NUFACTS faxback document center offers fast, convenient information. In the Lincoln area call 441-7188; for the rest of Nebraska call 1-800-832-5441. When directed, enter the 4-digit number of the document you wish to receive.



### "Part-time Farming" video

"Part-time Farming" will help effectively develop your country environment and improve your quality of life. Just one hour of "Part-time Farming" provides numerous tips that will save you costly mistakes and precious time. Call 402-441-7180 to order your copy.



## HELP! Your input is needed.

In order to make the Acreage Section of the NEBLINE more responsive to your needs, we would like to know what articles or topics you would like to see in this section. We are also considering including a question and answer feature where we will try to find answers to your questions and print them in a future issue of the NEBLINE. Please send your comments, suggestions or questions to the NEBLINE Acreage Editor, Lancaster County Extension Office, 444 Cherrycreek Rd., Lincoln, NE 68528-1507, or call 441-7180. Thanks for your help. (SCB)

Name \_\_\_\_\_

Address \_\_\_\_\_


City \_\_\_\_\_ State \_\_\_\_\_ Zip Code \_\_\_\_\_

Phone Number \_\_\_\_\_

Comments, suggestions, or questions \_\_\_\_\_

\_\_\_\_\_


\_\_\_\_\_



## Food & Fitness

NEBLINE articles may be reprinted without special permission if the source is acknowledged as "University of Nebraska Cooperative Extension in Lancaster County NEBLINE." If the article includes a byline, please acknowledge the author and their title.

## Focus on Food



Alice Henneman, RD, LMNT, Extension Educator

**Q: Why are some hard-cooked eggs so hard to peel?**

**A:** The fresher the egg, the HARDER it is to peel. A hard-cooked egg will peel more easily if it is one or two weeks old before it is hard-cooked, according to Mary Reiners, promotion specialist, Nebraska Department of Agriculture.

**Q: What can I do to prevent the surface of the yolk from turning dark when I hard-cook eggs?**

**A:** Either immediately run cold water over the eggs or place them in ice water until they're completely cooled.

**Q: Is the egg shelf in a refrigerator door the best place to keep eggs?**

**A:** Refrigerate raw eggs in their original carton on an inside shelf to help maintain quality and safety. Storage on the refrigerator door increases the chance of cracks with repeated opening and closing. Also, temperature fluctuations may decrease storage time. (AH)

## The Clean Hands Campaign

Handwashing is considered the single most important means of preventing the spread of infection, according to the Centers for Disease Control. A recent study in Michigan showed that children who wash their hands four or more times daily get sick less often than other children. They had 24 percent fewer sick days due to colds and the flu and 50 percent fewer sick days for stomach illnesses. Adults, also, are healthier when they wash their hands.

Have fun using "glo-germ" to teach handwashing as part of the "Clean Hands Campaign!" Receive training and materials, including a handwashing "rap" song to use with youth and adult groups. Call Extension Educator Alice Henneman at 441-7180 to schedule your personal training session (takes about 20 minutes). (AH)



Alice Henneman, RD, LMNT, Extension Educator

Enjoy this recipe from Mary Reiners, promotion specialist for the Nebraska Department of Agriculture, during May—National Egg Month. For more egg-based recipes or information related to food safety and eggs, contact Mary at 402-472-0752.


Nebraska has over nine million commercial laying hens, which are housed in modern cage facilities primarily located in eastern Nebraska. It is estimated that each hen lays an average of 240 eggs per year, totaling two billion eggs annually. According to the USDA, in 1997, Nebraska ranked 9<sup>th</sup> nationally in egg production.

### Homestyle Good Morning Casserole (Makes 6 servings)

- 4 bread slices, crust trimmed
- 6 eggs
- 1-1/2 cups skim milk
- 4 slices cooked turkey bacon, crumbled
- 1/4 cup shredded low-fat Swiss cheese
- 1/4 cup shredded low-fat cheddar cheese
- 1/3 cup sliced mushrooms
- 1/4 teaspoon seasoned salt
- 1/2 cup frozen O'Brien style hashbrown potatoes

Place bread slices, slightly overlapping, in bottom of lightly greased 9 x 9-inch baking dish. In a large bowl, combine eggs, milk, turkey bacon, 2 tablespoons Swiss cheese, 2 tablespoons cheddar cheese, mushrooms and salt. Pour mixture over bread slices. Sprinkle potatoes over egg mixture and top with remaining Swiss and cheddar cheese. Cover and refrigerate overnight. Bake at 350°F, uncovered, until lightly browned and knife inserted near the center comes out clean, about 40 to 45 minutes. (AH)

## Milk calcium for all it's worth!



### Nutrition Education Program

for Limited Resource Families

Mary Abbott, R.D.  
Extension Assistant

Six hundred twenty-six grade school children in Lincoln experienced hands-on activities which encouraged them to get three servings from the milk group each day. The two-part series included games and food preparation experiences which showed how to increase calcium in their diets. Forty-six lessons were presented to school-aged child care sites, community centers and Girl Scout groups.

Students learned the importance of calcium in building strong bones and teeth, which foods contain calcium, how much a serving size is and the importance of storing milk safely. They also discovered that different types of milk contain different amounts of fat and that drinking an excessive amount of pop may decrease milk intake.

Interactive activities were included to reinforce the objectives. A "monster mouth" game reinforced the importance of calcium and teeth. Students made their own pudding and grilled cheese sandwich. "I have never made my own grilled

cheese sandwich," said one second grader as he proudly buttered the bread. Children tested their hand washing abilities using "glow germ." One girl at Everett Elementary School received rave reviews by her peers for "perfectly clean hands."

Post-tests revealed knowledge and behavior changes. Over half of the youth changed their diets by decreasing pop consumption or increasing milk intake. Forty-eight percent of the children improved their knowledge that bones and teeth need calcium. There was a forty-six percent increase of visually recognizing the correct serving size of milk as eight ounces. Twenty percent more youth know they should be getting three milk servings in a day.

Linda Detsauer, nutrition advisor, was excited to see the youth participate in the learning activities. "I noticed one young boy who had an exceptional knowledge of the nutrients in

milk, especially vitamin A. Watching the children's pride as they ate the pudding and grilled cheese sandwiches was the best indicator of the success of the program."

The program was coordinated by the Nutrition Education Program in Lancaster County in cooperation with Lincoln Parks and Recreation, Family Service Program, Homestead Girl Scout Council, Belmont Recreation Center, Carol Yoakum Family Resource Center, Cedars Youth System, F Street Recreation Center, Good Neighbor Community Center, Malone Community Center, Salvation Army, Willard Community Center and YWCA Survival Skills.

Activity books were provided by the Nebraska Osteoporosis Coalition of Nebraska Department of Health. Book covers were provided by the U.S. Food and Drug Administration. Cooperating agencies also provided funding for food supplies. (MA)



## How clean are "pre-washed" greens?

Alice Henneman  
Extension Educator

Do you need to wash salad greens that come pre-washed?

Probably not IF certain conditions are present, according to a recent article in *Tufts University Health & Nutrition Letter* (March 1998). Look for a bag of greens that states it's both "washed" AND "ready-to-eat." The cleansing procedures used by manufacturers kill bacteria better than you can at home. The article provides the following

additional guidelines:

Beware of a sealed bag that merely contains words like "fresh," "premium," etc., but mentions nothing about whether the greens were washed and if they are ready-to-eat.

Follow the "Use By" date on the package even if the greens are "washed" and "ready-to-eat."

Wash bulk greens that you must package yourself even if the container in which they're displayed says "washed." Though a food is washed, it can become recontaminated if it's

sold out in the open where people can touch it or sneeze on it. The article advises for greatest safety, give bulk greens two or three careful rinses.

The Tufts article cited that, to date, no problems from eating pre-packaged, sealed, washed and ready-to-eat salad greens have been reported to either the U.S. Department of Agriculture or the Centers for Disease Control and Prevention. It's important, however, to wash other types of open or packaged, unwashed salad greens thoroughly under running water. (AH)



YOUR information center... around the clock

### NUFACTS

NUFACTS offers fast, convenient information 24 hours a day, 7 days a week. In the Lincoln area call 441-7188; for the rest of Nebraska call 1-800-832-5441. When directed, enter the 3-digit number of the message you wish to hear.

- 330 Handling Eggs Safely
- 306 Making Jam and Jelly from Frozen Fruit
- 817 Removing Catsup Stain

and many more...

### Nutrition and Food Safety Web Site

Visit our internet web site at: <http://ianrwww.unl.edu/ianr/lanco/family/safety.htm>

### FREE monthly FoodTalk e-mail newsletter

To be added to the mailing list, e-mail Alice Henneman at [cnty5028@unlvm.unl.edu](mailto:cnty5028@unlvm.unl.edu)

### Diabetes Study Course

Call Alice Henneman (441-7180) for more information.

# Jean's Journal

Jean Wheelock  
FCE Council Chair



Thanks to the many ladies who attended the March council meeting. The food and conversations were great. A very special "thank you" to Mary Carlson from the American Cancer Society. She presented a very important message to us about a monthly self-examination of our bodies for any changes that might occur. These examinations are equally

important for the men in our families, as well. So let's promise ourselves to take better care of our health.

A reminder to clubs that our June 22 FCE Council meeting will be a "white elephant" auction. Hope to see you all there. Bring a friend or two and have fun. I will be gone during May. Our youngest daughter is getting married and I am spending time with her before the BIG day.

To all the moms, hope you had a Happy Mother's Day. (JW)

The **June FCE Council meeting** will be held Monday, June 22, 7:00 p.m. Delegates to the state convention will give reports. A "White Elephant" silent auction will be held as a fund raiser. Everyone is encouraged to bring their white elephants and "cash"! Bring friends. The FCE scholarship will also be presented at this meeting. Mark your calendar! Join the fun and fellowship. (LB)

**Create "I" Messages**—share feelings without blaming:

• An "I" message usually takes the form: "When (describe what happens that is a problem), I feel (describe the feeling)."

• Examples: "When I see mud on the floor, I feel frustrated." "When you hit a classmate, I feel sad and angry."

• Practice "I" messages. (LJ)



# Dollar watch: develop a family spending plan

LaDeane Jha  
Extension Educator

Where does all the money go? House payment or rent? Utility bills? Clothes? Some money spent for snacks or videos may just seem to disappear from your wallet. Knowing how much you spend and what you spend money for is the first step towards developing a family spending plan.

A spending plan can give you more control of family living expenses, can help you

decide where you are financially and help you decide where you want to be. By working together, your family can develop a unique plan to improve your family financial well-being.

**Set Goals**

Together, decide what is important to your family now and two to five years from now. Then decide what is important five to twenty years from now—things like a down payment on a house or college for the children. Estimate the amount you need to start saving to achieve these


future goals.  
**Needs vs Wants**

We all have to pay for certain things like food, rent or house payments, utilities and clothing. These are needs and are essential to your family's well-being. What do you wish you could spend your money on? These are wants and can become goals, however, most people rarely get all the things they want.

The following guidelines may help you to develop a spending plan.

*continued on page 11*

# Family Living



by Lorene Bartos, Extension Educator


**Cleaning electric blankets**

Electric blankets should never be dry-cleaned, warns The Soap and Detergent Association. The dry-cleaning solvents can damage the blanket's wiring. When the blanket needs to be cleaned, read and follow the care label instructions.

To avoid damaging the blanket wiring, there are some general tips to keep in mind. Wash the blanket in lukewarm water for two minutes using a delicate or gentle cycle. Do not use bleach. Rinse in lukewarm water and spin dry. Do not twist or wring vigorously. Gently hand stretch the blanket to its original size.

Do not dry in a commercial or laundromat dryer. Preheat the home dryer on a low temperature setting for two minutes. Tumble-dry the blanket for 10 minutes. Remove while still damp, gently stretch to original size and air-dry over parallel lines or a shower rail. Never iron the blanket, and be sure it is completely dry before using it or turning it on. (LB)

# CHARACTER COUNTS! Workshop



May 28, 1998

8:30 a.m.-12:00 p.m.

Lancaster Extension Education Center  
444 Cherrycreek Road

**What is Character Counts?**

Character Counts! is a curriculum designed to:

- emphasize the need for character
- teach the six pillars of character
- encourage accountability
- enhance ethical decision-making
- create an atmosphere that encourages good character
- support character development activities



**Registration**

Name \_\_\_\_\_  
 Organization/Club \_\_\_\_\_  
 Address \_\_\_\_\_  
 City \_\_\_\_\_ State \_\_\_\_\_ Zip \_\_\_\_\_  
 Phone \_\_\_\_\_ Fax \_\_\_\_\_  
 E-mail \_\_\_\_\_

Registration fee of \$5.00 per person must be enclosed with registration. Make check(s) payable to Cooperative Extension.

Registration deadline is **Friday, May 22.**

Return to: University of Nebraska Cooperative Extension in Lancaster County, LaDeane Jha, 444 Cherrycreek Road, Lincoln, NE 68528-1507

# Sizzling Summer Sampler

sponsored by FCE Council

Thursday, July 9, 6 to 9 p.m.

Light supper  
at 6:00 p.m.

**Learnshops:**

- Foods demonstration
- Preserving pictures
- Let's have another cup of tea

Plan to attend. Invite a friend.  
Cost \$7.50.

Make checks payable to: FCE Council.

Send reservations to:

Joy Kruse, 850 Adams, Lincoln, NE 68521

Mark your calendar today!

Join the fun and fellowship. (LB)







## 4-H & Youth



# Clover College

The following workshops are being offered to 4-H youth ages 5 to 19. Please note the age requirements for each workshop.

To register, complete the registration form (one person per form) listing the classes you wish to enroll in and return with the full fee. Registrations must be received by June 12. They will be handled on a "first come" basis and will only be accepted upon receipt of fees. Telephone registration will not be accepted. You may register by mailing your registration form and check or money order (made payable to Lancaster County Extension) to: Lancaster County Cooperative Extension, 444 Cherrycreek Road, Lincoln, NE 68528-1507.

Early registration is recommended. If you have questions, need additional forms or need to know if space is available, contact Tracy at 441-7180.

ALL FEES ARE NON-REFUNDABLE unless a class is filled to capacity or canceled.

Youth attending workshops that overlap the lunch period may bring a sack lunch. No other food will be available. Transportation for participants is the parent's responsibility. (TK)

**Four-day workshops**  
All four-day workshops will be held Tuesday, June 16-Friday, June 19.

### 1. Rockets...Countdown to Family Fun

How to's on rocket building. How this can be fun for the 4-H member and everyone in the family.

Requirements: Participants are required to purchase their own rockets. The first day will concentrate on the different kinds of rockets, how to's of buying the right rocket and rockets that can be made.  
TIME: 8:00-10:00 a.m.  
FEE: None

CLASS SIZE: 20 maximum  
AGES: 8 and up  
INSTRUCTOR: Ron Suing, 4-H volunteer

### 2. SERIES

Have fun with a snail circus, learn about different chemicals, experience an earthquake, make your own flour, clean up an oil spill, be a trash detective, identify pests and create a habitat during this workshop. Through hands-on science experiences, learn about the scientific process and have lots of fun being a scientist.  
TIME: 10:00 a.m.-noon  
FEE: \$2  
CLASS SIZE: 15 maximum  
AGES: 8-12  
INSTRUCTORS: LaDeane Jha, extension educator; Karen Whitson and Tina Brown, Americorps volunteers

### 3. Quilted Flags

Learn about the processes of quilting and make a quilted flag. Participants need to bring the following: (all fabric needs to be 100% cotton, prewashed and ironed) ¼ yard white on white or white on cream (or similar fabric color), ¼ yard navy print OR blue scraps large enough to

make 12, 2" squares, ¼ yard each of 2 or more different red prints. Also needed are straight pins, fabric scissors, seam ripper, cream thread, sewing machine, (if a sewing machine is not available, please contact the extension office).

TIME: 10:00 a.m.-noon

FEE: \$5

CLASS SIZE: 8 maximum  
AGES: 8 and up. MUST have completed Clothing Level 1 project.

INSTRUCTOR: Kim Bock, 4-H volunteer

### 4. Outdoor Education

Outdoor education exhibit possibilities will be selected from the tree identification, wildlife conservation, homes for wildlife, bird behavior and fishing projects. Exhibit ideas will be presented based on the interests expressed by the participants.

TIME: 12:30-2:30 p.m.

FEE: \$2

CLASS SIZE: 12 maximum

AGES: 8 and up

INSTRUCTOR: Shirley Condon, 4-H volunteer

### 5. Babysitting Clinic

Learn the basic skills needed to be a responsible, safe babysitter. Focus is on handling major and minor emergencies, learning safety procedures, making creative snacks and making babysitting toys.

TIME: 12:30-2:30 p.m.

FEE: \$5

CLASS SIZE: 20 maximum

AGES: 11 and up

INSTRUCTORS: Vickie Young; Rollie and Twyla Schnieder, 4-H volunteers; Lorene Bartos, extension educator

### 6. Patchwork Vest

Participants in this workshop will be able to complete a vest that meets the requirements for Decorate Your Duds. We will focus on one variation of the crazy quilt vest.

Items to bring: 8-12 different fabrics ¼ yard each (a combination of coordination or contrasting fabrics), 1 yard of muslin, ¾ yard for back of vest, thread, scissors, marking pen/pencil, pins and sewing machine, if available.

Please contact the extension office if you will not be bringing your sewing machine along.

TIME: 2:30-4:30 p.m.

FEE: \$7.50

CLASS SIZE: 5 maximum

AGES: 8 and up. MUST have completed Clothing Level 1 project.

INSTRUCTOR: Jan Madsen, 4-H volunteer

### One-day workshops

These workshops will be held for two hours each, one day only. Check for day and time.

### 7. Getting Set for the Table Setting Contest

Have a great time learning everything that you need to know to participate in the table

setting contest. You will come away with a planned table for the fair.



DATE: Wednesday, June 17

TIME: 10:00 a.m.- noon

FEE: \$5

CLASS SIZE: 15 maximum

AGES: 8 and up

INSTRUCTOR: Deb Gokie, 4-H volunteer

### 8. Story and Craft Time

Listen to fascinating stories that spark your imagination and then make crafts that compli-



ment the stories you'll hear.

DATE: Wednesday, June 17

TIME: 2:30-4:30 p.m.

FEE: \$2

CLASS SIZE: 15 maximum

AGES: 5-8

INSTRUCTOR: Paula Hanson, media specialist

### 9. Fun and Food Safety in the Kitchen

A "hands-on" class where you will prepare nutritious snacks and learn how to keep food safe at the same time.

DATE: Thursday, June 18

TIME: 10:00 a.m.-noon

FEE: \$2

CLASS SIZE: 10 maximum

AGES: 8-12

INSTRUCTOR: Alice Henneman, extension educator



### 10. Fun in the Kitchen

You will enhance baking techniques and take home some goodies.

DATE: Thursday, June 18

TIME: 2:30-4:30 p.m.

FEE: \$2

CLASS SIZE: 15 maximum

AGES: 8 and up

INSTRUCTOR: Lorene Bartos, extension educator



### 11. Where the Wild Things Are

Learn about your backyard habitat. Make a birdhouse or bird feeder. Plant some seeds and watch them grow.

DATE: Thursday, June 18

TIME: 8:00-10:00 a.m.

FEE: \$5

more information and registration form on page 11

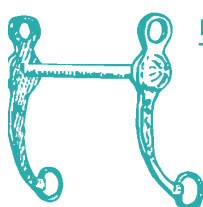
## 4-H Bulletin Board

- ✓ There will be **NO** teen council in June due to scheduling conflicts. See you in July! (TK)
- ✓ There is still time to register for 4-H camp at the Eastern Nebraska 4-H Center. Call the extension office (441-7180) for more information. (LB)
- ✓ Your Lancaster County Fair Book should be arriving soon, if you haven't already received it. Please make sure that you refer to it for information about the fair. (LB)
- ✓ A handout on "How to Exhibit at the Fair" is available at the extension office. (LB)
- ✓ Registration forms for county fair will be available June 1 at the extension office. (LB)

## Pets, People and Professions Camp

- Explore the world of possible careers and services that utilize and support pets and wildlife.
- Talk one-on-one with a variety of veterinarians.
- Venture behind the scenes at the zoo.
- Check out the uses of dogs in a Search and Rescue Squad.
- Tour a pet business and learn what it takes to own and run a business.
- Examine pets roles in pet therapy and service to the visually and physically challenged.
- Visit University of Nebraska's Animal Science—Veterinary Science.
- Meet and get to know other youth interested in animals.
- Have fun.

For more information, contact Tracy or stop by and pick up a pamphlet. Registration deadline is May 29. (TK)



## HORSE BITS

**Horse fun fact:** horses all have their birthdays on the same day. This makes it easier for keeping racing, breeding and showing records. In the Northern Hemisphere (which includes the USA, Canada and Europe), horses have their birthdays on January 1. But, in the Southern Hemisphere (which includes Australia, New Zealand and Japan), horses have their birthdays on August 1. Why do you think that is?

### District and state horse ID deadlines

Now that the horse show season has arrived, there are some important dates to remember. These are just a few:

- May 22 –All Nebraska district and state 4-H horse show entry forms, money, ID's and horsemanship Level II verification (if needed) are due in the extension office. (**Absolutely no exceptions.**)

- June 2–State Horse Exposition announcer applications due to Kathy Anderson.

- June 30 –R.B. Warren Scholarship applications due at UNL.

All of these materials are included in the state/district horse show packets available at the extension office. The deadline for turning in these materials is May 22! Always remember to check the NEBLINE calendar for important upcoming show information and deadlines.

### Pre-district horse show and clinic

The Lancaster County Pre-District Horse Show and Clinic is June 6 and 7 at the Capital City Horse and Pony Club Arena. The clinic begins Saturday with registration at 8:30 a.m. The cost is \$5 for the entire day. The clinic is broken into three sessions which include topics such as pattern work, showmanship, trail, dressage and working pleasure/reining.

The horse show is Sunday, with registration at 11:30 a.m. The cost is \$2 per class. Awards and ribbons are given for every class. For additional information, call Connie Schoneweis at 781-9226 or Ellen at 441-7180. (EK)

Make new friends, develop leadership skills, and get hands-on experience at

# Expo Visions '98

July 8-10

University of Nebraska-Lincoln

Youth ages 13-19 can experience:

- 30 different hands-on learnshops
- 22 career tours and special programs that allow you to expand your interests and explore opportunities
- Visit the Strategic Air Command (SAC), Museum at Mahoney State Park, moonlight dinner and dance aboard The Belle (A riverboat on the Missouri River)

Learnshops provide hands-on experience in a specific topic. Career tours will provide opportunities to help you increase future options in the workplace and expand your understanding of what may lie ahead in various fields.

Registration deadline: Friday, June 19 • Cost: \$140 per person • Need not be a 4-H member to attend. For more information, pick up your ExpoVisions packet from University of Nebraska Cooperative Extension in Lancaster County, 444 Clearcreek Road, Lincoln, NE 68528-1507 or contact Tracy at 441-7180. (TK)

A sampling of 1998 learnshops:

- Now Serving! Building and Hosting Web Pages and Interactive Internet Environments
- Service Learning: Making a Difference in Your Community
- The 21<sup>st</sup> Century How to Survive and Thrive
- Teamwork Through Movement
- Intramural Water Basketball
- Order in the Court
- How to Succeed in College
- Your Future Job May be International



## 4-H & Youth



### NCTA Cattle Fitting Camp

Nebraska College of Technical Agriculture will be holding a cattle fitting camp May 31-June 3 in Curtis, Nebraska. They plan on covering topics about selection, hair care, clipping, feeding, hoof trimming, ethics and showmanship. If you would like to attend this camp, request a registration form from Deanna. Registrations are due May 20. (DL)

### Performance lamb weigh-in

The performance lamb weigh-in and tagging will be Saturday, May 30, 8 a.m. to 12 p.m., in the sheep barn at State Fair Park. Any 4-H'er planning on being in the market lamb performance contest must have their lambs weighed this day. All market lambs or commercial breeding ewes that haven't been tagged must also be brought in. If you have questions, call Deanna at 441-7180. (DL)

### Independent sheep exhibitors

All independent sheep exhibitors are required to bring their market lambs and commercial breeding ewes in to be tagged Saturday, May 30, 8 a.m. to 12 p.m. in the sheep barn at the State Fair Park. If you have any questions or concerns, call Deanna at 441-7180. (DL)

**All animal ID's are due to the extension office by June 15. (DL)**

## 4-H Council positions

Starting date September 1, 1998

Seeking qualified applicants for 4-H Council youth and adult positions in the following geographic areas:

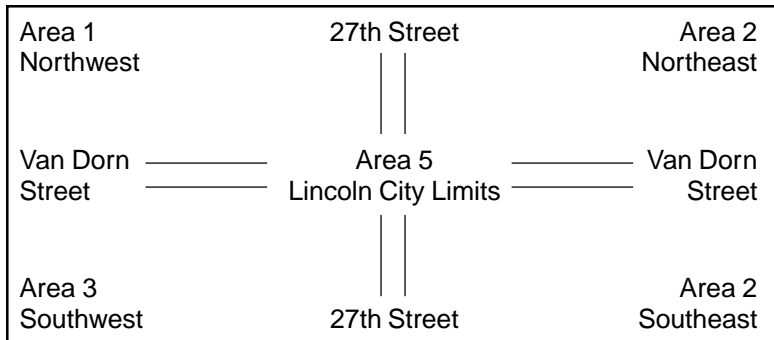
- Northwest—adult
- Northeast—adult & youth
- Southwest—youth
- Southeast—youth
- Lincoln city limits—2 youth
- Lancaster County at large—1 adult

Requirements: Must be concerned with the future of the 4-H program in Lancaster County. Must possess an interest and an understanding of youth and be willing to promote the 4-H program. Applicants must be willing to attend monthly meetings and participate in various committee activities. These are rewarding positions.

SALARY: Base \$0 with 5% increments annually.

BENEFITS: The gratitude of volunteers, parents and 4-H youth throughout the county. In addition, a name tag and 4-H Council T-shirt are provided.

Interested applicants need to contact Lorene for further information and an application form. (LB)



## 4-H CWF car wash

The 4-H CWF group will conduct many car washes throughout the summer to help raise money for their trip to Washington D.C. in 1999. Car washes will be held:

- May 30 at Sam's Club
- June 13 at NBC Bank, 66<sup>th</sup> and O
- August 8 at NBC Bank, 66<sup>th</sup> and O
- September 19 at Sam's Club
- October 3 at NBC Bank, 66<sup>th</sup> and O

Dirty up your cars and we will see you there! (DL)

For information on the following new project entries at county fair, call the extension office. (LB)

- Attention Shoppers
- Six Easy Bites
- Tasty Tidbits
- You're the Chef
- Foodworks

### Notice:

No late animal entries will be accepted for the '98 Lancaster County Fair.

Register by July 10! (LB)

## Mark your calendar!

Thursday, June 25 is the date 4-H members can practice for the Life Skills Judging Contest and receive help with their demonstrations. Learn judging techniques and decision making skills for the Life Skills Judging Contest from 1:00-2:30 p.m. At 2:30 p.m., 4-H members can learn what a demonstration is and how to present it at the fair. If your demonstration is ready, present it and receive help, if needed. Preregistration is not necessary. Contact Tracy if you have any questions. (TK)

## Clothing Level I video

A new video, "Elastic Waist Skirt", has been added to our resource library. Basic skills such as measuring knits and wovens, fabric width, pre-washing, layout, cutting, marking, fitting as you sew, pressing and finishing seams, making a casing, inserting elastic and hemming skirts are covered. It is for beginning sewers in Clothing Level I. Contact Tracy if you are interested in checking it out. (TK)

## Upcoming beef and lamb progress shows

- The 3<sup>rd</sup> Annual Dodge County Market Lamb and Market Beef Progress Show is June 6 at the Dodge County Fairgrounds in Scribner, Nebraska. If you would like more information on this event, call Deanna at 441-7180 or Lowell Peters at (402) 664-3114.
- Saturday, June 13 is the 24<sup>th</sup> Annual Johnson and Nemaha County Beef Progress Show. For more information on this show, call Jim Kite at (402) 274-5823.
- The 12<sup>th</sup> Annual Southeast Community College Lamb Classic is Saturday, June 27 at the Gage County Fairgrounds in Beatrice. For more information, call Mark Goes at (402) 223-2433 or Lynn Schlake at (402) 223-3553. (DL)

## County fair dates

- Lancaster County Fair is July 29-August 2
- Friday, July 17—Demonstrations
- Wednesday, July 22—Style Revue judging
- Monday, July 27—4-H horse show activities begin
- Tuesday, July 28—Static exhibit entries due 4:00-8:00 p.m.
- Wednesday, July 29—Static exhibits judged
- Thursday, July 30—Table Setting Contest, 8:30 a.m.
- Saturday, August 1—Demonstrations

Watch future issues of the NEBLINE for a complete calendar and details. Each 4-H family should receive a Lancaster County Fair Book around May 15. A fair packet will be mailed to all 4-H club leaders and members. (LB)



Community Focus

# Lancaster Event Center update



Civic and community groups, 4-H clubs and FFA chapters interested in knowing more about the Lancaster Event Center project are encouraged to invite a presentation team to upcoming group gatherings. The team will prepare an informational presentation according to individual needs. Content for presentations may include a videotape of the Lancaster County Fair, overview of the Lancaster Event Center, a slide presentation and adequate time for a question and answer session.

The Lancaster Event Center will be a public, year-round, multipurpose facility designed to promote the interest of agriculture, youth and community. Design Associates of Lincoln, Inc. has been selected for architectural/engineering and consulting services. The design will feature a country style to fit into a surrounding rural landscape. The building project is under the board leadership of the Lancaster County Agricultural Society, Inc. The mission of the Lancaster Event Center will be to:

- Promote positive youth development through educational programs.
- Enhance opportunities for multi-generational family interaction.
- Facilitate increased understanding of rural and urban economic interdependence.
- Broaden the range of recreational and cultural programming available in Lancaster County.
- Promote Lancaster County's economic development through regional events that attract visitors to the area from outside Lancaster County.

With a shortage of existing large facilities and a substantial population growth for the area, the Event Center building committee foresees this project bringing tremendous value to the community.

According to a study published by the University of Nebraska-Bureau of Business Research in the February 1997 edition of Business in Nebraska, our area's population growth (Cass, Douglas, Lancaster and Washington) is expected to increase 20.3 percent from 1990-2010. (GB)

To schedule a presentation for your upcoming meeting, please contact the following individuals:

- Ron Snover, 782-2976
- Ron Dowding, 782-8051
- Deb Reddish, 797-2325

# Lancaster County Fair to celebrate 120<sup>th</sup> year

The Lancaster County Agricultural Society, Inc. is a not-for-profit organization founded in 1878 to promote agriculture, youth and community in Lancaster County. (GB)



# IANR celebrating 25th Anniversary

## Nebraska Legislature recognizes IANR contributions

### Legislative Resolution 479 April 7, 1998

WHEREAS the University of Nebraska Institute of Agriculture and Natural Resources (IANR) was established by the Nebraska Legislature in 1973 to replace what had been known since 1909 as the College of Agriculture; and

WHEREAS the Institute of Agriculture and Natural Resources is the primary provider of research, education and outreach programs in Nebraska for the areas of food, agriculture, agribusiness, natural resources, environment and human resources; and

WHEREAS programs of the Institute of Agriculture and Natural Resources contribute directly to improving the economic, social, and environmental well-being of all Nebraskans through programs ranging from farm production to parenting and from nutrition to environmental health; and

WHEREAS the Institute of Agriculture and Natural Resources operates statewide with extension programs in all counties, five district research and extension centers, and strategically located facilities across Nebraska; and

WHEREAS the Institute of Agriculture and Natural Resources works cooperatively and in partnership with state and federal agencies, the state colleges, community colleges, the private sector, and others; and

WHEREAS the Institute of Agriculture and Natural Resources provides focus to programs essential for shaping Nebraska as a leader in the 21<sup>st</sup> Century in the areas of food, agricultural, agribusiness systems, natural resources, and

human resources; and

WHEREAS the Institute of Agriculture and Natural Resources is dedicated to providing the highest quality programs that are ecologically sound, economically viable, socially responsible, and scientifically appropriate; and

WHEREAS the Institute of Agriculture and Natural Resources is now celebrating its 25<sup>th</sup> Anniversary.

**NOW, THEREFORE, BE IT RESOLVED BY THE MEMBERS OF THE NINETY-FIFTH LEGISLATURE OF NEBRASKA, SECOND SESSION:**

1. That the State of Nebraska hereby recognizes the many contributions of the Institute of Agriculture and Natural Resources has made to the economic, social, and environmental well-being of Nebraska during these 25 years.

2. That the Legislature commends the personnel of the Institute of Agriculture and Natural Resources for being responsive and effective in serving Nebraskans throughout the state and encourages the Institute of Agriculture and Natural Resources to continue to provide strong leadership into the 21<sup>st</sup> Century. (GB)

### Significant IANR contributions to Nebraska:

- IANR's reach is truly statewide. Besides UNL's East Campus, IANR faculty work at NU's five research and extension centers across the state; at the Nebraska College of Technical Agriculture in Curtis; at NU affiliated sites at Grand Island, Norfolk and Omaha, and in most Nebraska counties.
- Undergraduate enrollment in the College of Agricultural Sciences and Natural Resources increased 43 percent since 1990. Graduate enrollment jumped 30 percent. More than 70 percent of CASNR grads remain in Nebraska to work.
- The \$20.6 million in grants and contracts that Agricultural Research Division faculty obtained during fiscal '97 represents nearly 51 percent of all grants and contracts the University of Nebraska-Lincoln received for that period.
- The 4-H program reaches over 108,000 Nebraska youth annually.
- NU Cooperative Extension reaches more than 400,000 Nebraskans annually with direct educational contacts.
- IANR research, extension and teaching programs support a \$9 billion annual Nebraska agricultural industry and its land, water and wildlife natural resource base.
- IANR's research and education efforts in human resources and nutrition programs reach Nebraska communities, families and children.
- The Nebraska Forest Service, part of IANR, helps Nebraskans plant at least 2 million trees annually, aids community forestry projects and offers specialized training for volunteer firefighters statewide.
- In 1983, NU became the first U.S. university to establish a Food Processing Center offering both technical and marketing/business development assistance to entrepreneurs and established Nebraska food processing firms.
- NU Cooperative Extension specialists are helping Nebraska meat processors adopt Hazard Analysis Critical Control Points (HACCP), the new food safety plan. (GB)

# Some 1998 Lancaster County Fair highlights:

### Saturday, July 25

Cattle Team Penning, East Arena, 11 a.m.

### Sunday, July 26

Open Class Horse Show, East Arena, 8 a.m.

### Monday, July 27

4-H Horse Shows begin, East Arena, 8 a.m.

### Tuesday, July 28

4-H Horse Shows, East Arena, all day

### Wednesday, July 29

4-H Horse Show Continues  
4-H Shooting Sports, Ag Hall, 2 p.m.  
FAIR OFFICIALLY OPENS, 6 p.m.

4-H Style Revue, 4-H Building, 7 p.m.  
Carnival Opens (evening)

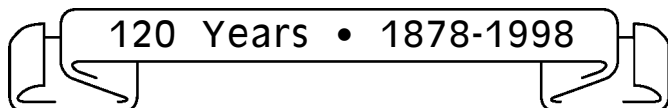
### Thursday, July 30

4-H and Open Class Pigeon and Poultry Shows, 9:30 a.m., Lancaster Building  
4-H Dog Show, 4-H Building Arena, 4 p.m.

continued on page 12



"Celebrating Our Heritage"



July 29 - August 2

**How harmful are high copper levels in water?**

*continued from page 3*

cooking will lower the copper content. Anytime the water in a particular faucet has not been used for an extended period of time, run the water until it becomes as cold as it will get. This could take as little as two minutes or as long as five minutes, depending on your system. Flush each faucet individually before using the water for drinking or cooking. Avoid cooking with or consuming water from hot-water taps. Hot water dissolves copper more readily than cold water.

Water suppliers will be given time to evaluate the situation, develop a plan for copper management and implement that plan. You will need to continue the practice of flushing faucets until the copper management plan has been implemented. (Source: Sharon Skipton, UNL Extension Educator.) (BPO)



**Managing ponds for fish**

*continued from page 5*

nesting. In general, the more intricate the cover is, the more beneficial it will be and the more resistant the cover material is to decomposition, the longer its benefits will last.

**Fishing Pressure**

In ponds that are stocked with a combination of prey and predator species, such as bass and bluegill, fishing pressure and harvest will most often determine the quality of fishing. The key to maintaining a good balance between the species is to limit the harvest of the predator species. One way to accomplish this is to use minimum size limits. A fifteen-inch length limit on largemouth bass should maintain an adequate bass population to control the number of bluegill and still provide quality fishing. Selective harvest is also important in maintaining the bluegill population. While it was once thought that bluegill populations could withstand liberal harvest without harming the population, it has been found that overharvesting actually results in a stunted bluegill population. It takes about six to eight years for a bluegill to reach eight inches in length. Harvesting large numbers of bluegills that are less than six inches in length will not only result in fewer large bluegill, but will result in an increased population of younger, smaller fish.

Having a quality fishery in your pond can provide hours of recreational enjoyment. Taking steps to protect water quality, establish and maintain a desirable fish habitat and control the harvest of fish from your pond will insure that you will have a quality fishery for years to come.

For additional information on establishing and maintaining a quality fishery in your pond contact the Nebraska Game and Parks Commission at (402)471-0641. (SCB)

**Tips for attracting birds**

*continued from page 3*

sound of moving water is magnetic to most wild birds and will draw them from great distances for a cool drink. A mister, dripper, or circulating pump added to a bird bath or pool of fresh water can add the right sound to attract wild birds.

**Element #4: Foliage and Habitat**

Wild birds live in a great variety of habitats. The greater variety or diversity that you create in your backyard can attract more species of wild birds. Offer food, water and nest sites at all levels including:

1. Grass or ground cover (2" to 1')

2. Shrubs (2' to 5')
3. Small trees (5' to 15')
4. Tall trees (15' to 40')

Also consider plants and foliage that produce berries, seeds, fruits, nuts, sap and nectar for year-round food, as well as to provide nesting materials.

Shrubs and trees should be selected that are dense enough to support nests, but so birds can move freely among the branches to escape from predators. Of all the trees and shrubs to select from, your best investment is an evergreen.

Source: Wild Birds Forever (<http://birdsforever.com>) (SE)



**Snakes in the yard**

*continued from page 3*

give birth to 12-40 live young between July and October. These snakes may seem slimy to handlers because they secrete a foul musk when threatened. Unless you are a worm or a frog or other small creature, these snakes are not a threat. Generally speaking, you are more of a threat to them than vice versa. This fact includes pets, which are more likely to kill the snakes than be injured by them.

If you still can't handle the sight of snakes, there are a few things you can do to reduce their presence around your property. First, keep the lawn cut short and clean. Snakes need cover to hunt in and protect themselves. If they don't have places to hide they are less likely to be around. Don't leave wood or brush piles sit in one spot for years on end.

Cut grass short and keep leaves and other debris picked up. Second, repair cracks along your foundation and fill holes around pipes. Snakes only need about a 1/4 inch crack to get inside. Fill the hole before they decide to set up a brood nest there. Third, just because you see a snake on your property doesn't mean you have to kill it. Try to take the opportunity to learn about the snake. Watch him. There is a reason why the snake was evolved that way. To give you a head start, these snakes are designed to hunt creatures living in tight quarters. Can you think of any other reasons why the snake is built the way he is?

(Source: Stephen Vantassel, Wildlife Removal Service, Inc, Springfield, MA) (SE)



**Dollar watch: develop a family spending plan**

*continued from page 7*

1. List all your family income by month. Include take home pay from a job, commissions, child support payments, interest, bonus, etc.

2. Estimate the amount needed to be saved monthly for emergencies and goals you want to achieve.

3. Identify money committed to family expenses. Some expenses are specific amounts paid on specific dates, such as rent or mortgage payments, installment loans, insurance payments, etc.

4. List due dates next to expenses like these.

5. Estimate monthly amounts for expenses that can vary from month to month, such

as gasoline, recreation, and electricity. Past expenditure records can help make these estimates.

6. Account for all expected expenses in steps 2, 3 and 4. Revise and adjust the figures each month as your family's needs and wishes change.

7. Each month record actual expenses, check to see if spent figures are close to what you planned to spend. If some categories need more money, look for ways to adjust in other categories. Determine if there are ways to reduce spending. Sometimes changes in the family lifestyle will be necessary to gain control of living expenses.



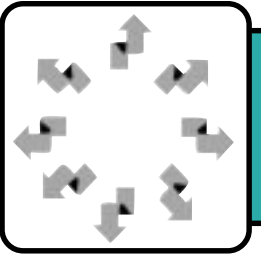
**Teens spending**

American teenagers had a combined income of \$105 billion last year—up \$4 billion from the year before. In a survey of 2025 teens:

- \* 53% of those polled said they got money from parents as needed.
- \* 47% said their cash came from gifts or jobs.
- \* 32% had part-time employment.
- \* 30% got a regular allowance.
- \* 11% had full-time jobs.
- \* 68% said they had savings accounts.

Of \$105 billion income, \$103 billion got spent. Boys spend an average of \$70 a week—\$6 more a week than girls. (LJ)

Miscellaneous



**District Speech Contest results**

Eight 4-H members from Lancaster County qualified at the county speech contest to participate at the district contest. The district contest was held April 18 in Lincoln. In the Public Service Announcement contest, Connie Lemke and Becky Fiala received purples in the intermediate division. In the senior division, Jessica Jones received a purple and Jennifer Vaughn a blue. In the public speaking area, Kelly Sehn received a purple and Bryce Lemke received a blue in the intermediate division. Marta Madsen received a blue and JoHanna Madsen received a purple and was named 2<sup>nd</sup> alternate to state in the senior division. Congratulations to all the local and district speakers for a job well done. If you would like more information on getting involved in 4-H public speaking, call the Lancaster County Extension Office. (DL)



**Clover College**

*continued from page 8*

CLASS SIZE: 15 maximum

AGES: 5-8

INSTRUCTORS: Soni Erickson and Mary Jane McReynolds, extension assistants

**12. Style Revue**

Learn how to model your clothing items. Perfect your modeling technique and learn new styling procedures.

DATE: Wednesday, June 17

TIME: 8:00-10:00 a.m.

FEE: No cost

CLASS SIZE: No limit

AGES: 8 and up

INSTRUCTORS: extension staff

**13. Style Revue**

This is the same as the #12 Style Revue workshop above, but the date and time are different.

DATE: Thursday, June 18

TIME: 12:30-2:30 p.m.

FEE: No cost

CLASS SIZE: No limit

AGES: 8 and up

INSTRUCTORS: extension staff

**1998 Clover College**

**Registration Form**

(one person per form)

**All fees must be paid in full upon registration!**

Name \_\_\_\_\_

Age \_\_\_\_\_ Male \_\_\_\_\_ Female \_\_\_\_\_

Parent Name(s) \_\_\_\_\_

Mailing Address \_\_\_\_\_

City \_\_\_\_\_

State \_\_\_\_\_ Zip \_\_\_\_\_

Daytime Phone Number \_\_\_\_\_

Home Phone Number \_\_\_\_\_

Special Needs \_\_\_\_\_

**I want to enroll in the following summer programs:**

Number	Title	Fee
# _____	_____	\$ _____
# _____	_____	\$ _____
# _____	_____	\$ _____
# _____	_____	\$ _____
# _____	_____	\$ _____
# _____	_____	\$ _____
Total amount paid		\$ _____

- 1 Checks/money orders payable to Lancaster County Extension.
- 2 Bring this form and registration fees or mail this, along with check or money order, to Lancaster County Cooperative Extension at 444 Cherry Creek Road, Lincoln, NE 68528-1507.
- 3 Registrations must be received by **June 12**.

# The NEBLINE

Nebraska Cooperative Extension Newsletter  
Lancaster County

THE NEBLINE is published monthly by the University of Nebraska Cooperative Extension in Lancaster County, 444 Cherrycreek Rd., Lincoln, Nebraska, 68528-1507. Contact Brenda Corder, (402) 441-7180 for more information.



Gary C. Bergman, Extension Educator—Unit Leader

**NOTICE**

All programs and events listed in this newsletter will be held at the Lancaster Extension Education Center unless noted otherwise. Use of commercial and trade names does not imply approval or constitute endorsement by the University of Nebraska Cooperative Extension in Lancaster County.

- Mary Abbott, Extension Assistant
- Lorene Bartos, Extension Educator
- Tina Brown, Americorps Vista Volunteer
- Corey Brubaker, Extension Educator
- Maureen Burson, Extension Educator
- Brenda Corder, Publication & Resource Assistant
- Tom Dorn, Extension Educator
- Soni Ericksen, Extension Assistant
- Arlene Hanna, Extension Assistant
- Alice Henneman, Extension Educator
- Don Janssen, Extension Educator
- LaDeane Jha, Extension Educator
- Ellen Kraft, Extension Assistant
- Tracy Kulm, Extension Assistant
- Deanna Lieneman, Extension Assistant
- Mary Jane McReynolds, Extension Assistant
- Barb Ogg, Extension Educator
- Warder Shires, Extension Educator
- David Smith, Extension Technologist
- Jim Wies, Extension Assistant



# Extension Calendar

All programs and events will be held at the Lancaster Extension Education Center unless otherwise noted.

- May 19**  
Spring Rabbit Clinic ..... 6:00-9:00 p.m.
- May 21**  
Fair Board Meeting ..... 7:30 p.m.  
4-H Rabbit VIPS Meeting ..... 7:00 p.m.
- May 22**  
District & State 4-H Horse Entries Due to Extension Office
- May 23-24**  
Kathy Anderson Horse Clinic—*State Fair Park* ..... 8:30 a.m.-4:00 p.m.
- May 24**  
Nebraska Tower on the Plains Open, Youth & Specials Rabbit Show  
—*State Fair Park* ..... Registration 6:00-8:00 a.m.
- May 28**  
Character Counts! Workshop ..... 8:30 a.m.-12:00 p.m.
- May 30**  
4-H Performance Lamb Tagging Day ..... 8:00 a.m.-2:00 p.m.  
Low Riders 4-H Horse Show—*Capital City Horse & Pony Club* ..... 9:00 a.m.
- May 30-31**  
3 G's Saddle Club 4-H & Open Horse Show—*Beatrice* ..... 9:00 a.m.
- May 31**  
Nemaha County Open Horse Show—*Nemaha County Fairgrounds, Auburn* ..... 10:00 a.m.
- June 1**  
4-H Horse ID Deadline for County Fair
- June 2**  
4-H Council Meeting ..... 7:00 p.m.
- June 6-7**  
Pre-Districts Horse Clinic & Show—*Capital City Horse & Pony Club* ..... Clinic 8:30 a.m.  
..... Show 11:30 a.m.
- June 6-8**  
Camp Counselor Training—*Eastern NE 4-H Center, Gretna*
- June 7**  
4-H Horse Show—*Wahoo* ..... 9:00 a.m.  
Niobrara Horse Show—*Valentine* ..... 10:00 a.m.
- June 8**  
Extension Board Meeting ..... 7:30 p.m.
- June 9**  
PAK 10 Horse Judging Contest—*Skyline Arena, Omaha* ..... 6:30 p.m.
- June 10**  
4-H Horse VIPS Committee Meeting ..... 7:00 p.m.
- June 15**  
4-H Beef, Swine, Dairy Cattle, Goat, Llama, Rabbit & Sheep ID's Due  
Nebraska LEAD Program Applications Due
- June 16-19**  
4-H Clover College
- June 18**  
4-H Rabbit VIPS Committee Meeting ..... 7:00 p.m.  
District Horse Show—*Weeping Water*  
Fair Board Meeting ..... 7:30 p.m.
- June 19**  
Niobrara Horse Show—*Valentine* ..... 10:00 a.m.  
ExpoVisions Registration Due

**Phone numbers:**

- Office (leave message after hours) ..... 441-7180
- After hours ..... 441-7170
- FAX ..... 441-7148
- COMPOSTING HOTLINE ..... 441-7139
- NUFACTS INFORMATION CENTER ..... 441-7188

**OFFICE HOURS: 8 a.m. to 4:30 p.m. Monday-Friday**



## Nebline Feedback

In order to best serve our subscribers, this form will appear in every issue of THE NEBLINE. You can use this form to:

1. Change your address or order a subscription (*please print*)
2. Submit general comments and/or story ideas

Name \_\_\_\_\_

Address \_\_\_\_\_

City \_\_\_\_\_ Zip \_\_\_\_\_

- Order subscription (*free—however, there is an annual \$5 mailing and handling fee for zip codes other than 683—, 684—, 685—, 68003, 68017, and 68065*)
- Change of Address

Comments \_\_\_\_\_

Story Idea(s) \_\_\_\_\_

**Return to:**  
University of Nebraska  
Cooperative Extension in Lancaster County  
444 Cherrycreek Road, Lincoln, Nebraska 68528-1507

### Timing window approaching for control of leafy spurge

*continued from page 4*

reproduces vegetatively, via buds on horizontal roots. This vegetative reproduction can increase the size of the patch by up to four feet per year.

The root system continues to develop for many years after initial establishment, eventually reaching depths of 15 feet or more. Controlling new infestations while the patches are small not only reduces the area to be treated, but the number of times one needs to re-treat the area to catch new seedlings and stems from underground buds is reduced as well.

Apply Tordon 22K at 4 qts/acre to existing plants, plus an extra 10 to 15 feet around the established stand. A follow-up program is necessary for several years to control missed stems and new seedlings.

For more information on Leafy Spurge, ask for NebGuide G87-834-A. This publication may also be found on the internet at [www.ianr.unl.edu/pubs/weeds/](http://www.ianr.unl.edu/pubs/weeds/). (TD)

### Some 1998 Lancaster County Fair highlights

*continued from page 10*

- 4-H and Open Class Craft, Garden and Food Exhibits  
Open for viewing, 10 a.m.  
FREE watermelon feed,  
Youth Complex, 4:30 p.m.
- 4-H Llama Show,  
East Arena, 6 p.m.
- Town Hall Meeting with Legislators, Farmland Building, 7 p.m.
- Carnival, Balloon Buffoon, Clowns, Racing Pigs

**Friday, July 31**

- 4-H, Open Class Livestock Shows, 8 a.m.
- Health Awareness Day, Ag Hall, 9 a.m.-4 p.m.
- Family Barbecue and Ice Cream Social, Youth Complex, 5:30-7 p.m.
- Farm Family Awards, East Arena, 6 p.m.
- Hay Hauling Contest, East Arena, 6:30 p.m.
- Carnival, Balloon Buffoon, Clowns, Racing Pigs, throughout afternoon
- FREE concert, "Karen Breiner & Midnight Express", East Arena, 8:30 p.m.

**Saturday, August 1**

- Families First Day, Ag Hall, 10 a.m.-4 p.m.

- 4-H Dog Agility Show, Coliseum, 8 a.m.
- Petting Zoo, Begins at 9 a.m.
- Bicycle Safety Rodeo, Parking Lot, 9 a.m.
- Big Wheel Race, Ag Hall, 11 a.m.
- Pedal Tractor Pull, Ag Hall, 4 p.m.
- Micro/Mini Tractor Pull, 4-H Building, 4 p.m.
- Carnival, Balloon Buffoon, Clowns, Racing Pigs, throughout afternoon

**Sunday, August 2**

- Open Class Rabbit Show, Lancaster Building, 8 a.m.
- Miniature Horse Show, East Arena, 9 a.m.
- Angora Goat Show, North Arena, 9:30 a.m.
- Open Class Sheep Show, North Arena, noon
- 4-H Leadership Achievement and Recognition Program, 4-H Arena, 1 p.m.
- Carnival and Racing Pigs, throughout afternoon
- Garden Tractor Pull, East Arena, 7 p.m.

*A complete Lancaster County Fair schedule will be featured in the July NEBLINE. (GB)*