

11-9-2007

Search for Production of Single Top Quarks Via t_{cg} and t_{ug} Flavor-Changing-Neutral-Current Couplings

V.M. Abazov

Joint Institute for Nuclear Research, Dubna, Russia

Kenneth A. Bloom

University of Nebraska - Lincoln, kbloom2@unl.edu

Gregory R. Snow

University of Nebraska-Lincoln, gsnow1@unl.edu

D0 Collaboration

Follow this and additional works at: <http://digitalcommons.unl.edu/physicsbloom>



Part of the [Physics Commons](#)

Abazov, V. M.; Bloom, Kenneth A.; Snow, Gregory R.; and Collaboration, D0, "Search for Production of Single Top Quarks Via t_{cg} and t_{ug} Flavor-Changing-Neutral-Current Couplings" (2007). *Kenneth Bloom Publications*. 225.
<http://digitalcommons.unl.edu/physicsbloom/225>

This Article is brought to you for free and open access by the Research Papers in Physics and Astronomy at DigitalCommons@University of Nebraska - Lincoln. It has been accepted for inclusion in Kenneth Bloom Publications by an authorized administrator of DigitalCommons@University of Nebraska - Lincoln.

Search for Production of Single Top Quarks Via t_{cg} and t_{ug} Flavor-Changing-Neutral-Current Couplings

V. M. Abazov,³⁵ B. Abbott,⁷⁵ M. Abolins,⁶⁵ B. S. Acharya,²⁸ M. Adams,⁵¹ T. Adams,⁴⁹ E. Aguilo,⁵ S. H. Ahn,³⁰ M. Ahsan,⁵⁹ G. D. Alexeev,³⁵ G. Alkhazov,³⁹ A. Alton,^{64,*} G. Alverson,⁶³ G. A. Alves,² M. Anastasoae,³⁴ L. S. Ancu,³⁴ T. Andeen,⁵³ S. Anderson,⁴⁵ B. Andrieu,¹⁶ M. S. Anzels,⁵³ Y. Arnaud,¹³ M. Arov,⁵² A. Askew,⁴⁹ B. Åsman,⁴⁰ A. C. S. Assis Jesus,³ O. Atramentov,⁴⁹ C. Autermann,²⁰ C. Avila,⁷ C. Ay,²³ F. Badaud,¹² A. Baden,⁶¹ L. Bagby,⁵² B. Baldin,⁵⁰ D. V. Bandurin,⁵⁹ P. Banerjee,²⁸ S. Banerjee,²⁸ E. Barberis,⁶³ A.-F. Barfuss,¹⁴ P. Bargassa,⁸⁰ P. Baringer,⁵⁸ C. Barnes,⁴³ J. Barreto,² J. F. Bartlett,⁵⁰ U. Bassler,¹⁶ D. Bauer,⁴³ S. Beale,⁵ A. Bean,⁵⁸ M. Begalli,³ M. Begel,⁷¹ C. Belanger-Champagne,⁴⁰ L. Bellantoni,⁵⁰ A. Bellavance,⁶⁷ J. A. Benitez,⁶⁵ S. B. Beri,²⁶ G. Bernardi,¹⁶ R. Bernhard,²² L. Berntzon,¹⁴ I. Bertram,⁴² M. Besançon,¹⁷ R. Beuselinck,⁴³ V. A. Bezzubov,³⁸ P. C. Bhat,⁵⁰ V. Bhatnagar,²⁶ M. Binder,²⁴ C. Biscarat,¹⁹ I. Blackler,⁴³ G. Blazey,⁵² F. Blekman,⁴³ S. Blessing,⁴⁹ D. Bloch,¹⁸ K. Bloom,⁶⁷ A. Boehnlein,⁵⁰ D. Boline,⁶² T. A. Bolton,⁵⁹ E. E. Boos,³⁸ G. Borissov,⁴² K. Bos,³³ T. Bose,⁷⁷ A. Brandt,⁷⁸ R. Brock,⁶⁵ G. Brooijmans,⁷⁰ A. Bross,⁵⁰ D. Brown,⁷⁸ N. J. Buchanan,⁴⁹ D. Buchholz,⁵³ M. Buehler,⁸¹ V. Buescher,²² V. Bunichev,³⁸ S. Burdin,⁵⁰ S. Burke,⁴⁵ T. H. Burnett,⁸² E. Busato,¹⁶ C. P. Buszello,⁴³ J. M. Butler,⁶² P. Calfayan,²⁴ S. Calvet,¹⁴ J. Cammin,⁷¹ S. Caron,³³ W. Carvalho,³ B. C. K. Casey,⁷⁷ N. M. Cason,⁵⁵ H. Castilla-Valdez,³² S. Chakrabarti,¹⁷ D. Chakraborty,⁵² K. Chan,⁵ K. M. Chan,⁷¹ A. Chandra,⁴⁸ F. Charles,¹⁸ E. Cheu,⁴⁵ F. Chevallier,¹³ D. K. Cho,⁶² S. Choi,³¹ B. Choudhary,²⁷ L. Christofek,⁷⁷ T. Christoudias,⁴³ D. Claes,⁶⁷ B. Clément,¹⁸ C. Clément,⁴⁰ Y. Coadou,⁵ M. Cooke,⁸⁰ W. E. Cooper,⁵⁰ M. Corcoran,⁸⁰ F. Couderc,¹⁷ M.-C. Cousinou,¹⁴ B. Cox,⁴⁴ S. Crépe-Renaudin,¹³ D. Cutts,⁷⁷ M. Ćwiok,²⁹ H. da Motta,² A. Das,⁶² B. Davies,⁴² G. Davies,⁴³ K. De,⁷⁸ P. de Jong,³³ S. J. de Jong,³⁴ E. De La Cruz-Burelo,⁶⁴ C. De Oliveira Martins,³ J. D. Degenhardt,⁶⁴ F. Déliot,¹⁷ M. Demarteau,⁵⁰ R. Demina,⁷¹ D. Denisov,⁵⁰ S. P. Denisov,³⁸ S. Desai,⁵⁰ H. T. Diehl,⁵⁰ M. Diesburg,⁵⁰ M. Doidge,⁴² A. Dominguez,⁶⁷ H. Dong,⁷² L. V. Dudko,³⁷ L. Duflot,¹⁵ S. R. Dugad,²⁸ D. Duggan,⁴⁹ A. Duperrin,¹⁴ J. Dyer,⁶⁵ A. Dyshkant,⁵² M. Eads,⁶⁷ D. Edmunds,⁶⁵ J. Ellison,⁴⁸ V. D. Elvira,⁵⁰ Y. Enari,⁷⁷ S. Eno,⁶¹ P. Ermolov,³⁷ H. Evans,⁵⁴ A. Evdokimov,³⁶ V. N. Evdokimov,³⁸ A. V. Ferapontov,⁵⁹ T. Ferbel,⁷¹ F. Fiedler,²⁴ F. Filthaut,³⁴ W. Fisher,⁵⁰ H. E. Fisk,⁵⁰ M. Ford,⁴⁴ M. Fortner,⁵² H. Fox,²² S. Fu,⁵⁰ S. Fuess,⁵⁰ T. Gadfort,⁸² C. F. Galea,³⁴ E. Gallas,⁵⁰ E. Galyaev,⁵⁵ C. Garcia,⁷¹ A. Garcia-Bellido,⁸² V. Gavrilov,³⁶ P. Gay,¹² W. Geist,¹⁸ D. Gelé,¹⁸ C. E. Gerber,⁵¹ Y. Gershtein,⁴⁹ D. Gillberg,⁵ G. Ginter,⁷¹ N. Gollub,⁴⁰ B. Gómez,⁷ A. Goussiou,⁵⁵ P. D. Grannis,⁷² H. Greenlee,⁵⁰ Z. D. Greenwood,⁶⁰ E. M. Gregores,⁴ G. Grenier,¹⁹ Ph. Gris,¹² J.-F. Grivaz,¹⁵ A. Grohsjean,²⁴ S. Grünendahl,⁵⁰ M. W. Grünwald,²⁹ F. Guo,⁷² J. Guo,⁷² G. Gutierrez,⁵⁰ P. Gutierrez,⁷⁵ A. Haas,⁷⁰ N. J. Hadley,⁶¹ P. Haefner,²⁴ S. Hagopian,⁴⁹ J. Haley,⁶⁸ I. Hall,⁷⁵ R. E. Hall,⁴⁷ L. Han,⁶ K. Hanagaki,⁵⁰ P. Hansson,⁴⁰ K. Harder,⁴⁴ A. Harel,⁷¹ R. Harrington,⁶³ J. M. Hauptman,⁵⁷ R. Hauser,⁶⁵ J. Hays,⁴³ T. Hebbeker,²⁰ D. Hedin,⁵² J. G. Hegeman,³³ J. M. Heinmiller,⁵¹ A. P. Heinson,⁴⁸ U. Heintz,⁶² C. Hensel,⁵⁸ K. Herner,⁷² G. Hesketh,⁶³ M. D. Hildreth,⁵⁵ R. Hirosky,⁸¹ J. D. Hobbs,⁷² B. Hoeneisen,¹¹ H. Hoeth,²⁵ M. Hohlfield,¹⁵ S. J. Hong,³⁰ R. Hooper,⁷⁷ P. Houben,³³ Y. Hu,⁷² Z. Hubacek,⁹ V. Hynek,⁸ I. Iashvili,⁶⁹ R. Illingworth,⁵⁰ A. S. Ito,⁵⁰ S. Jabeen,⁶² M. Jaffré,¹⁵ S. Jain,⁷⁵ K. Jakobs,²² C. Jarvis,⁶¹ A. Jenkins,⁴³ R. Jesik,⁴³ K. Johns,⁴⁵ C. Johnson,⁷⁰ M. Johnson,⁵⁰ A. Jonckheere,⁵⁰ P. Jonsson,⁴³ A. Juste,⁵⁰ D. Käfer,²⁰ S. Kahn,⁷³ E. Kajfasz,¹⁴ A. M. Kalinin,³⁵ J. M. Kalk,⁶⁰ J. R. Kalk,⁶⁵ S. Kappler,²⁰ D. Karmanov,³⁷ J. Kasper,⁶² P. Kasper,⁵⁰ I. Katsanos,⁷⁰ D. Kau,⁴⁹ R. Kaur,²⁶ R. Kehoe,⁷⁹ S. Kermiche,¹⁴ N. Khalatyan,⁶² A. Khanov,⁷⁶ A. Kharchilava,⁶⁹ Y. M. Kharzheev,³⁵ D. Khatidze,⁷⁰ H. Kim,³¹ T. J. Kim,³⁰ M. H. Kirby,³⁴ B. Klima,⁵⁰ J. M. Kohli,²⁶ J.-P. Konrath,²² M. Kopal,⁷⁵ V. M. Korablev,³⁸ J. Kotcher,⁷³ B. Kothari,⁷⁰ A. Koubarovsky,³⁷ A. V. Kozelov,³⁸ D. Krop,⁵⁴ A. Kryemadhi,⁸¹ T. Kuhl,²³ A. Kumar,⁶⁹ S. Kunori,⁶¹ A. Kupco,¹⁰ T. Kurča,¹⁹ J. Kvita,⁸ D. Lam,⁵⁵ S. Lammers,⁷⁰ G. Landsberg,⁷⁷ J. Lazoflores,⁴⁹ P. Lebrun,¹⁹ W. M. Lee,⁵⁰ A. Leflat,³⁷ F. Lehner,⁴¹ V. Lesne,¹² J. Leveque,⁴⁵ P. Lewis,⁴³ J. Li,⁷⁸ L. Li,⁴⁸ Q. Z. Li,⁵⁰ S. M. Lietti,⁴ J. G. R. Lima,⁵² D. Lincoln,⁵⁰ J. Linnemann,⁶⁵ V. V. Lipaev,³⁸ R. Lipton,⁵⁰ Z. Liu,⁵ L. Lobo,⁴³ A. Lobodenko,³⁹ M. Lokajicek,¹⁰ A. Lounis,¹⁸ P. Love,⁴² H. J. Lubatti,⁸² M. Lynker,⁵⁵ A. L. Lyon,⁵⁰ A. K. A. Maciel,² R. J. Madaras,⁴⁶ P. Mättig,²⁵ C. Magass,²⁰ A. Magerkurth,⁶⁴ N. Makovec,¹⁵ P. K. Mal,⁵⁵ H. B. Malbouisson,³ S. Malik,⁶⁷ V. L. Malyshev,³⁵ H. S. Mao,⁵⁰ Y. Maravin,⁵⁹ B. Martin,¹³ R. McCarthy,⁷² A. Melnitchouk,⁶⁶ A. Mendes,¹⁴ L. Mendoza,⁷ P. G. Mercadante,⁴ M. Merkin,³⁷ K. W. Merritt,⁵⁰ A. Meyer,²⁰ J. Meyer,²¹ M. Michaut,¹⁷ H. Miettinen,⁸⁰ T. Millet,¹⁹ J. Mitrevski,⁷⁰ J. Molina,³ R. K. Mommsen,⁴⁴ N. K. Mondal,²⁸ J. Monk,⁴⁴ R. W. Moore,⁵ T. Moulik,⁵⁸ G. S. Muanza,¹⁹ M. Mulders,⁵⁰ M. Mulhearn,⁷⁰ O. Mundal,²² L. Mundim,³ E. Nagy,¹⁴ M. Naimuddin,⁵⁰ M. Narain,⁷⁷ N. A. Naumann,³⁴ H. A. Neal,⁶⁴ J. P. Negret,⁷ P. Neustroev,³⁹ H. Nilsen,²² C. Noeding,²² A. Nomerotski,⁵⁰ S. F. Novaes,⁴ T. Nunnemann,²⁴ V. O'Dell,⁵⁰ D. C. O'Neil,⁵ G. Obrant,³⁹ C. Ochando,¹⁵ V. Oguri,³ N. Oliveira,³ D. Onoprienko,⁵⁹ N. Oshima,⁵⁰ J. Osta,⁵⁵

R. Otec,⁹ G. J. Otero y Garzón,⁵¹ M. Owen,⁴⁴ P. Padley,⁸⁰ M. Pangilinan,⁶² N. Parashar,⁵⁶ S.-J. Park,⁷¹ S. K. Park,³⁰ J. Parsons,⁷⁰ R. Partridge,⁷⁷ N. Parua,⁷² A. Patwa,⁷³ G. Pawloski,⁸⁰ P. M. Perea,⁴⁸ M. Perfilov,³⁸ K. Peters,⁴⁴ Y. Peters,²⁵ P. Pétrouff,¹⁵ M. Petteni,⁴³ R. Piegaia,¹ J. Piper,⁶⁵ M.-A. Pleier,²¹ P. L. M. Podesta-Lerma,^{32,†} V. M. Podstavkov,⁵⁰ Y. Pogorelov,⁵⁵ M.-E. Pol,² A. Pompoš,⁷⁵ B. G. Pope,⁶⁵ A. V. Popov,³⁸ C. Potter,⁵ W. L. Prado da Silva,³ H. B. Prosper,⁴⁹ S. Protopopescu,⁷³ J. Qian,⁶⁴ A. Quadt,²¹ B. Quinn,⁶⁶ M. S. Rangel,² K. J. Rani,²⁸ K. Ranjan,²⁷ P. N. Ratoff,⁴² P. Renkel,⁷⁹ S. Reucroft,⁶³ M. Rijssenbeek,⁷² I. Ripp-Baudot,¹⁸ F. Rizatdinova,⁷⁶ S. Robinson,⁴³ R. F. Rodrigues,³ C. Royon,¹⁷ P. Rubinov,⁵⁰ R. Ruchti,⁵⁵ G. Sajot,¹³ A. Sánchez-Hernández,³² M. P. Sanders,¹⁶ A. Santoro,³ G. Savage,⁵⁰ L. Sawyer,⁶⁰ T. Scanlon,⁴³ D. Schaile,²⁴ R. D. Schamberger,⁷² Y. Scheglov,³⁹ H. Schellman,⁵³ P. Schieferdecker,²⁴ C. Schmitt,²⁵ C. Schwanenberger,⁴⁴ A. Schwartzman,⁶⁸ R. Schwienhorst,⁶⁵ J. Sekaric,⁴⁹ S. Sengupta,⁴⁹ H. Severini,⁷⁵ E. Shabalina,⁵¹ M. Shamim,⁵⁹ V. Shary,¹⁷ A. A. Shchukin,³⁸ R. K. Shivpuri,²⁷ D. Shpakov,⁵⁰ V. Siccardi,¹⁸ R. A. Sidwell,⁵⁹ V. Simak,⁹ V. Sirotenko,⁵⁰ P. Skubic,⁷⁵ P. Slattery,⁷¹ D. Smirnov,⁵⁵ R. P. Smith,⁵⁰ G. R. Snow,⁶⁷ J. Snow,⁷⁴ S. Snyder,⁷³ S. Söldner-Rembold,⁴⁴ L. Sonnenschein,¹⁶ A. Sopczak,⁴² M. Sosebee,⁷⁸ K. Soustruznik,⁸ M. Souza,² B. Spurlock,⁷⁸ J. Stark,¹³ J. Steele,⁶⁰ V. Stolin,³⁶ A. Stone,⁵¹ D. A. Stoyanova,³⁸ J. Strandberg,⁶⁴ S. Strandberg,⁴⁰ M. A. Strang,⁶⁹ M. Strauss,⁷⁵ R. Ströhmer,²⁴ D. Strom,⁵³ M. Strovink,⁴⁶ L. Stutte,⁵⁰ S. Sumowidagdo,⁴⁹ P. Svoisky,⁵⁵ A. Sznajder,³ M. Talby,¹⁴ P. Tamburello,⁴⁵ W. Taylor,⁵ P. Telford,⁴⁴ J. Temple,⁴⁵ B. Tiller,²⁴ F. Tissandier,¹² M. Titov,²² V. V. Tokmenin,³⁵ M. Tomoto,⁵⁰ T. Toole,⁶¹ I. Torchiani,²² T. Trefzger,²³ S. Trincz-Duvoid,¹⁶ D. Tsybychev,⁷² B. Tuchming,¹⁷ C. Tully,⁶⁸ P. M. Tuts,⁷⁰ R. Unalan,⁶⁵ L. Uvarov,³⁹ S. Uvarov,³⁹ S. Uzunyan,⁵² B. Vachon,⁵ P. J. van den Berg,³³ B. van Eijk,³⁵ R. Van Kooten,⁵⁴ W. M. van Leeuwen,³³ N. Varelas,⁵¹ E. W. Varnes,⁴⁵ A. Vartapetian,⁷⁸ I. A. Vasilyev,³⁸ M. Vaupel,²⁵ P. Verdier,¹⁹ L. S. Vertogradov,³⁵ M. Verzocchi,⁵⁰ F. Villeneuve-Seguiet,⁴³ P. Vint,⁴³ J.-R. Vlimant,¹⁶ E. Von Toerne,⁵⁹ M. Voutilainen,^{67,‡} M. Vreeswijk,³³ H. D. Wahl,⁴⁹ L. Wang,⁶¹ M. H. L. S. Wang,⁵⁰ J. Warchol,⁵⁵ G. Watts,⁸² M. Wayne,⁵⁵ G. Weber,²³ M. Weber,⁵⁰ H. Weerts,⁶⁵ A. Wenger,^{22,§} N. Vermes,²¹ M. Wetstein,⁶¹ A. White,⁷⁸ D. Wicke,²⁵ G. W. Wilson,⁵⁸ S. J. Wimpenny,⁴⁸ M. Wobisch,⁵⁰ D. R. Wood,⁶³ T. R. Wyatt,⁴⁴ Y. Xie,⁷⁷ S. Yacoob,⁵³ R. Yamada,⁵⁰ M. Yan,⁶¹ T. Yasuda,⁵⁰ Y. A. Yatsunenko,³⁵ K. Yip,⁷³ H. D. Yoo,⁷⁷ S. W. Youn,⁵³ C. Yu,¹³ J. Yu,⁷⁸ A. Yurkewicz,⁷² A. Zatserklyaniy,⁵² C. Zeitnitz,²⁵ D. Zhang,⁵⁰ T. Zhao,⁸² B. Zhou,⁶⁴ J. Zhu,⁷² M. Zielinski,⁷¹ D. Zieminska,⁵⁴ A. Zieminski,⁵⁴ V. Zutshi,⁵² and E. G. Zverev³⁷

(D0 Collaboration)

¹Universidad de Buenos Aires, Buenos Aires, Argentina²LAFEX, Centro Brasileiro de Pesquisas Físicas, Rio de Janeiro, Brazil³Universidade do Estado do Rio de Janeiro, Rio de Janeiro, Brazil⁴Instituto de Física Teórica, Universidade Estadual Paulista, São Paulo, Brazil⁵University of Alberta, Edmonton, Alberta, Canada,

Simon Fraser University, Burnaby, British Columbia, Canada,

York University, Toronto, Ontario, Canada,

and McGill University, Montreal, Quebec, Canada

⁶University of Science and Technology of China, Hefei, People's Republic of China⁷Universidad de los Andes, Bogotá, Colombia⁸Center for Particle Physics, Charles University, Prague, Czech Republic⁹Czech Technical University, Prague, Czech Republic¹⁰Center for Particle Physics, Institute of Physics, Academy of Sciences of the Czech Republic, Prague, Czech Republic¹¹Universidad San Francisco de Quito, Quito, Ecuador¹²Laboratoire de Physique Corpusculaire, IN2P3-CNRS, Université Blaise Pascal, Clermont-Ferrand, France¹³Laboratoire de Physique Subatomique et de Cosmologie, IN2P3-CNRS, Université de Grenoble 1, Grenoble, France¹⁴CPPM, IN2P3-CNRS, Université de la Méditerranée, Marseille, France¹⁵Laboratoire de l'Accélérateur Linéaire, IN2P3-CNRS et Université Paris-Sud, Orsay, France¹⁶LPNHE, IN2P3-CNRS, Universités Paris VI and VII, Paris, France¹⁷DAPNIA/Service de Physique des Particules, CEA, Saclay, France¹⁸IPHC, IN2P3-CNRS, Université Louis Pasteur, Strasbourg, France, and Université de Haute Alsace, Mulhouse, France¹⁹IPNL, Université Lyon 1, CNRS/IN2P3, Villeurbanne, France and Université de Lyon, Lyon, France²⁰III. Physikalisches Institut A, RWTH Aachen, Aachen, Germany²¹Physikalisches Institut, Universität Bonn, Bonn, Germany²²Physikalisches Institut, Universität Freiburg, Freiburg, Germany²³Institut für Physik, Universität Mainz, Mainz, Germany²⁴Ludwig-Maximilians-Universität München, München, Germany

- ²⁵*Fachbereich Physik, University of Wuppertal, Wuppertal, Germany*
²⁶*Panjab University, Chandigarh, India*
²⁷*Delhi University, Delhi, India*
²⁸*Tata Institute of Fundamental Research, Mumbai, India*
²⁹*University College Dublin, Dublin, Ireland*
³⁰*Korea Detector Laboratory, Korea University, Seoul, Korea*
³¹*SungKyunKwan University, Suwon, Korea*
³²*CINVESTAV, Mexico City, Mexico*
³³*FOM-Institute NIKHEF and University of Amsterdam/NIKHEF, Amsterdam, The Netherlands*
³⁴*Radboud University Nijmegen/NIKHEF, Nijmegen, The Netherlands*
³⁵*Joint Institute for Nuclear Research, Dubna, Russia*
³⁶*Institute for Theoretical and Experimental Physics, Moscow, Russia*
³⁷*Moscow State University, Moscow, Russia*
³⁸*Institute for High Energy Physics, Protvino, Russia*
³⁹*Petersburg Nuclear Physics Institute, St. Petersburg, Russia*
⁴⁰*Lund University, Lund, Sweden, Royal Institute of Technology and Stockholm University, Stockholm, Sweden, and Uppsala University, Uppsala, Sweden*
⁴¹*Physik Institut der Universität Zürich, Zürich, Switzerland*
⁴²*Lancaster University, Lancaster, United Kingdom*
⁴³*Imperial College, London, United Kingdom*
⁴⁴*University of Manchester, Manchester, United Kingdom*
⁴⁵*University of Arizona, Tucson, Arizona 85721, USA*
⁴⁶*Lawrence Berkeley National Laboratory and University of California, Berkeley, California 94720, USA*
⁴⁷*California State University, Fresno, California 93740, USA*
⁴⁸*University of California, Riverside, California 92521, USA*
⁴⁹*Florida State University, Tallahassee, Florida 32306, USA*
⁵⁰*Fermi National Accelerator Laboratory, Batavia, Illinois 60510, USA*
⁵¹*University of Illinois at Chicago, Chicago, Illinois 60607, USA*
⁵²*Northern Illinois University, DeKalb, Illinois 60115, USA*
⁵³*Northwestern University, Evanston, Illinois 60208, USA*
⁵⁴*Indiana University, Bloomington, Indiana 47405, USA*
⁵⁵*University of Notre Dame, Notre Dame, Indiana 46556, USA*
⁵⁶*Purdue University Calumet, Hammond, Indiana 46323, USA*
⁵⁷*Iowa State University, Ames, Iowa 50011, USA*
⁵⁸*University of Kansas, Lawrence, Kansas 66045, USA*
⁵⁹*Kansas State University, Manhattan, Kansas 66506, USA*
⁶⁰*Louisiana Tech University, Ruston, Louisiana 71272, USA*
⁶¹*University of Maryland, College Park, Maryland 20742, USA*
⁶²*Boston University, Boston, Massachusetts 02215, USA*
⁶³*Northeastern University, Boston, Massachusetts 02115, USA*
⁶⁴*University of Michigan, Ann Arbor, Michigan 48109, USA*
⁶⁵*Michigan State University, East Lansing, Michigan 48824, USA*
⁶⁶*University of Mississippi, University, Mississippi 38677, USA*
⁶⁷*University of Nebraska, Lincoln, Nebraska 68588, USA*
⁶⁸*Princeton University, Princeton, New Jersey 08544, USA*
⁶⁹*State University of New York, Buffalo, New York 14260, USA*
⁷⁰*Columbia University, New York, New York 10027, USA*
⁷¹*University of Rochester, Rochester, New York 14627, USA*
⁷²*State University of New York, Stony Brook, New York 11794, USA*
⁷³*Brookhaven National Laboratory, Upton, New York 11973, USA*
⁷⁴*Langston University, Langston, Oklahoma 73050, USA*
⁷⁵*University of Oklahoma, Norman, Oklahoma 73019, USA*
⁷⁶*Oklahoma State University, Stillwater, Oklahoma 74078, USA*
⁷⁷*Brown University, Providence, Rhode Island 02912, USA*
⁷⁸*University of Texas, Arlington, Texas 76019, USA*
⁷⁹*Southern Methodist University, Dallas, Texas 75275, USA*
⁸⁰*Rice University, Houston, Texas 77005, USA*
⁸¹*University of Virginia, Charlottesville, Virginia 22901, USA*
⁸²*University of Washington, Seattle, Washington 98195, USA*

(Received 5 February 2007; published 6 November 2007)

We search for the production of single top quarks via flavor-changing-neutral-current couplings of a gluon to the top quark and a charm (c) or up (u) quark. We analyze 230 pb^{-1} of lepton + jets data from $p\bar{p}$ collisions at a center of mass energy of 1.96 TeV collected by the D0 detector at the Fermilab Tevatron Collider. We observe no significant deviation from standard model predictions, and hence set upper limits on the anomalous coupling parameters κ_g^c/Λ and κ_g^u/Λ , where κ_g define the strength of tcg and tug couplings, and Λ defines the scale of new physics. The limits at 95% C.L. are $\kappa_g^c/\Lambda < 0.15 \text{ TeV}^{-1}$ and $\kappa_g^u/\Lambda < 0.037 \text{ TeV}^{-1}$.

DOI: 10.1103/PhysRevLett.99.191802

PACS numbers: 14.65.Ha, 11.30.Hv, 13.85.Rm, 14.70.Dj

Top quarks were discovered in 1995 by the CDF and D0 collaborations [1] at the Fermilab Tevatron Collider in $t\bar{t}$ pair production involving strong interactions. The standard model (SM) also predicts the production of single top quarks via electroweak exchange of a W boson with cross sections of 0.88 pb in the s channel (tb) and 1.98 pb in the t channel (tqb) [2]. At the 95% C.L., limits set by D0 are 6.4 pb on the s channel cross section and 5.0 pb on the t channel cross section [3], and those set by CDF are 13.6 pb and 10.1 pb, respectively [4]. D0 recently reported evidence for the production of single top quarks at significance of 3.4 standard deviations [5].

Since the top quark's discovery, several precision measurements have been made of its properties. Its large mass close to the electroweak symmetry-breaking scale suggests that any anomalous coupling could possibly be first observed in the top quark sector. One form of anomalous couplings can give rise to a single top quark in the final state through flavor-changing-neutral-current (FCNC) interactions with a charm or an up quark, involving the exchange of a photon, a Z boson, or a gluon [6,7]. Although such interactions can be produced by higher-order radiative corrections in the SM, the effect is too small to be observed [8]. Any observable signal indicating the presence of such couplings would be evidence of physics beyond the SM and would shed additional light on flavor physics in the top quark sector.

At present, strong constraints exist for FCNC processes via a photon or a Z boson exchange [9–11] from studies of both the production and decay of top quarks. In this Letter, we present a search for the production of single top quarks via FCNC couplings of a gluon to the top quark in data collected from $p\bar{p}$ collisions at $\sqrt{s} = 1.96 \text{ TeV}$ using the D0 detector. This is the first search of its kind at hadron colliders. We consider top quark production rather than decay, since the former is more sensitive to the anomalous couplings (κ_g) involving the gluon [12]. To date, the best constraints on these processes are from the DESY ep Collider (HERA): $\kappa_g/\Lambda < 0.4 \text{ TeV}^{-1}$, at 95% C.L. [13], where Λ is the new physics cutoff scale.

We consider events where the top quark decays into a b quark and a W boson, and the latter subsequently decays leptonically ($W \rightarrow \ell\nu$, where $\ell = e, \mu$ or τ , with the τ decaying to either an electron or a muon, and two neutrinos). This gives rise to an event with a charged lepton of high transverse momentum (p_T), significant missing trans-

verse energy (\cancel{E}_T) from the neutrinos, and at least two jets, one that is a b -quark jet (from the top quark decay), and the other from a c quark, u quark, or a gluon. Displaced secondary vertices are used to identify b jets [3]. The largest physics backgrounds to these events are from SM production of W + jets and $t\bar{t}$, along with smaller contributions from SM production of single top quarks (tb and tqb) and dibosons (WW and WZ). An additional source of background is from multijet events in which a jet is incorrectly identified as an electron or in which a muon from a heavy flavor decay appears isolated.

The D0 detector is described elsewhere [14]. We use the same data set, basic event selections and background modeling as in our SM single top quark search [3]; however, since the FCNC signal processes have only one b quark in the final state, we consider here events with only one b -tagged jet. In addition, we include here the SM single top quark processes (tb and tqb) in the background model. The data were recorded between August 2002 and March 2004 with a total integrated luminosity of $230 \pm 15 \text{ pb}^{-1}$ [15] and were collected using a trigger that required a reconstructed jet and an electromagnetic energy cluster in the electron channel, or a jet and a muon in the muon channel.

We model the FCNC signal kinematics using a parton-level leading order (LO) matrix element event generator COMPHEP [16]. All vertices involving the top quark, a charm or an up quark, and the gluon are taken into account. Representative $2 \rightarrow 2$ Feynman diagrams are shown in Fig. 1. Decays of the top quark and W boson are done in

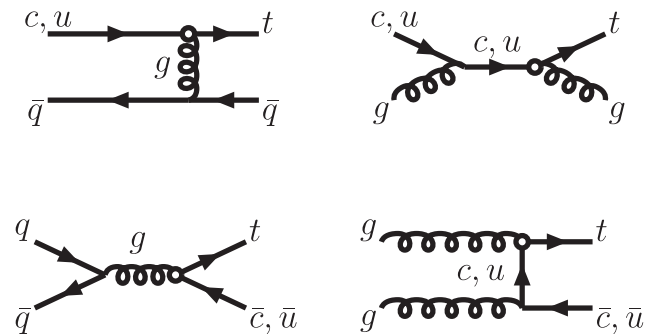


FIG. 1. Representative $2 \rightarrow 2$ Feynman diagrams for single top quark production through flavor-changing neutral currents involving the gluon.

TABLE I. The production cross sections of single top quarks through a gluon exchange in $p\bar{p}$ collisions at $\sqrt{s} = 1.96$ TeV for different values of κ_g/Λ , as obtained from COMPHEP and scaled to NLO by a K factor of 1.6.

κ_g/Λ [TeV $^{-1}$]	$\sigma(t)$ [pb]	
	tcg ($\kappa_g^u = 0$)	tug ($\kappa_g^c = 0$)
0.01	0.05	0.88
0.03	0.45	7.92
0.07	2.40	42.61
0.11	5.86	104.78

COMPHEP to take into account all spin-dependent effects. The effects of FCNC couplings are parametrized in a model-independent way via an effective Lagrangian [12] that is a linear function of the factor κ_g/Λ . The production cross section of single top quarks thus depends quadratically on κ_g/Λ , and for certain values of κ_g/Λ can be significantly larger than that in the SM, as shown in Table I. The cross sections are evaluated at a top quark mass of $m_t = 175$ GeV, with the factorization and renormalization scales set to $Q^2 = m_t^2$. The LO cross sections are scaled to next-to-leading (NLO) order by a K factor (NLO/LO cross section ratio) of 1.6 [17].

The effect of FCNC couplings on the top quark decay is negligible for $\kappa_g/\Lambda \lesssim 0.2$ TeV $^{-1}$ [12]. In this range of κ_g/Λ , it is therefore safe to assume that the top quark decays into a W boson and a b quark with a branching fraction close to unity, as in the standard model, and hence, the cross section $\sigma(t)$ multiplied by the branching fraction for the process $t \rightarrow Wb \rightarrow \ell\nu b$ would also depend quadratically on κ_g/Λ . We may therefore model the shapes of the signal kinematic variables at any one value of κ_g/Λ and scale the distributions appropriately to obtain them at any other value. We choose that value of κ_g/Λ to be 0.03 TeV $^{-1}$ in COMPHEP and generate two sets of signal events: one for the tcg process only, in which κ_g^u is set to zero, and the other for the tug process only, in which κ_g^c is set to zero.

The parton-level samples from COMPHEP are processed with PYTHIA [18] for fragmentation, hadronization, and modeling of the underlying event, using the CTEQ5L [19] parton distribution functions. We use TAUOLA [20] for the

TABLE II. Summary of event selections.

	Electron channel	Muon channel
Lepton	$E_T > 15$ GeV $ \eta < 1.1$	$p_T > 15$ GeV $ \eta < 2.0$
\cancel{E}_T	$15 < \cancel{E}_T < 200$ GeV	
Jets	2, 3 or 4 jets, $E_T > 15$ GeV, $ \eta < 3.4$ $E_T(\text{jet1}) > 25$ GeV, $ \eta(\text{jet1}) < 2.5$ Exactly one b -tagged jet	

TABLE III. Event yields after all selections for the electron and muon channels. The signal yields are evaluated at $\kappa_g/\Lambda = 0.03$ TeV $^{-1}$. The yields for $t\bar{t}$ include both lepton + jets and dilepton final states, and those from W + jets also include the diboson backgrounds.

Source	Electron channel	Muon channel
tcg	0.6 ± 0.2	0.6 ± 0.2
tug	8.4 ± 2.1	9.8 ± 2.7
SM single top ($tb + tqb$)	6.4 ± 1.4	6.1 ± 1.4
$t\bar{t}$	31.8 ± 6.9	31.4 ± 7.0
W + jets	84.6 ± 10.2	76.8 ± 8.5
Multijets	13.7 ± 4.3	17.2 ± 1.5
Total SM background	136.5 ± 13.4	131.5 ± 12.7
Observed no. of events	134	118

tau lepton decays and EVTGEN [21] for the b -hadron decays. The generated events are processed through a GEANT-based [22] simulation of the D0 detector, and normalized to the NLO cross sections for $\kappa_g/\Lambda = 0.03$ TeV $^{-1}$. For the backgrounds, the Monte Carlo (MC) simulated samples are generated and normalized as described in Ref. [3].

The event selections [3] applied to the simulated signals and backgrounds and to the D0 data are summarized in Table II. The resulting numbers of events from all samples, along with their systematic uncertainties described later, are shown in Table III. We find that the observed numbers of events agree with the predicted numbers for the SM backgrounds within uncertainties in both the electron and muon channels, and that the FCNC signals are a tiny fraction. We therefore construct multivariate discriminants using neural networks to separate the expected signal from the background and enhance the sensitivity.

TABLE IV. Input variables used in the neural network analysis.

$p_T(\text{jet1})$	Transverse momentum of the leading jet
$p_T(\text{jet1}_{\text{tagged}})$	Transverse momentum of the b -tagged jet
$\eta(\text{lepton})$	Pseudorapidity [24] of the lepton
\cancel{E}_T	Missing transverse energy
$p_T(\text{jet1, jet2})$	Transverse momentum of the two leading jets
$H_T(\text{jet1, jet2})$	Scalar sum of the transverse momenta of the two leading jets
$p_T(W)$	Transverse momentum of the reconstructed W boson
$M(W, \text{jet1}_{\text{tagged}})$	Invariant mass of the reconstructed top quark using the W boson [25] and the b -tagged jet
$M(\text{all jets})$	Invariant mass of all jets
$\cos(\text{jet1, lepton})_{\text{lab}}$	Cosine of the angle between the leading jet and lepton in the laboratory frame of reference

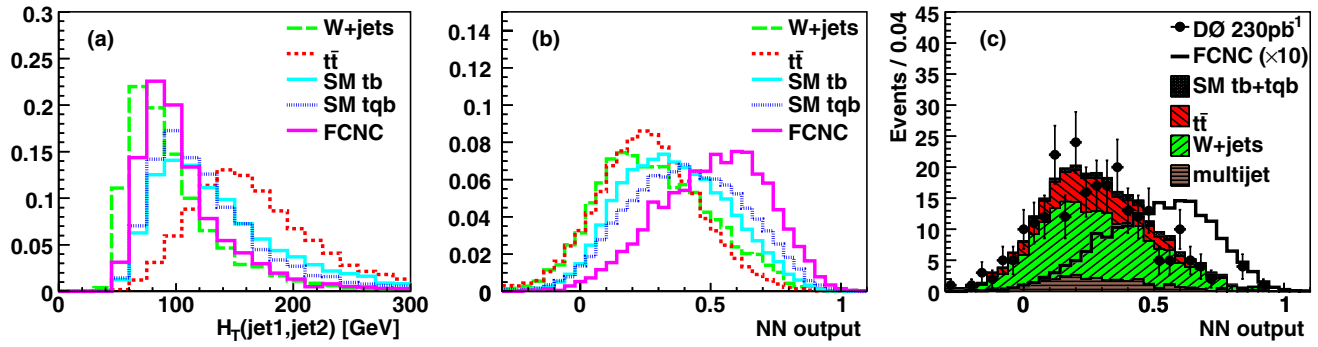


FIG. 2 (color online). Distributions of (a) an input variable to neural networks, and outputs normalized to (b) unity, and (c) 230 pb⁻¹ of data with backgrounds summed. The FCNC signal is for the summed $t\bar{c}g$ and tug processes, each evaluated at $\kappa_g/\Lambda = 0.03$ TeV⁻¹.

We use MLPfit implementation [23] of neural networks with ten input variables representing individual object kinematics, global event kinematics, and angular correlations. These are listed in Table IV, with the distribution of one representative variable shown in Fig. 2(a). The combination of several variables in this manner allows us to separate the FCNC signals not only from the dominant backgrounds ($W + \text{jets}$ and $t\bar{t}$) but also from the SM single top quark processes as can be seen in Fig. 2(b) where the neural network outputs for the combined electron and muon channels are shown from different sources normalized to unity. Here the FCNC signal is for the summed $t\bar{c}g$ and tug processes, each evaluated at $\kappa_g/\Lambda = 0.03$ TeV⁻¹. Figure 2(c) shows the output distributions normalized to D0 data with backgrounds summed. Since the observed spectrum agrees with the predicted SM background, we set upper limits on the FCNC coupling parameters κ_g^c/Λ and κ_g^u/Λ .

To estimate systematic uncertainties, we consider effects that alter the overall normalization of the distributions and those that also change their shapes. The dominant normalization effects are from lepton identification (4%), integrated luminosity measurement (6.5%), and cross section estimates. The uncertainties on cross sections vary from 9% for diboson production to 16% for SM single top quark production and 18% for $t\bar{t}$ samples [26]. The latter two include the uncertainty due to the top quark mass. For the FCNC signal, we factor out the parameter $(\kappa_g/\Lambda)^2$ from the cross section, and assume an uncertainty of 15% on the remaining quantity based on a discussion in Ref. [17] on how the theoretical predictions depend on the particular choice of factorization scale. The $W + \text{jets}$ and multijets samples have an overall uncertainty of 4% from their normalization to data [3]. This includes an uncertainty of 25% on the heavy flavor fraction of the $W + \text{jets}$ sample.

The shape effects are modeled by shifting each source of uncertainty by plus or minus 1 standard deviation with respect to its nominal value before any event selections. The resulting uncertainties are (i) (1–16)% due to jet energy scale, (ii) (2–8)% from trigger modeling, (iii) (1–

5)% due to jet energy resolution, (iv) (1–9)% due to jet identification, and (v) (5–13)% from b -tag modeling. Since the $W + \text{jets}$ MC yield is normalized to data before b -tag parametrization, we take into account the uncertainty from b -tag modeling for this sample.

We use a Bayesian approach to set upper limits [27] on the FCNC coupling parameters. Given N observed events, we define a Bayesian posterior probability density in a two-dimensional plane of $(\kappa_g^c/\Lambda)^2$ and $(\kappa_g^u/\Lambda)^2$ as:

$$p([\kappa_g^c/\Lambda]^2, [\kappa_g^u/\Lambda]^2 | N) \propto \iiint L(N|n) p_1(f_c, f_w, b) \times p_2([\kappa_g^c/\Lambda]^2) p_3([\kappa_g^u/\Lambda]^2) \times df_c df_w db, \quad (1)$$

where L is a Poisson likelihood with mean n , and p_i ($i = 1, 2, 3$) are prior probability densities of the respective parameters. The likelihood L is a product of the likelihoods over all bins of the neural network output distributions, n is the predicted number of events, equal to the sum of signal

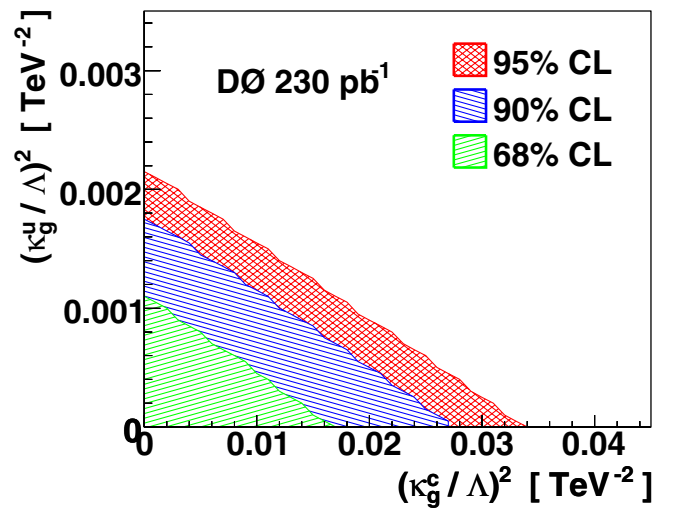


FIG. 3 (color online). Exclusion contours at various levels of confidence using 230 pb⁻¹ of D0 data in both the electron and muon channels.

TABLE V. Upper limits on κ_g^c/Λ and κ_g^u/Λ , at 95% C.L.

	Observed (expected) limits [TeV ⁻¹]	
	κ_g^c/Λ	κ_g^u/Λ
Electron channel	0.16 (0.19)	0.046 (0.052)
Muon channel	0.21 (0.21)	0.049 (0.050)
Combined	0.15(0.16)	0.037(0.041)

(s) and background (b) yields:

$$n = s + b = f_c(\kappa_g^c/\Lambda)^2 + f_u(\kappa_g^u/\Lambda)^2 + b, \quad (2)$$

where the constant factors f_c and f_u are obtained from the simulated signal samples at $\kappa_g/\Lambda = 0.03$ TeV⁻¹. The prior probability density p_1 , is a multivariate Gaussian, with the mean and standard deviation defined by the estimated yields and their uncertainties, to take into account correlations among the different samples and bins. Since the signal cross sections depend quadratically on κ_g/Λ , for p_2 and p_3 we choose priors flat in $(\kappa_g^c/\Lambda)^2$ and $(\kappa_g^u/\Lambda)^2$ respectively, which imply priors flat in the corresponding cross sections.

From the two-dimensional posterior probability density, exclusion contours at different levels of confidence (k) are defined as contours of equal probability that enclose a volume k around the peak of the posterior density. These contours are shown in Fig. 3, using data from both electron and muon channels. The one-dimensional posterior probability density over any dimension is obtained by integrating the two-dimensional posterior over the other dimension. The resulting limits, translated to κ_g/Λ , using data (observed limits) as well as the expected limits for which the observed count is set to the predicted background yield in any bin, are summarized in Table V.

To conclude, we analyzed 230 pb⁻¹ of lepton + jets data collected at D0 from $p\bar{p}$ collisions at a center-of-mass energy of 1.96 TeV, and searched for presence of non-SM production of single top quarks. We found no deviation from SM predictions, and therefore set limits on anomalous coupling parameters, κ_g^c/Λ and κ_g^u/Λ , using multivariate neural network discriminants. The 95% C.L. observed (expected) limits are 0.15(0.16) TeV⁻¹ on κ_g^c/Λ , and 0.037(0.041) TeV⁻¹ on κ_g^u/Λ . These are first limits from hadron colliders on FCNC couplings of a gluon to the top quark and a charm or up quark, and a factor 3–11 better than those from HERA.

We are grateful to Tim Tait for discussions related to this search. We thank the staffs at Fermilab and collaborating institutions, and acknowledge support from the DOE and NSF (USA); CEA and CNRS/IN2P3 (France); FASI, Rosatom and RFBR (Russia); CAPES, CNPq, FAPERJ, FAPESP and FUNDUNESP (Brazil); DAE and DST (India); Colciencias (Colombia); CONACyT (Mexico); KRF and KOSEF (Korea); CONICET and UBACyT

(Argentina); FOM (The Netherlands); PPARC (United Kingdom); MSMT (Czech Republic); CRC Program, CFI, NSERC and WestGrid Project (Canada); BMBF and DFG (Germany); SFI (Ireland); The Swedish Research Council (Sweden); Research Corporation; Alexander von Humboldt Foundation; and the Marie Curie Program.

*Visiting scientist from Augustana College, Sioux Falls, SD, USA.

†Visiting scientist from ICN-UNAM, Mexico City, Mexico.

‡Visiting scientist from Helsinki Institute of Physics, Helsinki, Finland.

§Visiting scientist from Universität Zürich, Zürich, Switzerland.

- [1] F. Abe *et al.* (CDF Collaboration), Phys. Rev. Lett. **74**, 2626 (1995); S. Abachi *et al.* (D0 Collaboration), *ibid.* **74**, 2632 (1995).
- [2] B. W. Harris *et al.*, Phys. Rev. D **66**, 054024 (2002).
- [3] V. M. Abazov *et al.* (D0 Collaboration), Phys. Lett. B **622**, 265 (2005); V. M. Abazov *et al.* (D0 Collaboration), Phys. Rev. D **75**, 092007 (2007).
- [4] D. Acosta *et al.* (CDF Collaboration), Phys. Rev. D **71**, 012005 (2005).
- [5] V. M. Abazov *et al.* (D0 Collaboration), Phys. Rev. Lett. **98**, 181802 (2007).
- [6] T. Han *et al.*, Phys. Rev. D **58**, 073008 (1998).
- [7] T. Tait and C. P. Yuan, Phys. Rev. D **63**, 014018 (2000).
- [8] G. Eilam *et al.*, Phys. Rev. D **44**, 1473 (1991).
- [9] F. Abe *et al.* (CDF Collaboration), Phys. Rev. Lett. **80**, 2525 (1998).
- [10] P. Achard *et al.* (L3 Collaboration), Phys. Lett. B **549**, 290 (2002).
- [11] S. Chekanov *et al.* (ZEUS Collaboration), Phys. Lett. B **559**, 153 (2003).
- [12] M. Hosch *et al.*, Phys. Rev. D **56**, 5725 (1997).
- [13] A. A. Ashimova and S. R. Slabospitsky, arXiv:hep-ph/0604119.
- [14] V. M. Abazov *et al.* (D0 Collaboration), Nucl. Instrum. Methods Phys. Res., Sect. A **565**, 463 (2006).
- [15] T. Edwards *et al.*, Fermilab Report No. FERMILAB-TM-2278-E, 2004. After completion of this analysis a new luminosity estimate became available [28]. Consistent scaling of signal and background prior to optimization using the new D0 luminosity will lead to somewhat better limits. Nevertheless, we choose to keep the analysis consistent with this estimate of the luminosity value.
- [16] E. Boos *et al.* (COMPHEP Collaboration), Nucl. Instrum. Methods Phys. Res., Sect. A **534**, 250 (2004).
- [17] J. J. Liu *et al.*, Phys. Rev. D **72**, 074018 (2005).
- [18] T. Sjöstrand *et al.*, Comput. Phys. Commun. **135**, 238 (2001).
- [19] H. L. Lai *et al.* (CTEQ Collaboration), Eur. Phys. J. C **12**, 375 (2000).
- [20] S. Jadach, J. H. Kuhn, and Z. Was, Comput. Phys. Commun. **64**, 275 (1990).
- [21] D. J. Lange, Nucl. Instrum. Methods Phys. Res., Sect. A **462**, 152 (2001).

- [22] R. Brun *et al.*, CERN Program Library Long Writeup Report No. W5013, 1994.
- [23] J. Schwindling, <http://schwind.home.cern.ch/schwind/MLPfit.html>.
- [24] Pseudorapidity is defined as $\eta = -\ln(\tan\frac{\theta}{2})$, where θ is the polar angle with respect to the beam axis, with the origin at the primary vertex.
- [25] The longitudinal component of the momentum of the neutrino is obtained using a SM W boson mass constraint, choosing the smaller of the two possible solutions.
- [26] R. Bonciani *et al.*, Nucl. Phys. B **529**, 424 (1998); M. Cacciari *et al.*, J. High Energy Phys. 04 (2004) 068; N. Kidonakis and R. Vogt, Phys. Rev. D **68**, 114014 (2003).
- [27] I. Bertram *et al.*, Fermilab Report No. FERMILAB-TM-2104, 2000.
- [28] T. Andeen *et al.*, Fermilab Report No. FERMILAB-TM-2365, 2006.