

University of Nebraska - Lincoln

DigitalCommons@University of Nebraska - Lincoln

Kenneth Bloom Publications

Research Papers in Physics and Astronomy

March 2008

Search for Randall-Sundrum Gravitons with 1 fb^{-1} of Data from pp Collisions at $\sqrt{s} = 1.96 \text{ TeV}$

V. M. Abazov

Joint Institute for Nuclear Research, Dubna, Russia

Gregory R. Snow

University of Nebraska-Lincoln, gsnow1@unl.edu

Kenneth A. Bloom

University of Nebraska-Lincoln, kbloom2@unl.edu

D0 Collaboration

Follow this and additional works at: <https://digitalcommons.unl.edu/physicsbloom>



Part of the [Physics Commons](#)

Abazov, V. M.; Snow, Gregory R.; Bloom, Kenneth A.; and Collaboration, D0, "Search for Randall-Sundrum Gravitons with 1 fb^{-1} of Data from pp Collisions at $\sqrt{s} = 1.96 \text{ TeV}$ " (2008). *Kenneth Bloom Publications*. 235.

<https://digitalcommons.unl.edu/physicsbloom/235>

This Article is brought to you for free and open access by the Research Papers in Physics and Astronomy at DigitalCommons@University of Nebraska - Lincoln. It has been accepted for inclusion in Kenneth Bloom Publications by an authorized administrator of DigitalCommons@University of Nebraska - Lincoln.

Search for Randall-Sundrum Gravitons with 1 fb^{-1} of Data from $p\bar{p}$ Collisions at $\sqrt{s} = 1.96 \text{ TeV}$

V. M. Abazov,³⁶ B. Abbott,⁷⁶ M. Abolins,⁶⁶ B. S. Acharya,²⁹ M. Adams,⁵² T. Adams,⁵⁰ E. Aguilo,⁶ S. H. Ahn,³¹ M. Ahsan,⁶⁰ G. D. Alexeev,³⁶ G. Alkhazov,⁴⁰ A. Alton,^{65,*} G. Alverson,⁶⁴ G. A. Alves,² M. Anastasoiaie,³⁵ L. S. Ancu,³⁵ T. Andeen,⁵⁴ S. Anderson,⁴⁶ B. Andrieu,¹⁷ M. S. Anzels,⁵⁴ Y. Arnoud,¹⁴ M. Arov,⁶¹ M. Arthaud,¹⁸ A. Askew,⁵⁰ B. Åsman,⁴¹ A. C. S. Assis Jesus,³ O. Atramentov,⁵⁰ C. Autermann,²¹ C. Avila,⁸ C. Ay,²⁴ F. Badaud,¹³ A. Baden,⁶² L. Bagby,⁵³ B. Baldin,⁵¹ D. V. Bandurin,⁶⁰ S. Banerjee,²⁹ P. Banerjee,²⁹ E. Barberis,⁶⁴ A.-F. Barfuss,¹⁵ P. Bargassa,⁸¹ P. Baringer,⁵⁹ J. Barreto,² J. F. Bartlett,⁵¹ U. Bassler,¹⁸ D. Bauer,⁴⁴ S. Beale,⁶ A. Bean,⁵⁹ M. Begalli,³ M. Begel,⁷² C. Belanger-Champagne,⁴¹ L. Bellantoni,⁵¹ A. Bellavance,⁵¹ J. A. Benitez,⁶⁶ S. B. Beri,²⁷ G. Bernardi,¹⁷ R. Bernhard,²³ I. Bertram,⁴³ M. Besançon,¹⁸ R. Beuselinck,⁴⁴ V. A. Bezzubov,³⁹ P. C. Bhat,⁵¹ V. Bhatnagar,²⁷ C. Biscarat,²⁰ G. Blazey,⁵³ F. Blekman,⁴⁴ S. Blessing,⁵⁰ D. Bloch,¹⁹ K. Bloom,⁶⁸ A. Boehnlein,⁵¹ D. Boline,⁶³ T. A. Bolton,⁶⁰ G. Borissov,⁴³ T. Bose,⁷⁸ A. Brandt,⁷⁹ R. Brock,⁶⁶ G. Brooijmans,⁷¹ A. Bross,⁵¹ D. Brown,⁸² N. J. Buchanan,⁵⁰ D. Buchholz,⁵⁴ M. Buehler,⁸² V. Buescher,²² S. Bunichev,³⁸ S. Burdin,^{43,†} S. Burke,⁴⁶ T. H. Burnett,⁸³ C. P. Buszello,⁴⁴ J. M. Butler,⁶³ P. Calfayan,²⁵ S. Calvet,¹⁶ J. Cammin,⁷² W. Carvalho,³ B. C. K. Casey,⁵¹ N. M. Cason,⁵⁶ H. Castilla-Valdez,³³ S. Chakrabarti,¹⁸ D. Chakraborty,⁵³ K. M. Chan,⁵⁶ K. Chan,⁶ A. Chandra,⁴⁹ F. Charles,^{19,**} E. Cheu,⁴⁶ F. Chevallier,¹⁴ D. K. Cho,⁶³ S. Choi,³² B. Choudhary,²⁸ L. Christofek,⁷⁸ T. Christoudias,⁴⁴ S. Cihangir,⁵¹ D. Claes,⁶⁸ Y. Coadou,⁶ M. Cooke,⁸¹ W. E. Cooper,⁵¹ M. Corcoran,⁸¹ F. Coudere,¹⁸ M.-C. Cousinou,¹⁵ S. Crépe-Renaudin,¹⁴ D. Cutts,⁷⁸ M. Ćwiok,³⁰ H. da Motta,² A. Das,⁴⁶ G. Davies,⁴⁴ K. De,⁷⁹ S. J. de Jong,³⁵ E. De La Cruz-Burelo,⁶⁵ C. De Oliveira Martins,³ J. D. Degenhardt,⁶⁵ F. Déliot,¹⁸ M. Demarteau,⁵¹ R. Demina,⁷² D. Denisov,⁵¹ S. P. Denisov,³⁹ S. Desai,⁵¹ H. T. Diehl,⁵¹ M. Diesburg,⁵¹ A. Dominguez,⁶⁸ H. Dong,⁷³ L. V. Dudko,³⁸ L. Duflot,¹⁶ S. R. Dugad,²⁹ D. Duggan,⁵⁰ A. Duperrin,¹⁵ J. Dyer,⁶⁶ A. Dyshkant,⁵³ M. Eads,⁶⁸ D. Edmunds,⁶⁶ J. Ellison,⁴⁹ V. D. Elvira,⁵¹ Y. Enari,⁷⁸ S. Eno,⁶² P. Ermolov,³⁸ H. Evans,⁵⁵ A. Evdokimov,⁷⁴ V. N. Evdokimov,³⁹ A. V. Ferapontov,⁶⁰ T. Ferbel,⁷² F. Fiedler,²⁴ F. Filthaut,³⁵ W. Fisher,⁵¹ H. E. Fisk,⁵¹ M. Ford,⁴⁵ M. Fortner,⁵³ H. Fox,²³ S. Fu,⁵¹ S. Fuess,⁵¹ T. Gadfort,⁸³ C. F. Galea,³⁵ E. Gallas,⁵¹ E. Galyaev,⁵⁶ C. Garcia,⁷² A. Garcia-Bellido,⁸³ V. Gavrilov,³⁷ P. Gay,¹³ W. Geist,¹⁹ D. Gelé,¹⁹ C. E. Gerber,⁵² Y. Gershtein,⁵⁰ D. Gillberg,⁶ G. Ginter,⁷² N. Gollub,⁴¹ B. Gómez,⁸ A. Goussiou,⁵⁶ P. D. Grannis,⁷³ H. Greenlee,⁵¹ Z. D. Greenwood,⁶¹ E. M. Gregores,⁴ G. Grenier,²⁰ Ph. Gris,¹³ J.-F. Grivaz,¹⁶ A. Grohsjean,²⁵ S. Grünendahl,⁵¹ M. W. Grünewald,³⁰ J. Guo,⁷³ F. Guo,⁷³ P. Gutierrez,⁷⁶ G. Gutierrez,⁵¹ A. Haas,⁷¹ N. J. Hadley,⁶² P. Haefner,²⁵ S. Hagopian,⁵⁰ J. Haley,⁶⁹ I. Hall,⁶⁶ R. E. Hall,⁴⁸ L. Han,⁷ K. Hanagaki,⁵¹ P. Hansson,⁴¹ K. Harder,⁴⁵ A. Harel,⁷² R. Harrington,⁶⁴ J. M. Hauptman,⁵⁸ R. Hauser,⁶⁶ J. Hays,⁴⁴ T. Hebbeker,²¹ D. Hedin,⁵³ J. G. Hegeman,³⁴ J. M. Heinmiller,⁵² A. P. Heinson,⁴⁹ U. Heintz,⁶³ C. Hensel,⁵⁹ K. Herner,⁷³ G. Hesketh,⁶⁴ M. D. Hildreth,⁵⁶ R. Hirosky,⁸² J. D. Hobbs,⁷³ B. Hoeneisen,¹² H. Hoeth,²⁶ M. Hohlfield,²² S. J. Hong,³¹ S. Hossain,⁷⁶ P. Houben,³⁴ Y. Hu,⁷³ Z. Hubacek,¹⁰ V. Hynek,⁹ I. Iashvili,⁷⁰ R. Illingworth,⁵¹ A. S. Ito,⁵¹ S. Jabeen,⁶³ M. Jaffré,¹⁶ S. Jain,⁷⁶ K. Jakobs,²³ C. Jarvis,⁶² R. Jesik,⁴⁴ K. Johns,⁴⁶ C. Johnson,⁷¹ M. Johnson,⁵¹ A. Jonckheere,⁵¹ P. Jonsson,⁴⁴ A. Juste,⁵¹ D. Käfer,²¹ E. Kajfasz,¹⁵ A. M. Kalinin,³⁶ J. R. Kalk,⁶⁶ J. M. Kalk,⁶¹ S. Kappler,²¹ D. Karmanov,³⁸ P. Kasper,⁵¹ I. Katsanos,⁷¹ D. Kau,⁵⁰ R. Kaur,²⁷ V. Kaushik,⁷⁹ R. Kehoe,⁸⁰ S. Kermiche,¹⁵ N. Khalatyan,⁵¹ A. Khanov,⁷⁷ A. Kharchilava,⁷⁰ Y. M. Kharzheev,³⁶ D. Khatidze,⁷¹ H. Kim,³² T. J. Kim,³¹ M. H. Kirby,⁵⁴ M. Kirsch,²¹ B. Klima,⁵¹ J. M. Kohli,²⁷ J.-P. Konrath,²³ M. Kopal,⁷⁶ V. M. Korablev,³⁹ A. V. Kozelov,³⁹ D. Krop,⁵⁵ T. Kuhl,²⁴ A. Kumar,⁷⁰ S. Kunori,⁶² A. Kupco,¹¹ T. Kurča,²⁰ J. Kvita,⁹ F. Lacroix,¹³ D. Lam,⁵⁶ S. Lammers,⁷¹ G. Landsberg,⁷⁸ P. Lebrun,²⁰ W. M. Lee,⁵¹ A. Leflat,³⁸ F. Lehner,⁴² J. Lellouch,¹⁷ J. Leveque,⁴⁶ P. Lewis,⁴⁴ J. Li,⁷⁹ Q. Z. Li,⁵¹ L. Li,⁴⁹ S. M. Lietti,⁵ J. G. R. Lima,⁵³ D. Lincoln,⁵¹ J. Linnemann,⁶⁶ V. V. Lipaev,³⁹ R. Lipton,⁵¹ Y. Liu,⁷ Z. Liu,⁶ L. Lobo,⁴⁴ A. Lobodenko,⁴⁰ M. Lokajicek,¹¹ P. Love,⁴³ H. J. Lubatti,⁸³ A. L. Lyon,⁵¹ A. K. A. Maciel,² D. Mackin,⁸¹ R. J. Madaras,⁴⁷ P. Mättig,²⁶ C. Magass,²¹ A. Magerkurth,⁶⁵ P. K. Mal,⁵⁶ H. B. Malbouisson,³ S. Malik,⁶⁸ V. L. Malyshev,³⁶ H. S. Mao,⁵¹ Y. Maravin,⁶⁰ B. Martin,¹⁴ R. McCarthy,⁷³ A. Melnitchouk,⁶⁷ A. Mendes,¹⁵ L. Mendoza,⁸ P. G. Mercadante,⁵ M. Merkin,³⁸ K. W. Merritt,⁵¹ J. Meyer,^{22,§} A. Meyer,²¹ T. Millet,²⁰ J. Mitrevski,⁷¹ J. Molina,³ R. K. Mommsen,⁴⁵ N. K. Mondal,²⁹ R. W. Moore,⁶ T. Moulik,⁵⁹ G. S. Muanza,²⁰ M. Mulders,⁵¹ M. Mulhearn,⁷¹ O. Mundal,²² L. Mundim,³ E. Nagy,¹⁵ M. Naimuddin,⁵¹ M. Narain,⁷⁸ N. A. Naumann,³⁵ H. A. Neal,⁶⁵ J. P. Negret,⁸ P. Neustroev,⁴⁰ H. Nilsen,²³ H. Nogima,³ A. Nomerotski,⁵¹ S. F. Novaes,⁵ T. Nunnemann,²⁵ V. O'Dell,⁵¹ D. C. O'Neil,⁶ G. Obrant,⁴⁰ C. Ochando,¹⁶ D. Onoprienko,⁶⁰ N. Oshima,⁵¹ J. Osta,⁵⁶ R. Otec,¹⁰ G. J. Otero y Garzón,⁵¹ M. Owen,⁴⁵ P. Padley,⁸¹ M. Pangilinan,⁷⁸ N. Parashar,⁵⁷ S.-J. Park,⁷² S. K. Park,³¹ J. Parsons,⁷¹ R. Partridge,⁷⁸ N. Parua,⁵⁵ A. Patwa,⁷⁴ G. Pawloski,⁸¹ B. Penning,²³ M. Perfilov,³⁸ K. Peters,⁴⁵ Y. Peters,²⁶ P. Pétroff,¹⁶ M. Petteni,⁴⁴ R. Piegaia,¹ J. Piper,⁶⁶ M.-A. Pleier,²² P. L. M. Podesta-Lerma,^{33,‡} V. M. Podstavkov,⁵¹ Y. Pogorelov,⁵⁶

M.-E. Pol,² P. Polozov,³⁷ B. G. Pope,⁶⁶ A. V. Popov,³⁹ C. Potter,⁶ W. L. Prado da Silva,³ H. B. Prosper,⁵⁰ S. Protopopescu,⁷⁴ J. Qian,⁶⁵ A. Quadt,^{22,§} B. Quinn,⁶⁷ A. Rakitine,⁴³ M. S. Rangel,² K. Ranjan,²⁸ P. N. Ratoff,⁴³ P. Renkel,⁸⁰ S. Reucroft,⁶⁴ P. Rich,⁴⁵ M. Rijssenbeek,⁷³ I. Ripp-Baudot,¹⁹ F. Rizatdinova,⁷⁷ S. Robinson,⁴⁴ R. F. Rodrigues,³ M. Rominsky,⁷⁶ C. Royon,¹⁸ P. Rubinov,⁵¹ R. Ruchti,⁵⁶ G. Safronov,³⁷ G. Sajot,¹⁴ A. Sánchez-Hernández,³³ M. P. Sanders,¹⁷ A. Santoro,³ G. Savage,⁵¹ L. Sawyer,⁶¹ T. Scanlon,⁴⁴ D. Schaile,²⁵ R. D. Schamberger,⁷³ Y. Scheglov,⁴⁰ H. Schellman,⁵⁴ P. Schieferdecker,²⁵ T. Schliephake,²⁶ C. Schwanenberger,⁴⁵ A. Schwartzman,⁶⁹ R. Schwienhorst,⁶⁶ J. Sekaric,⁵⁰ H. Severini,⁷⁶ E. Shabalina,⁵² M. Shamim,⁶⁰ V. Shary,¹⁸ A. A. Shchukin,³⁹ R. K. Shivpuri,²⁸ V. Siccaldi,¹⁹ V. Simak,¹⁰ V. Sirotenko,⁵¹ P. Skubic,⁷⁶ P. Slattery,⁷² D. Smirnov,⁵⁶ J. Snow,⁷⁵ G. R. Snow,⁶⁸ S. Snyder,⁷⁴ S. Söldner-Rembold,⁴⁵ L. Sonnenschein,¹⁷ A. Sopczak,⁴³ M. Sosebee,⁷⁹ K. Soustruznik,⁹ M. Souza,² B. Spurlock,⁷⁹ J. Stark,¹⁴ J. Steele,⁶¹ V. Stolin,³⁷ D. A. Stoyanova,³⁹ J. Strandberg,⁶⁵ S. Strandberg,⁴¹ M. A. Strang,⁷⁰ M. Strauss,⁷⁶ E. Strauss,⁷³ R. Ströhmer,²⁵ D. Strom,⁵⁴ L. Stutte,⁵¹ S. Sumowidagdo,⁵⁰ P. Svoisky,⁵⁶ A. Sznajder,³ M. Talby,¹⁵ P. Tamburello,⁴⁶ A. Tanasijczuk,¹ W. Taylor,⁶ J. Temple,⁴⁶ B. Tiller,²⁵ F. Tissandier,¹³ M. Titov,¹⁸ V. V. Tokmenin,³⁶ T. Toole,⁶² I. Torchiani,²³ T. Trefzger,²⁴ D. Tsybychev,⁷³ B. Tuchming,¹⁸ C. Tully,⁶⁹ P. M. Tuts,⁷¹ R. Unalan,⁶⁶ S. Uvarov,⁴⁰ L. Uvarov,⁴⁰ S. Uzunyan,⁵³ B. Vachon,⁶ P. J. van den Berg,³⁴ R. Van Kooten,⁵⁵ W. M. van Leeuwen,³⁴ N. Varelas,⁵² E. W. Varnes,⁴⁶ I. A. Vasilyev,³⁹ M. Vaupel,²⁶ P. Verdier,²⁰ L. S. Vertogradov,³⁶ M. Verzocchi,⁵¹ F. Villeneuve-Seguié,⁴⁴ P. Vint,⁴⁴ P. Vokac,¹⁰ E. Von Toerne,⁶⁰ M. Voutilainen,^{68,||} R. Wagner,⁶⁹ H. D. Wahl,⁵⁰ L. Wang,⁶² M. H. L. S Wang,⁵¹ J. Warchol,⁵⁶ G. Watts,⁸³ M. Wayne,⁵⁶ M. Weber,⁵¹ G. Weber,²⁴ A. Wenger,^{23,¶} N. Wermes,²² M. Wetstein,⁶² A. White,⁷⁹ D. Wicke,²⁶ G. W. Wilson,⁵⁹ S. J. Wimpenny,⁴⁹ M. Wobisch,⁶¹ D. R. Wood,⁶⁴ T. R. Wyatt,⁴⁵ Y. Xie,⁷⁸ S. Yacoob,⁵⁴ R. Yamada,⁵¹ M. Yan,⁶² T. Yasuda,⁵¹ Y. A. Yatsunenko,³⁶ K. Yip,⁷⁴ H. D. Yoo,⁷⁸ S. W. Youn,⁵⁴ J. Yu,⁷⁹ A. Zatserklyaniy,⁵³ C. Zeitnitz,²⁶ T. Zhao,⁸³ B. Zhou,⁶⁵ J. Zhu,⁷³ M. Zielinski,⁷² D. Zieminska,⁵⁵ A. Zieminski,⁵⁵ L. Zivkovic,⁷¹ V. Zutshi,⁵³ and E. G. Zverev³⁸

(D0 Collaboration)

¹Universidad de Buenos Aires, Buenos Aires, Argentina

²LAFEX, Centro Brasileiro de Pesquisas Físicas, Rio de Janeiro, Brazil

³Universidade do Estado do Rio de Janeiro, Rio de Janeiro, Brazil

⁴Universidade Federal do ABC, Santo André, Brazil

⁵Instituto de Física Teórica, Universidade Estadual Paulista, São Paulo, Brazil

⁶University of Alberta, Edmonton, Alberta, Canada;

Simon Fraser University, Burnaby, British Columbia, Canada;

York University, Toronto, Ontario, Canada;

and McGill University, Montreal, Quebec, Canada

⁷University of Science and Technology of China, Hefei, People's Republic of China

⁸Universidad de los Andes, Bogotá, Colombia

⁹Center for Particle Physics, Charles University, Prague, Czech Republic

¹⁰Czech Technical University, Prague, Czech Republic

¹¹Center for Particle Physics, Institute of Physics, Academy of Sciences of the Czech Republic, Prague, Czech Republic

¹²Universidad San Francisco de Quito, Quito, Ecuador

¹³Laboratoire de Physique Corpusculaire, IN2P3-CNRS, Université Blaise Pascal, Clermont-Ferrand, France

¹⁴Laboratoire de Physique Subatomique et de Cosmologie, IN2P3-CNRS, Université de Grenoble 1, Grenoble, France

¹⁵CPPM, IN2P3-CNRS, Université de la Méditerranée, Marseille, France

¹⁶Laboratoire de l'Accélérateur Linéaire, IN2P3-CNRS et Université Paris-Sud, Orsay, France

¹⁷LPNHE, IN2P3-CNRS, Universités Paris VI and VII, Paris, France

¹⁸DAPNIA/Service de Physique des Particules, CEA, Saclay, France

¹⁹IPHC, Université Louis Pasteur et Université de Haute Alsace, CNRS, IN2P3, Strasbourg, France

²⁰IPNL, Université Lyon 1, CNRS/IN2P3, Villeurbanne, France and Université de Lyon, Lyon, France

²¹III. Physikalisches Institut A, RWTH Aachen, Aachen, Germany

²²Physikalisches Institut, Universität Bonn, Bonn, Germany

²³Physikalisches Institut, Universität Freiburg, Freiburg, Germany

²⁴Institut für Physik, Universität Mainz, Mainz, Germany

²⁵Ludwig-Maximilians-Universität München, München, Germany

²⁶Fachbereich Physik, University of Wuppertal, Wuppertal, Germany

²⁷Panjab University, Chandigarh, India

²⁸Delhi University, Delhi, India

²⁹Tata Institute of Fundamental Research, Mumbai, India

³⁰University College Dublin, Dublin, Ireland

- ³¹Korea Detector Laboratory, Korea University, Seoul, Korea
³²SungKyunKwan University, Suwon, Korea
³³CINVESTAV, Mexico City, Mexico
³⁴FOM-Institute NIKHEF and University of Amsterdam/NIKHEF, Amsterdam, The Netherlands
³⁵Radboud University Nijmegen/NIKHEF, Nijmegen, The Netherlands
³⁶Joint Institute for Nuclear Research, Dubna, Russia
³⁷Institute for Theoretical and Experimental Physics, Moscow, Russia
³⁸Moscow State University, Moscow, Russia
³⁹Institute for High Energy Physics, Protvino, Russia
⁴⁰Petersburg Nuclear Physics Institute, St. Petersburg, Russia
⁴¹Lund University, Lund, Sweden; Royal Institute of Technology and Stockholm University, Stockholm, Sweden;
and Uppsala University, Uppsala, Sweden
⁴²Physik Institut der Universität Zürich, Zürich, Switzerland
⁴³Lancaster University, Lancaster, United Kingdom
⁴⁴Imperial College, London, United Kingdom
⁴⁵University of Manchester, Manchester, United Kingdom
⁴⁶University of Arizona, Tucson, Arizona 85721, USA
⁴⁷Lawrence Berkeley National Laboratory and University of California, Berkeley, California 94720, USA
⁴⁸California State University, Fresno, California 93740, USA
⁴⁹University of California, Riverside, California 92521, USA
⁵⁰Florida State University, Tallahassee, Florida 32306, USA
⁵¹Fermi National Accelerator Laboratory, Batavia, Illinois 60510, USA
⁵²University of Illinois at Chicago, Chicago, Illinois 60607, USA
⁵³Northern Illinois University, DeKalb, Illinois 60115, USA
⁵⁴Northwestern University, Evanston, Illinois 60208, USA
⁵⁵Indiana University, Bloomington, Indiana 47405, USA
⁵⁶University of Notre Dame, Notre Dame, Indiana 46556, USA
⁵⁷Purdue University Calumet, Hammond, Indiana 46323, USA
⁵⁸Iowa State University, Ames, Iowa 50011, USA
⁵⁹University of Kansas, Lawrence, Kansas 66045, USA
⁶⁰Kansas State University, Manhattan, Kansas 66506, USA
⁶¹Louisiana Tech University, Ruston, Louisiana 71272, USA
⁶²University of Maryland, College Park, Maryland 20742, USA
⁶³Boston University, Boston, Massachusetts 02215, USA
⁶⁴Northeastern University, Boston, Massachusetts 02115, USA
⁶⁵University of Michigan, Ann Arbor, Michigan 48109, USA
⁶⁶Michigan State University, East Lansing, Michigan 48824, USA
⁶⁷University of Mississippi, University, Mississippi 38677, USA
⁶⁸University of Nebraska, Lincoln, Nebraska 68588, USA
⁶⁹Princeton University, Princeton, New Jersey 08544, USA
⁷⁰State University of New York, Buffalo, New York 14260, USA
⁷¹Columbia University, New York, New York 10027, USA
⁷²University of Rochester, Rochester, New York 14627, USA
⁷³State University of New York, Stony Brook, New York 11794, USA
⁷⁴Brookhaven National Laboratory, Upton, New York 11973, USA
⁷⁵Langston University, Langston, Oklahoma 73050, USA
⁷⁶University of Oklahoma, Norman, Oklahoma 73019, USA
⁷⁷Oklahoma State University, Stillwater, Oklahoma 74078, USA
⁷⁸Brown University, Providence, Rhode Island 02912, USA
⁷⁹University of Texas, Arlington, Texas 76019, USA
⁸⁰Southern Methodist University, Dallas, Texas 75275, USA
⁸¹Rice University, Houston, Texas 77005, USA
⁸²University of Virginia, Charlottesville, Virginia 22901, USA
⁸³University of Washington, Seattle, Washington 98195, USA

(Received 17 October 2007; published 7 March 2008)

We search for decays of Kaluza-Klein excitations of the graviton in the Randall-Sundrum model of extra dimensions to e^+e^- and $\gamma\gamma$ in 1 fb^{-1} of $p\bar{p}$ collisions at $\sqrt{s} = 1.96\text{ TeV}$ collected by the D0 detector at the Fermilab Tevatron. We set 95% confidence level upper limits on the production cross section times branching fraction, which translate into lower limits on the mass of the lightest excitation between 300 and 900 GeV for values of the coupling k/\bar{M}_{Pl} between 0.01 and 0.1.

The large difference between the Planck scale, $M_{\text{Pl}} \approx 10^{16}$ TeV, and the weak scale presents a strong indication that the standard model is incomplete. In the presence of this hierarchy of scales it is not possible to stabilize the Higgs boson mass at the low values required by experimental data without an excessive amount of fine-tuning unless there is some, yet unknown, physics at the TeV scale.

Randall and Sundrum have suggested a model [1] in which the fundamental scale of gravity is near the weak scale and gravity appears so feeble because it is exponentially suppressed by the existence of a fifth dimension and a warped space-time metric. Standard model fields would be confined to one three-brane (a four-dimensional subspace of this five-dimensional space), and gravity originates at another three-brane. Only gravitons propagate in the bulk between these two branes. The apparent weakness of gravity originates from the small overlap of the graviton wave function with the standard model fields in the fifth dimension.

This model predicts a tower of Kaluza-Klein excitations as the four-dimensional manifestation of the graviton propagating in five-dimensional space. In the following we refer to these as Randall-Sundrum (RS) gravitons. The massless zero-mode couples with gravitational strength. The massive modes couple with similar strength as the weak interaction. Their properties are quantified by two parameters, the mass of the first massive excitation M_1 and the dimensionless coupling constant to standard model fields, $k/\overline{M}_{\text{Pl}}$, where $\overline{M}_{\text{Pl}} = M_{\text{Pl}}/\sqrt{8\pi}$ is the reduced Planck scale. To address the hierarchy problem without the need for fine-tuning, M_1 should be in the TeV range and $0.01 < k/\overline{M}_{\text{Pl}} < 0.1$ [2]. For these values the first massive RS graviton G is a narrow resonance with a width much smaller than the resolution of the D0 detector. If kinematically accessible, RS gravitons can be resonantly produced in high energy particle collisions. They decay into pairs of fermions or bosons.

In this Letter we consider decays into e^+e^- and $\gamma\gamma$ pairs. We search for these as resonances in the e^+e^- and $\gamma\gamma$ invariant mass spectrum from 1 fb^{-1} of data collected using the D0 detector at the Fermilab Tevatron collider between October 2002 and February 2006. In the Tevatron protons and antiprotons collide at $\sqrt{s} = 1.96$ TeV. D0 has previously published searches for RS gravitons [3] and excluded $M_1 < 250$ GeV for $k/\overline{M}_{\text{Pl}} = 0.01$ and $M_1 < 785$ GeV for $k/\overline{M}_{\text{Pl}} = 0.1$ at 95% confidence level with 260 pb^{-1} of data. CDF has recently published searches that exclude $M_1 < 889$ GeV for $k/\overline{M}_{\text{Pl}} = 0.1$ [4] based on 1.3 fb^{-1} of data.

The D0 detector [5,6] consists of tracking detectors, calorimeters, and a muon spectrometer. The tracker employs silicon microstrips close to the beam and concentric cylinders of scintillating fibers in a 2 T axial magnetic field. The liquid-argon-uranium sampling calorimeter consists of electromagnetic and hadronic sections and is divided into a central calorimeter covering $|\eta| \leq 1.1$ and two end cap calorimeters extending coverage to $|\eta| \leq 4.2$. The luminosity is monitored by two arrays of plastic scintillation counters located on the inside faces of the end cap calorimeters. Pseudorapidity $\eta = -\ln[\tan(\theta/2)]$ and θ is the polar angle with the proton beam direction. The azimuthal angle is denoted by ϕ , and we measure object separation in the detector in terms of $\Delta R = \sqrt{(\Delta\phi)^2 + (\Delta\eta)^2}$. We denote the momentum component transverse to the beam direction with p_T . Readout is controlled by a three-level trigger system.

Since both electrons and photons result in electromagnetic showers with very similar signatures in our detector, we maximize our acceptance with an inclusive selection that accepts e^+e^- and $\gamma\gamma$ final states. We require clusters of energy depositions in the electromagnetic calorimeter that are consistent with the expected shower profile using a χ^2 test and have less than 3% of their energy leaking into the hadronic calorimeter. We require that the clusters are well isolated with less than 7% of the cluster energy in an annular isolation cone with $0.2 < \Delta R < 0.4$ around the cluster centroid and less than 2 GeV for the sum of the p_T of all tracks with $0.05 < \Delta R < 0.4$ with respect to the cluster centroid. To accept both electrons and photons we do not require a matched track. We start with 34×10^6 events triggered on one or two electromagnetic showers with p_T thresholds between 15 and 35 GeV. We select events in which there are at least two such clusters with $p_T > 25$ GeV in the central calorimeter with $|\eta| < 1.1$. Including clusters in the end calorimeters would add little acceptance for decay products of massive objects. In the collider data we find 43 639 events that satisfy these selection criteria with the invariant mass of the two clusters $M_{ee/\gamma\gamma} > 60$ GeV.

Within the standard model, the Drell-Yan process and diphoton production give rise to e^+e^- and $\gamma\gamma$ final states. The invariant mass spectrum for these is expected to fall towards higher masses except for the $Z \rightarrow e^+e^-$ resonance. We model these backgrounds using a Monte Carlo simulation with the PYTHIA [7] event generator using the CTEQ6L parton distribution functions [8], followed by a GEANT-based [9] detector simulation. Another source of events is the misidentification of one or two jets as electron or photon candidates. The shape of the invariant mass

spectrum of this source of events is estimated from data by selecting events with energy clusters in the electromagnetic calorimeter that are not consistent with electromagnetic showers and fail the χ^2 test for the shower profile. The absence of the Z resonance in the background spectrum in Fig. 1 confirms that this sample has no significant contamination from e^+e^- final states.

We fit the shape of the invariant mass spectrum from the data near the Z resonance ($60 < M_{ee/\gamma\gamma} < 140$ GeV) with a superposition of the spectrum from Monte Carlo predictions for the standard model processes and the spectrum expected from misidentified clusters. In the fit, the spectra from e^+e^- and $\gamma\gamma$ final states are normalized relative to each other by the leading order cross section from PYTHIA, the total number of events is fixed to the number of events observed in the data, and the fraction f of all events that have misidentified clusters is the only free parameter. We obtain best agreement with the data for $f = 0.21 \pm 0.01$. The spectra are shown in Fig. 1. Trigger thresholds affect the shapes near the low mass end of the fit window. We account for this by assigning a systematic uncertainty on the value of f . At masses above 100 GeV the trigger is fully efficient.

We compare the invariant mass spectrum of our background model with the fitted value of f to the data at higher masses. As shown in Fig. 2, we find agreement between the background model and data in the high-mass range. There is a slight mismatch in the mass resolution at the Z peak between our Monte Carlo simulation and the data. We verified that this does not affect the predictions of the background model at higher masses.

From the fitted number of $p\bar{p} \rightarrow e^+e^- + X$ events (most of them in the Z resonance), the acceptance and efficiency from the Monte Carlo simulation, and the calculated standard model cross section, we determine the integrated luminosity of the data sample. All Monte Carlo

derived efficiencies are multiplied by 0.96 so that the efficiency from the $Z \rightarrow e^+e^-$ Monte Carlo simulation agrees with the efficiencies measured in $Z \rightarrow e^+e^-$ data. The leading order cross section for the e^+e^- final state with $60 < M_{ee} < 130$ GeV from PYTHIA is 178 pb. We multiply this by a next-to-leading order (NLO) K factor of 1.34 [10]. This gives 985 ± 35 pb $^{-1}$. The uncertainty in this number is dominated by the uncertainty in the cross section from parton distribution functions. We do not include uncertainties on efficiencies and acceptances because these cancel in the limit calculation. This value is in agreement with the number determined using the luminosity counters (1036 ± 63 pb $^{-1}$) [11].

We determine the signal acceptance and efficiency using a Monte Carlo simulation of RS gravitons with $200 < M_1 < 1000$ GeV using PYTHIA and GEANT. Systematic uncertainties in the signal efficiency originate from detector resolution (1%–11%), parton distribution functions (0.2%–5.5%), electron and photon identification efficiencies (1.4%), and the finite signal Monte Carlo sample size (0.5%). Contributions to the uncertainty in the background prediction are from the finite size of Monte Carlo and data samples (2%–24%), parton distribution functions (2%–10%), the mass dependence of the NLO K factor (5%), and the uncertainty in the trigger thresholds (1%). In some cases the uncertainties vary with the invariant mass value.

We compare the observed and expected numbers of events in a sliding mass window whose width was optimized for maximum sensitivity using the Monte Carlo simulation and varies from 20 GeV for $M_1 = 200$ GeV to 120 GeV for $M_1 = 950$ GeV. We find good agreement between observation and expectation and compute 95% confidence level upper limits on the production cross section of RS gravitons times branching fraction into e^+e^-

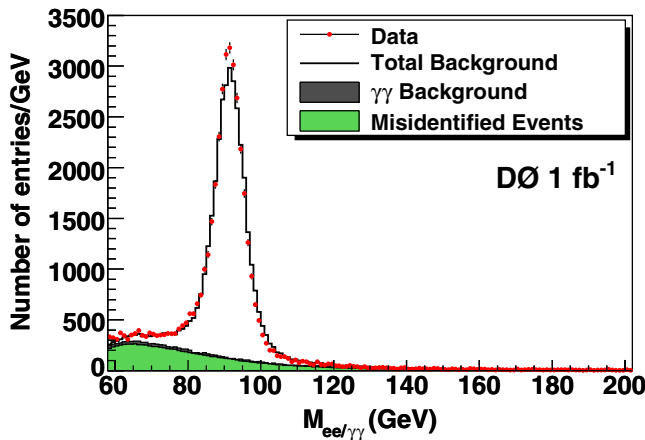


FIG. 1 (color online). Invariant mass spectrum from data. Superimposed is the fitted total background, the diphoton background, and the fitted contribution from events with misidentified clusters.

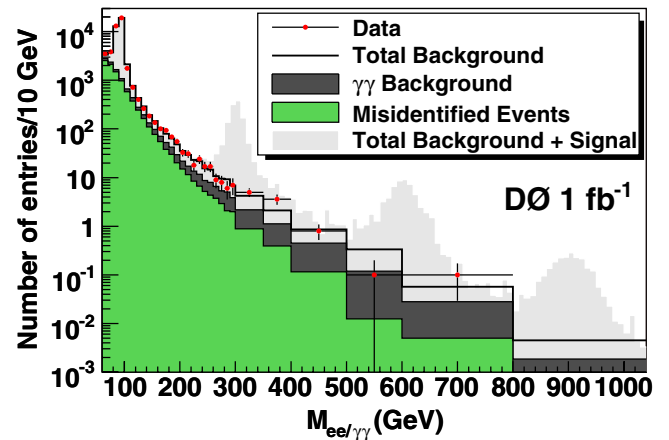


FIG. 2 (color online). Invariant mass spectrum from data. Superimposed is the fitted total background, the diphoton background, and the fitted contribution from events with misidentified clusters. The gray shaded histogram shows the signals expected from gravitons with $M_1 = 300, 600,$ and 900 GeV and $k/\bar{M}_{p1} = 0.1$ on top of the total background.

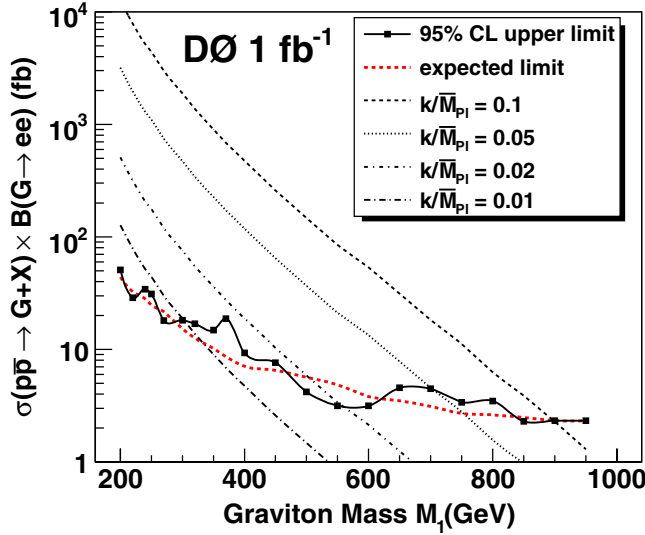


FIG. 3 (color online). The 95% C.L. upper limit on $\sigma(p\bar{p} \rightarrow G + X)B(G \rightarrow e^+e^-)$ from 1 fb^{-1} of data compared with expected limit and theoretical predictions for different couplings k/\bar{M}_{Pl} .

final states. We use a Bayesian approach to integrate over all important input parameters such as signal efficiency, background prediction, and integrated luminosity, using a Gaussian prior with width equal to the estimated uncertainties in the parameters [12]. For the RS graviton pro-

duction cross section, we use a flat prior. To compute the limits, we use the integrated luminosity determined from the Z signal, which gives us a more precise normalization than the direct luminosity measurement. Figure 3 shows the limits as a function of invariant mass compared to predictions from the Randall-Sundrum model, and Table I tabulates the results. Based on the observed and expected numbers of events, we obtain limits on $\sigma(p\bar{p} \rightarrow G + X)B(G \rightarrow e^+e^-/\gamma\gamma)$. We divide by $B(G \rightarrow e^+e^-/\gamma\gamma)/B(G \rightarrow e^+e^-) = 3$ [13] to convert these to the quoted limits on $\sigma(p\bar{p} \rightarrow G + X)B(G \rightarrow e^+e^-)$.

Using the cross section predictions from the Randall-Sundrum model with the same K factor as for the standard model processes [14], we set upper limits on the coupling k/\bar{M}_{Pl} as a function of M_1 . This is shown in Fig. 4 and tabulated in Table I. For $k/\bar{M}_{\text{Pl}} = 0.01(0.1)$ we can exclude masses below 300(900) GeV at 95% confidence level. The sensitivity of our analysis is complementary to indirect constraints based on precision electroweak data [14], also shown in Fig. 4.

In summary, we have searched for RS gravitons as resonances in the e^+e^- and $\gamma\gamma$ invariant mass spectrum from about 1 fb^{-1} of data from the Fermilab Tevatron collider. We find good agreement of the observed spectrum with standard model predictions and set lower limits on the mass of the first massive RS graviton at 95% confidence level of 300 GeV for $k/\bar{M}_{\text{Pl}} = 0.01$ and of 900 GeV for $k/\bar{M}_{\text{Pl}} = 0.1$.

TABLE I. Input data for limit calculation and 95% confidence level limits on cross section times branching fraction and coupling. Quoted are the total uncertainties that are used in the limit calculation.

M_1 (GeV)	Window (GeV)	Observed events	Background	Signal efficiency	$\sigma(p\bar{p} \rightarrow G + X) \times B(G \rightarrow e^+e^-)$ (fb)			k/\bar{M}_{Pl}	
					Theory ($k/\bar{M}_{\text{Pl}} = 0.1$)	Observed limit	Expected limit	Observed limit	Expected limit
200	190–210	88	83.8 ± 7.3	0.208 ± 0.030	12 730	56.9	48.8	0.0066	0.0061
220	210–230	49	52.3 ± 4.7	0.214 ± 0.033	7861	32.2	36.5	0.0064	0.0068
240	230–250	41	37.1 ± 3.7	0.211 ± 0.038	5181	39.7	32.4	0.0087	0.0079
250	240–260	34	30.1 ± 3.1	0.215 ± 0.038	4417	35.9	28.5	0.0090	0.0080
270	250–290	40	44.0 ± 4.5	0.297 ± 0.026	2988	19.6	23.5	0.0081	0.0088
300	280–320	29	26.9 ± 3.0	0.310 ± 0.029	1885	19.9	16.6	0.0102	0.0094
320	300–340	22	18.3 ± 2.0	0.318 ± 0.036	1371	18.6	13.9	0.0116	0.0100
350	330–370	15	11.4 ± 1.2	0.311 ± 0.034	902	16.3	11.2	0.0134	0.0111
370	350–390	16	8.7 ± 1.0	0.316 ± 0.039	688	21.0	9.5	0.0175	0.0118
400	380–420	7	5.8 ± 0.7	0.319 ± 0.042	473	10.4	7.9	0.0148	0.0129
450	420–480	6	4.8 ± 0.6	0.366 ± 0.021	259	8.2	6.7	0.0178	0.0161
500	450–550	3	5.3 ± 1.0	0.419 ± 0.014	147	4.5	6.1	0.0175	0.0203
550	500–600	1	3.3 ± 0.9	0.434 ± 0.015	84.9	3.4	5.0	0.0200	0.0243
600	550–650	1	1.84 ± 0.22	0.454 ± 0.017	53.6	3.4	3.9	0.0251	0.0271
650	600–700	2	1.04 ± 0.13	0.437 ± 0.013	31.3	4.9	3.6	0.0396	0.0340
700	620–780	2	0.84 ± 0.10	0.458 ± 0.013	18.3	4.8	3.2	0.0513	0.0419
750	660–840	1	0.51 ± 0.06	0.473 ± 0.015	11.2	3.6	2.8	0.0573	0.0500
800	700–900	1	0.32 ± 0.04	0.474 ± 0.015	6.2	3.7	2.7	0.0775	0.0659
850	750–950	0	0.18 ± 0.02	0.481 ± 0.013	3.9	2.4	2.5	0.0799	0.0814
900	790–1010	0	0.11 ± 0.02	0.475 ± 0.014	2.3	2.5	2.4	0.1051	0.1030
950	840–1060	0	0.06 ± 0.01	0.474 ± 0.012	1.3	2.5	2.4	0.1394	0.1366

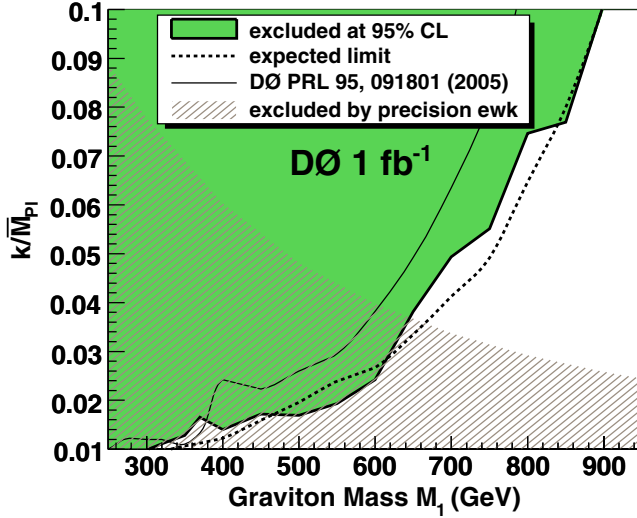


FIG. 4 (color online). The 95% C.L. upper limit on k/\overline{M}_{Pl} versus M_1 from 1 fb^{-1} of data compared with expected limit and our previously published exclusion [3]. The hatched area is excluded by precision electroweak measurements [15].

We thank the staffs at Fermilab and collaborating institutions, and acknowledge support from the DOE and NSF (USA); CEA and CNRS/IN2P3 (France); FASI, Rosatom, and RFBR (Russia); CAPES, CNPq, FAPERJ, FAPESP, and FUNDUNESP (Brazil); DAE and DST (India); Colciencias (Colombia); CONACyT (Mexico); KRF and KOSEF (Korea); CONICET and UBACyT (Argentina); FOM (The Netherlands); Science and Technology Facilities Council (United Kingdom); MSMT and GACR (Czech Republic); CRC Program, CFI, NSERC, and WestGrid Project (Canada); BMBF and DFG (Germany); SFI (Ireland); The Swedish Research Council (Sweden); CAS and CNSF (China); Alexander von Humboldt Foundation; and the Marie Curie Program.

- *Visitor from Augustana College, Sioux Falls, SD, USA.
- †Visitor from The University of Liverpool, Liverpool, UK.
- ‡Visitor from ICN-UNAM, Mexico City, Mexico.
- §Visitor from II. Physikalisches Institut, Georg-August-University Göttingen, Germany.
- ||Visitor from Helsinki Institute of Physics, Helsinki, Finland.
- ¶Visitor from Universität Zürich, Zürich, Switzerland.

**Deceased.

- [1] L. Randall and R. Sundrum, Phys. Rev. Lett. **83**, 3370 (1999); *ibid.* **83**, 4690 (1999).
- [2] H. Davoudiasl, J.L. Hewett, and T.G. Rizzo, Phys. Rev. Lett. **84**, 2080 (2000).
- [3] V.M. Abazov *et al.* (D0 Collaboration), Phys. Rev. Lett. **95**, 091801 (2005).
- [4] T. Aaltonen *et al.* (CDF Collaboration), Phys. Rev. Lett. **99**, 171801 (2007); **99**, 171802 (2007).
- [5] S. Abachi *et al.* (D0 Collaboration), Nucl. Instrum. Methods Phys. Res., Sect. A **338**, 185 (1994).
- [6] V.M. Abazov *et al.* (D0 Collaboration), Nucl. Instrum. Methods Phys. Res., Sect. A **565**, 463 (2006).
- [7] T. Sjöstrand *et al.*, Comput. Phys. Commun. **135**, 238 (2001).
- [8] J. Pumplin *et al.*, J. High Energy Phys. 07 (2002) 012; D. Stump *et al.*, J. High Energy Phys. 10 (2003) 046.
- [9] R. Brun and F. Carminati, CERN Program Library Long Writup Report No. W5013, 1993.
- [10] R. Hamberg, W.L. van Neerven, and T. Matsuura, Nucl. Phys. **B359**, 343 (1991) **B644**, 403(E) (2002).
- [11] T. Andeen *et al.*, Fermilab Report No. FERMILAB-TM-2365, 2007.
- [12] I. Bertram *et al.*, Fermilab Report No. FERMILAB-TM-2104, 2000.
- [13] T. Han, J.D. Lykken, and R.-J. Zhang, Phys. Rev. D **59**, 105006 (1999).
- [14] P. Mathews, V. Ravindran, and K. Sridhar, J. High Energy Phys. 10 (2005) 031.
- [15] H. Davoudiasl, J.L. Hewett, and T. G. Rizzo, Phys. Rev. D **63**, 075004 (2001).