

University of Nebraska - Lincoln

DigitalCommons@University of Nebraska - Lincoln

---

Historical Materials from University of  
Nebraska-Lincoln Extension

Extension

---

2004

## EC04-1890 Residential Turf Disease I

John E. Watkins

University of Nebraska - Lincoln, [jwatkins1@unl.edu](mailto:jwatkins1@unl.edu)

Follow this and additional works at: <https://digitalcommons.unl.edu/extensionhist>



Part of the [Agriculture Commons](#), and the [Curriculum and Instruction Commons](#)

---

Watkins, John E., "EC04-1890 Residential Turf Disease I" (2004). *Historical Materials from University of Nebraska-Lincoln Extension*. 1543.

<https://digitalcommons.unl.edu/extensionhist/1543>

This Article is brought to you for free and open access by the Extension at DigitalCommons@University of Nebraska - Lincoln. It has been accepted for inclusion in Historical Materials from University of Nebraska-Lincoln Extension by an authorized administrator of DigitalCommons@University of Nebraska - Lincoln.



# Residential Turf Diseases I

UNIVERSITY OF  
**Nebraska**  
Lincoln


John E. Watkins  
Extension Plant Pathologist




1. Powdery Mildew




2. Summer Patch



3. Brown Patch



4. Rust Diseases



5. Dollar Spot



6. Leaf Spot & Melting Out



7. Curvularia Leaf Spot & Blight



Disease	Symptoms
Affected Turfgrass Species	
1. <b>Powdery Mildew</b> <i>Erysiphe graminis</i> All turfgrasses	Heavily mildewed turf looks as if it had been dusted with flour or lime (Fig. 1a). The surface of grass leaves is covered by a whitish-gray powdery growth (Fig. 1b).
2. <b>Summer Patch</b> <i>Magnaporthe poae</i> Kentucky bluegrass	Symptoms appear as roughly circular patches of dead, matted turf with a tuft of healthy turf in the center (Fig. 2a). Large blighted areas occur where the circular patches have merged (Fig. 2b). It often occurs in high stress areas i.e. slopes, next to sidewalks and driveways, etc.
3. <b>Brown Patch</b> <i>Rhizoctonia solani</i> Tall fescue Perennial ryegrass Kentucky bluegrass	On home lawns and similar turfs, the disease appears as irregular patches (Fig. 3a) or circular rings (Fig. 3b) of dead and dying grass. Individual leaf blades have long, irregularly shaped ash-gray spots surrounded by a dark margin (Fig. 3c).
4. <b>Rust Diseases</b> <i>Puccinia</i> spp. All turfgrasses	Heavily rusted turfs appear yellow (Fig. 4a). Infected leaf blades contain orange to brick-red rust pustules (Fig. 4b). Spores within these pustules rub off easily when touched. Clouds of orange spores discolor shoes (Fig. 4c), mowers and pant legs.
5. <b>Dollar Spot</b> <i>Sclerotinia homeocarpa</i> Kentucky bluegrass	On turfs maintained at 1 to 3 inches, symptoms appear as 4- to 6-inch, tan patches of blighted turf (Fig. 5a). Lesions on individual leaf blades are a light tan color with reddish brown margins and usually span the width of the blade (Fig. 5b).
6. <b>Leaf Spot and Melting Out</b> <i>Bipolaris</i> and <i>Dreschlera</i> spp. Kentucky bluegrass Perennial ryegrass Fine fescue	Leaf symptoms range from small dark spots with a light buff center to larger irregularly shaped tan-brown lesions (Fig. 6a). Lawns showing melting out symptoms have yellow thin areas in the turf (Fig. 6b).
7. <b>Curvularia Leaf Spot and Blight</b> <i>Curvularia</i> spp. Buffalograss	Symptoms appear as irregular patches of blighted turf (Fig. 7a). Infected leaf blades show tan lesions with dark borders (Fig. 7b).

**Acknowledgment:** Appreciation is extended to Emily Colfack for assistance in the preparation of this circular.

**Photo Credits:** All photos courtesy of faculty in the NU Institute of Agriculture and Natural Resources.