

University of Nebraska - Lincoln

DigitalCommons@University of Nebraska - Lincoln

Nebraska 4-H Clubs: Historical Materials and
Publications

4-H Youth Development

1971

Know Your Heritage : Extension Circular 23-21-71

Follow this and additional works at: <https://digitalcommons.unl.edu/a4hhistory>

"Know Your Heritage : Extension Circular 23-21-71" (1971). *Nebraska 4-H Clubs: Historical Materials and Publications*. 320.

<https://digitalcommons.unl.edu/a4hhistory/320>

This Article is brought to you for free and open access by the 4-H Youth Development at DigitalCommons@University of Nebraska - Lincoln. It has been accepted for inclusion in Nebraska 4-H Clubs: Historical Materials and Publications by an authorized administrator of DigitalCommons@University of Nebraska - Lincoln.

KNOW YOUR HERITAGE



Extension Service, University of Nebraska College of Agriculture Cooperating with the
U.S. Department of Agriculture and the College of Home Economics
E. F. Frolik, Dean J. L. Adams, Director

PROJECT PICTURE

If possible have your picture taken in
a costume of long ago.



Name _____ Age (Jan. 1, 196_) _____

Address _____ Town _____

Name of Club _____ Years _____ Grade in
in 4-H _____ School _____

Organizational Leader _____

Project Leader _____

Date Started _____ Date Completed _____
Month Day Year Month Day Year

WHY?

This project has been developed so that 4-H boys and girls might share and learn the heritage of Nebraska.

The following objectives are listed so you may better understand the purpose of this project.

1. To help you become familiar with your family history and traditions.
2. To stimulate your interest in the local history of your county and the history of Nebraska.
3. To help you develop a sense of responsibility for preservation, conservation and restoration of our heritage.
4. To help you be a better and more informed citizen through appreciation of history.
5. To help you honor the history and heritage of Nebraska.

Project compiled by:
Dorothea F. Holstein
Associate State Leader
4-H and YMW

Your Nebraska Heritage compiled from pilot project prepared by 4-H leaders and agents in Cheyenne and Sarpy Counties. Much credit goes to the following:

Sarpy County

Mrs. Fred Nelson
Mrs. Oron Spring
Mrs. Sally Bredenkamp

Cheyenne County

Mrs. Carl Kurz	Miss Harriet Lute
Mrs. Myron Woten	(Library Consultant)
Mrs. Dale Flora	Mr. R. W. Brown
Mr. Dale Flora	(Librarian)
	Dee Ann Geu
	Rollie Rexroth
	Del Rae Beermann

PROJECT REQUIREMENTS

Everyone:

Check here
when done

1. Trace your family tree..... ☐
 - a. Collect photographs of as many ancestors as possible and identify. You might enjoy making a collection of photographs of your relatives.
2. Plan to take a special interest in something historical in your county. It could be a museum, historical society, sod house, cemetery, Oregon Trail, etc. Plan to beautify, restore or publicize in some way ☐
3. Complete your record book ☐

If you are 9-12 years old, choose three of the following and complete,

1. Learn at least one tradition of the past ☐
2. Read a book about Nebraska or one written by a Nebraska author.. ☐
3. Tour a museum or visit an historical point ☐
4. Make a Nebraska Memory Book ☐

If you are 13-19 years old, choose three of the following and complete.

1. Learn traditions of the past in each area: Cooking, Holidays, Recreation, Entertainment ☐
2. Read two books about Nebraska or two books written by a Nebraska author , ☐
3. Prepare an historical map ☐
4. Make a Nebraska Memory Book ☐

Suggested Club Activities:

1. Have a dress revue of clothing worn by early Nebraskans.
2. Plan a party or give a demonstration of Nebraska traditions.

County Fair Activities:

1. Exhibit your Nebraska Memory Book or an historical map if there is a division for these at your County Fair.
2. Make and exhibit a sampler of your family tree.

Other Activities:

The birthday of Nebraska offers many opportunities for other 4-H activities. You or your club may like to do some of the following:

Demonstrations


You might use topics concerning Nebraska heritage. Remember demonstrations "show" as well as "tell."

Public speaking

Nebraska history and heritage offer many ideas for topics.

Club Activities

1. Visit or tour historical points of interest.
2. Prepare an exhibit of old times, relics, collections, such as pioneer or Indian relics.
3. Take a hike to an historical place.
4. Prepare a club Nebraska Memory Book.
5. Sing songs about Nebraska.
6. Answer roll call with something interesting about Nebraska.



MY FAMILY TREE

Who was your great-grandmother? Do you know her maiden name?

How far back can you trace your family heritage? Tracing a family tree can be interesting, fun and exciting!

All it takes is a pencil, a notebook and willingness to ask questions. Your own relatives are an excellent source of information. You might want to check the public Library for information about how to trace a family tree.

Fill in this information:

Important Dates and Places:

Birth Date

Father: _____	Place: _____	Grandfather _____
		Grandmother _____
Mother: _____	Place: _____	Grandfather _____
		Grandmother _____

Anniversary Dates and Places:

Parents Wedding Date: _____ Place: _____

Grandparents Wedding Date and Place:

(Father's parents) Date: _____ Place: _____

(Mother's parents) Date: _____ Place: _____

Complete your "Family Tree"

Father

Your Name

Brothers

Sisters

Mother

Brother's family

Sister's family

Brother's family

Sister's family

(Parents, Aunts, Uncles, Cousins)

Father		Father																						
<table border="1"> <tr><td>Brothers</td></tr> <tr><td> </td></tr> <tr><td>Sisters</td></tr> <tr><td> </td></tr> </table>	Brothers		Sisters		<table border="1"> <tr><td>Brothers</td></tr> <tr><td> </td></tr> <tr><td> </td></tr> <tr><td> </td></tr> </table>	Brothers				<table border="1"> <tr><td>Sisters</td></tr> <tr><td> </td></tr> <tr><td> </td></tr> <tr><td> </td></tr> </table>	Sisters				<table border="1"> <tr><td>Brothers</td></tr> <tr><td> </td></tr> <tr><td> </td></tr> <tr><td> </td></tr> </table>	Brothers				<table border="1"> <tr><td>Sisters</td></tr> <tr><td> </td></tr> <tr><td> </td></tr> <tr><td> </td></tr> </table>	Sisters			
	Brothers																							
	Sisters																							
Brothers																								
Sisters																								
Brothers																								
Sisters																								
Mother																								

Mother		Father																						
<table border="1"> <tr><td>Brothers</td></tr> <tr><td> </td></tr> <tr><td>Sisters</td></tr> <tr><td> </td></tr> </table>	Brothers		Sisters		<table border="1"> <tr><td>Brothers</td></tr> <tr><td> </td></tr> <tr><td> </td></tr> <tr><td> </td></tr> </table>	Brothers				<table border="1"> <tr><td>Sisters</td></tr> <tr><td> </td></tr> <tr><td> </td></tr> <tr><td> </td></tr> </table>	Sisters				<table border="1"> <tr><td>Brothers</td></tr> <tr><td> </td></tr> <tr><td> </td></tr> <tr><td> </td></tr> </table>	Brothers				<table border="1"> <tr><td>Sisters</td></tr> <tr><td> </td></tr> <tr><td> </td></tr> <tr><td> </td></tr> </table>	Sisters			
	Brothers																							
	Sisters																							
Brothers																								
Sisters																								
Brothers																								
Sisters																								
Brothers																								

Father		Father																						
<table border="1"> <tr><td>Brothers</td></tr> <tr><td> </td></tr> <tr><td>Sisters</td></tr> <tr><td> </td></tr> </table>	Brothers		Sisters		<table border="1"> <tr><td>Brothers</td></tr> <tr><td> </td></tr> <tr><td> </td></tr> <tr><td> </td></tr> </table>	Brothers				<table border="1"> <tr><td>Sisters</td></tr> <tr><td> </td></tr> <tr><td> </td></tr> <tr><td> </td></tr> </table>	Sisters				<table border="1"> <tr><td>Brothers</td></tr> <tr><td> </td></tr> <tr><td> </td></tr> <tr><td> </td></tr> </table>	Brothers				<table border="1"> <tr><td>Sisters</td></tr> <tr><td> </td></tr> <tr><td> </td></tr> <tr><td> </td></tr> </table>	Sisters			
	Brothers																							
	Sisters																							
Brothers																								
Sisters																								
Brothers																								
Sisters																								
Mother																								

Mother		Father																						
<table border="1"> <tr><td>Brothers</td></tr> <tr><td> </td></tr> <tr><td>Sisters</td></tr> <tr><td> </td></tr> </table>	Brothers		Sisters		<table border="1"> <tr><td>Brothers</td></tr> <tr><td> </td></tr> <tr><td> </td></tr> <tr><td> </td></tr> </table>	Brothers				<table border="1"> <tr><td>Sisters</td></tr> <tr><td> </td></tr> <tr><td> </td></tr> <tr><td> </td></tr> </table>	Sisters				<table border="1"> <tr><td>Brothers</td></tr> <tr><td> </td></tr> <tr><td> </td></tr> <tr><td> </td></tr> </table>	Brothers				<table border="1"> <tr><td>Sisters</td></tr> <tr><td> </td></tr> <tr><td> </td></tr> <tr><td> </td></tr> </table>	Sisters			
	Brothers																							
	Sisters																							
Brothers																								
Sisters																								
Brothers																								
Sisters																								
Brothers																								

(Grandparents, Great Aunts, Great Uncles)

(Great Grandparents, Great Great Aunts, Great Great Uncles)

TRADITIONS OF THE PAST

If you are 9-12 year olds -- fill in one of the following sections.

If you are 13-19 year olds -- complete all three sections.

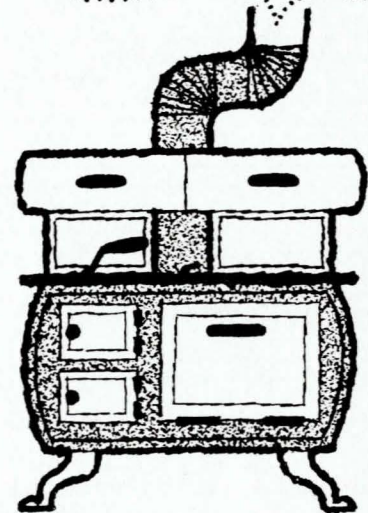
Write "I remember when" stories here with the signature of the relative who told you the experience. Ask them about what holiday customs your parents or grandparents recall. (If grandparents are not here, visit with someone who lived about the same time they did.)




List "Family Heirlooms or Treasures" with short history or write about the recreation or entertainment of the days when there was no television and radio. (hobbies, trips, games, etc.)

Ask about interesting food combinations, cooking habits, or recipes that your family used to use. Describe them here.

This image shows a blank sheet of white paper with horizontal ruling lines. The lines are evenly spaced and run across the width of the page. There are no margins, text, or other markings on the paper.





The moods, the history and the life of Nebraska can be found on the pages of books.

Read books about Nebraska or written by a Nebraska Author. See book list Nebraska Bibliography for suggestions. Visit your library for other suggestions.

If you are 9-12, read one book, list it and briefly tell about it.

If you are 13-19, read two books, list both books and briefly tell about one of them.

What book or books did you read?

Title _____

Author _____

Title _____

Author _____

This image shows a full page of blank, lined paper. It features approximately 20 evenly spaced horizontal black lines across its entire width. The paper is otherwise completely empty, with no text, markings, or illustrations.

NEBRASKA BIBLIOGRAPHY

Age Group (9-12)

Non-Fiction

Sheldon, Addison Erwin - Nebraska Civil Government

Adams, Samuel Hopkins - Riders of the Pony Express

Nathan, Adele (Gutzman) - Building of the First Transcontinental Railroad

Aulaire, Ingri'd - Buffalo Bill

Garst, Shannon - Buffalo Bill

Dorian, Edith - Hokahey! American Indians, Then and Now

American Heritage - Indians of the Plains

Bleeker, Sonia - Sioux Indians

Hofsinde, Robert - Indian Fishing and Camping; Indian Warriors and Weapons

Brown, Dee - Showdown at Little Big Horn

Gorham, Michael - Real Book about Cowboys

McCall, Edith - Heroes of the Western Outposts

Bailey, Bernadine - Nebraska

Condra, George - Nebraska Story

Nicoll, Bruce H. - Know Nebraska

Olson, James C. - Nebraska is My Home

Nebraska Atlas

NEBRASKA BIBLIOGRAPHY

Age Group (9 - 12)

Fiction

Bothwell, Jean	Tree House at Silver Oaks; Wishing Apple Tree
Bulla, Clyde Robert	Riding the Pony Express
Dick, Trella Lamson	Tornado Jones
Franchere, Ruth	Willa
Gendron, Val	Fork in the Trail
Halladay, Anne M.	Davy of the Sandhills
Kroll, Francis Lynde	Top Hand; Young Crow Raider; Young Medicine Man; Young Sand Hills Cowboy
Lampman, Evelyn (Sibley)	Tree Wagon
Sandoz, Mari	Horse Catcher; Story Catcher
Sperry, Armstrong	Wagons Westward
Wilder, Laura Ingalls	Little House on the Prairie

NEBRASKA BIBLIOGRAPHY

Age Group
(13 & over)

Non-Fiction

- Pound, Louise - Nebraska Folklore
- Sandoz, Marie - Hostiles and Friendlies
- Neihardt, John G. - Cycle of the West
- Federal Writer's Project - Nebraska, a Guide to the Corn-husker State
- O'Kieffe, Charles - Western Story
- Bratt, John - Trails of Yesterday
- Burt, Andrew Sherman - Indians, Infants and Infantry
- Jackson, Charles Tenny - Buffalo Wallow
- Moody, Ralph - Little Britches
- Sandoz, Mari - Old Jules
- Snyder, Grace - No Time on My Hands
- Doane, Gilbert H. - Searching for your Ancestors
- McLeod, Robert - Medicine Bull
- Sandoz, Mari - Crazy Horse
- Sandoz, Mari - Cheyenne Autumn
- Dick, Everett - Sod House Frontier; Tales of the Frontier; Vanguard of the Frontier
- Sandoz, Mari - Buffalo Hunters; Cattlemen; Love Song to the Plains; Old Jules Country
- Faulkner, Virginia - Round-up; A Nebraska Reader
- Morton, J. Sterling - History of Nebraska
- Olson, James C. - History of Nebraska
- Sheldon, Addison Erwin - Semi Centennial History of Nebraska
- Shumway, Grant L. - History of Western Nebraska Nebraskans

Ware, Eugene F. - Indian War of 1864

Nebraska Place Names

Nebraska State Historical Society - Quarterly Magazine

Nebraska Atlas

NEBRASKA BIBLIOGRAPHY

Age Group
(13 & over)

Fiction

Aldrich, Bess Streeter	Lantern in her Hand; Lieutenant's Lady; Spring Came on Forever; White Bird Flying
Cather, Willa	My Antonia; O Pioneers
Davis, Clyde Brian	Nebraska Coast
Hough, Emerson	Covered Wagon
Johnson, Alvin	A Touch of Color and Other Tales
Lane, Rose (Wilder)	Let the Hurricane Roar
Leonard, Elizabeth, Jane	Call of the Western Prairie and Other Tales
Morris, Wright	Home Place
O'Neil, Kathryn Fingado	Retreat of the Frontier
Rolvaag, O. E.	Giants in the Earth
Sandoz, Mari	Son of the Gambler Man; Winter Thunder
Spindler, Will Henry	Rim of the Sandhills

MY TOUR TO A NEBRASKA
MUSEUM OR VISIT OF HISTORICAL POINT

On my visit I went to _____

Describe the most interesting thing _____

If you visited an historical point, what was the history and why is it important to Nebraska?

Do you or your club members know of a place that has historical value which could be improved? (If so, where?) _____

Does your club plan to do anything to restore it? _____

MY NEBRASKA MEMORY BOOK

A scrapbook is defined as "a book of pages for pasted clippings, pictures and souvenirs; a memory book."

First, decide what you would like your 'Nebraska Memory Book' to record; then enjoy collecting 'goodies' and putting them together in your book.

Here are some ideas you might consider:

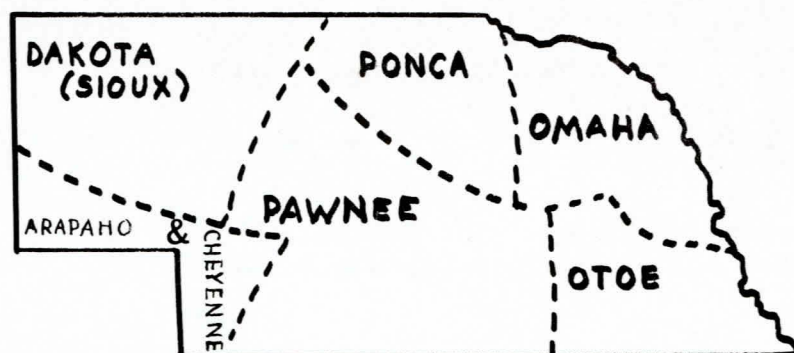
Local Area History
Your County History
Nebraska History
Nebraska Birds
Trees of Nebraska
Indians and Nebraska

Nebraska Towns
Nebraska Grasses
Weeds of Nebraska
Historical Places in Nebraska
Many Others

(Please do not clip from valuable books, magazines or library materials)

My Nebraska Memory Book is about _____

I chose this because _____



MY HISTORICAL MAP

Where are the interesting historical points in your county? Many small points of history are not known to residents of your county. By making a map you can help people know where history has been made.

Perhaps you want to trace the old trails across Nebraska.

There are many things and ideas you can work into a map. Use your ideas and suggestions to make your map interesting.

Tell about your map.

[illegible]

YOUR COUNTY _____
(Name)

In the space below draw the size of your county and mark the county seat. After you have done this, fill out the following:

1. Length of county _____
2. Width of county _____
3. Number of square miles _____
4. Year your county was formed _____
5. Which tribe of Indians formerly lived there? _____
6. Locate historical sites.

MY 4-H ACTIVITIES RECORD

Club office I held _____

Club committee I served on _____

Other offices or committees _____

My club held _____ meetings, I attended _____

I participated in activities ☒ below:

4-H Camp _____
 Club tour _____
 4-H Picnic _____
 List other _____

4-H displays _____
 Health improvement _____
 Led group singing _____
 Led games _____
 Led discussions _____

I took part in demonstrations, judging, song contest, public speaking and other contests as listed below:

Activity	Team or Individual	Where				Other (where)
		Club No. of times	Placing			
			County	Dist.	State	
Example: Safety Demonstration	T	1	B		R	Home Ext. meeting
Song Group	Trio	3	P		B	County Ach. Day

MY EXHIBITION RECORD (Include showmanship and dress revue)

Article	Where exhibited	Placing			
		P	B	R	W

I have read this report:

 Parent Leader

This image shows a single sheet of white paper with horizontal blue or grey ruling lines. The lines are evenly spaced and run across the width of the page. There is no handwriting or other markings on the paper.

CAREERS

If you enjoyed learning more about your family heritage and Nebraska in this project you may want to think about a career in which you will do more things like this. You will need to take as many history and literature classes as you can in school or register for a correspondence course at the University of Nebraska Extension Division. You could become a history teacher in high school or college.

You should talk to the people who work at the historical society or museum. There are many different phases of that type of work -- from director to curator to artists who paint background scenes for displays, to those who are in charge of displays and to others who go out and help explore and dig and restore fossils for the museum.

An interest in history could help you get a part time job while you are going to college. Guides are needed at the State Capitol, at museums and similar places of interest. To better prepare yourself for any of the above-mentioned careers, 4-H members will profit by taking part in 4-H public speaking, demonstrations and judging. These activities train you to think on your feet and help you learn how to communicate with others.