

4-2013

# Rethinking the C. Y. Thompson Library for the 21st Century Task Force Report

Mark Balschweid

*University of Nebraska-Lincoln*, mbalschweid2@unl.edu

Larry Van Tassell

*University of Nebraska-Lincoln*, lvantassell2@unl.edu

Jill Brown

*University of Nebraska-Lincoln*, jbrown14@unl.edu

Charlene Maxey-Harris

*University of Nebraska - Lincoln*, cmaxeyharris2@unl.edu

Nancy J. Busch

*University of Nebraska-Lincoln*, nbusch2@unl.edu

*See next page for additional authors*

Follow this and additional works at: <https://digitalcommons.unl.edu/librarywhitepapers>



Part of the [Archival Science Commons](#), [Cataloging and Metadata Commons](#), [Collection Development and Management Commons](#), [Information Literacy Commons](#), [Scholarly Communication Commons](#), and the [Scholarly Publishing Commons](#)

---

Balschweid, Mark; Van Tassell, Larry; Brown, Jill; Maxey-Harris, Charlene; Busch, Nancy J.; Singh, Vishal; Drueke, Jeanetta; Voss, Sue; and Field, Tom, "Rethinking the C. Y. Thompson Library for the 21st Century Task Force Report" (2013). *White Papers: University of Nebraska-Lincoln Libraries*. 13.  
<https://digitalcommons.unl.edu/librarywhitepapers/13>

This Article is brought to you for free and open access by the Libraries at University of Nebraska-Lincoln at DigitalCommons@University of Nebraska - Lincoln. It has been accepted for inclusion in White Papers: University of Nebraska-Lincoln Libraries by an authorized administrator of DigitalCommons@University of Nebraska - Lincoln.

---

**Authors**

Mark Balschweid, Larry Van Tassell, Jill Brown, Charlene Maxey-Harris, Nancy J. Busch, Vishal Singh, Jeanetta Drueke, Sue Voss, and Tom Field

---

# University of Nebraska-Lincoln

## Rethinking the C. Y. Thompson Library for the 21<sup>st</sup> Century

Task Force Report  
April 1, 2013



**IANR** Institute of Agriculture and Natural Resources

---

## Executive Summary

The C. Y. Thompson (CYT) Library enjoys a location central to east campus. This creates an ideal setting for CYT to serve as a hub for activities of all kinds. And, based upon the feedback from online surveys and face-to-face focus groups, there is no shortage of interest and ideas for how CYT can become the premier gathering place on UNL's east campus for users from all backgrounds.

In spite of this, the primary question needing to be addressed is 'what is C. Y. Thompson'? Is it a building? Is it a library? Is it something entirely different? The task force members believe that CYT is a brand currently represented by a building. And, as such, the library should represent an important (but smaller) footprint within the building itself. University Libraries faculty and staff support this concept and embrace this change. They recognize that the value of the library is not in the static display of books, but in the connection between the information contained within the collections and users. And, they see great value in investing in CYT to create an inviting space that draws the maximum number of users representing the broadest interests.

CYT is supremely positioned to serve as a third space for users. Not a user's home or office, the task force envisions a vibrant gathering space where users feel creative ideas are planted, thoughts are openly discussed, and entrepreneurs are encouraged to pursue their interests. A place where stories of former Huskers are archived, and future stories are waiting to be written. A place where members of the university faculty, staff, undergraduate and graduate students, residents of local neighborhoods and citizens of Nebraska are welcome, and experience a connection with their land grant university.

With this context in mind, the task force provides the following broad recommendations. More specific details for each of the five areas *Library*, *Technology*, *Exterior Scape*, *Educational Space*, and *Community Space* are located in the remainder of this report.

### Library

- Realign and downsize the current print collection based upon use.
- Provide a focused collection within the building that has a bookstore layout and interactive displays.
- Enhance the utilization and collaboration with users by establishing both base operations communication and service points located throughout the library area. This could include video-conferencing, call buttons, mobile tablets and contact information for texting/SMS, IM, and phone.
- Create comfortable and safe computer labs, study spaces, and informal and formal learning spaces, with the latest technology and help available when needed.

## Technology

- Encourage and support the use of mobile devices through an abundance of charging stations, the fastest connectivity, and a directory of all UNL developed mobile apps readily available for download.
- Equip the building with cutting edge projection/display/design/print technology throughout.
- Provide spaces that foster creativity, exploration and play; allowing users access to materials to create new products.

## Exterior Scape

- Create an aesthetically pleasing environment, complete with elements of nature (water, vegetation, wildlife, natural sunlight) to stimulate creativity and draw users to the area both inside and outside.
- Construct a main, “Grand” entrance to the building.
- Build an enclosed, user-friendly, four-season roof area with plant life providing for a unique place to study “outdoors” during all seasons.
- Create an amphitheater performance area east of the building using the natural slope of the terrain as it extends away from CYT.

## Educational Space

- Design flexible space to accommodate mini-Ted talks, student and faculty engagement with industry, and spaces for faculty and students to work on joint projects.
- Implement the *Scale-Up* model for classroom space which utilizes flexible components to maximize multiple learning environments.
- Incorporate design features that provide support for non-traditional students such as ‘lockers for rent’ and ‘commuter student’ work spaces.

## Community Space

- Provide multiple fireplaces to ‘draw’ users to areas and to create a stress-free ambience found in places such as Starbucks®, Barnes & Noble®, and Panera Bakery®.
- Provide a retail café, coffee shop, and/or food service (Starbucks®, Scooters®, Caribou Coffee®, etc.).
- Create events to cater to interests of the greater east campus/Lincoln metro area such as an *East Campus Farmer’s Market* or a *Bulls, Buckles and Books* runway show featuring the work of the *Textiles, Clothing and Design* department.
- Provide extensive video displays and/or micro-tile walls for changeable panoramic or modular displays to ‘celebrate’ Nebraska, its people, passions and possibilities.

## **Overview and Objective**

The C. Y. Thompson Library opened in 1965 as the result of combining 16 reading rooms across campus. Today, the C.Y. Thompson (CYT) Library collection includes materials supporting subject areas of interest to the departments and units serving the Institute of Agriculture and Natural Resources, which includes the College of Agricultural Sciences and Natural Resources, the College of Education and Human Sciences, the Agricultural Research Division, the Conservation and Survey Division, UNL Extension and others. In addition, CYT provides library services to the Colleges of Dentistry and the Department of Special Education and Communication Disorders.

During the 2012-13 UNL campus-wide master planning process, attention has been directed to utilizing campus spaces for the most efficient and appropriate uses. This effort includes CYT's current configuration and space utilization. Presently, CYT is comprised of three floors (basement, first, and second floors) primarily dedicated to collections, spaces for studying individually and/or meeting in small groups, and offices dedicated for library administrative functions.

The CYT Task Force was created at the request of Vice-Chancellor Ronnie Green to serve as a think tank to generate ideas for repurposing the 36,000 square feet of space into a destination for students, faculty, alumni, community members and others desiring space for meeting, studying, socializing, and contributing to an environment fostering thought and collaboration. Not only did the task force consider ideas for reconfiguring the interior space but also the exterior space surrounding CYT (outside seating areas, amphitheater, rooftop, green space, and other designated spaces).

The overall objective of the task force was to collect data from as many sources as possible - current and potential CYT users; undergraduate and graduate students; voices representing the land grant's tripartite mission of teaching, research and extension; CASNR alumni; current and potential donors; and members of business and industry. Members of the task force then compiled the data, analyzed the responses to construct common threads, and arrived at the recommendations contained within.

## Task Force Members

The task force was made up of nine individuals - six representing IANR and three from University Libraries. Task force members include:

**Mark Balschweid**, Co-Chair  
Professor and Head  
Agricultural Leadership, Education &  
Communication  
IANR

**Larry Van Tassell**, Co-Chair  
Professor and Head  
Agricultural Economics  
IANR

**Jill Brown**  
Director of External Relations  
Office of Vice President, Vice Chancellor  
IANR

**Charlene Maxey-Harris**  
Associate Professor and Chair  
University Libraries

**Nancy Busch**  
Interim Dean  
Professor and Associate Dean  
University Libraries

**Vishal Singh**  
Multimedia Design Specialist  
Educational Media  
IANR

**Jeanetta Drueke**  
Professor  
University Libraries

**Sue Voss**  
Coordinator, Student Development and Events  
College of Agricultural Sciences & Natural Resources  
IANR

**Tom Field**  
Professor and Director  
Engler Agribusiness Entrepreneurship  
Program  
IANR

## Organization and Idea Gathering

The task force met initially on January 9, 2013 to organize around the objective and to define the scope and sequence for gathering participant input. Additional meetings were held on January 23 and March 7.

A written survey was created to obtain feedback from interested individuals across both UNL campuses and to determine those interested in providing further feedback through face-to-face, focus group meetings. Feedback was solicited through the following:

- VC Ronnie Green highlighted the project at the January 17 IANR All-hands meeting.
- An e-mail was sent to all CASNR students through Sue Voss' weekly correspondence.
- A special invitation to respond was delivered through VC Green's IANR blog.

- CYT faculty and staff pushed the survey to the individuals using the library.
- An e-mail invitation was sent to 36 representatives from commodity groups, business and industry partners, and individuals from the College of Education and Human Sciences, the Barkley Center, and the Colleges of Law and Dentistry.

The online survey was open for six weeks and 64 individuals responded. Four face-to-face meetings were held for collecting further information. Two of the meetings were held for east campus faculty and staff (19 participants), one focus group was specific to students (34 participants), and one focused on business and industry partners (8 participants). In addition, the Library held an in-house retreat (20 participants) with CYT staff and other faculty and staff throughout the library system.

By the end of the last forum and the conclusion of the online survey it was evident that the task force had reached data saturation. Several of the same ideas with similar themes were generated giving the task force confidence for moving forward with creating the final recommendations.


## **Structure of the Final Report**

The task force's final report is divided into five sections. The five topic areas addressed are *library*, *technology*, *exterior scape*, *educational space*, and *community space*. Each topic area articulates conceptual elements of design, function, and suggested footprint size (where applicable).

The task force welcomes the opportunity to meet with Vice-Chancellor Ronnie Green to provide further dialogue regarding the information contained herein. Comments relating to this document or the task force itself should be directed to Mark Balschweid ([mbalschweid2@unl.edu](mailto:mbalschweid2@unl.edu)).



## Library

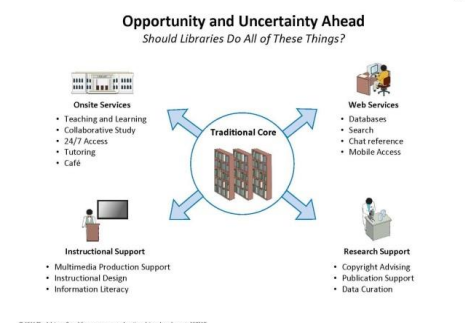


The C.Y. Thompson Library opened in the early 1960s, a time when the academic library's primary mission was that of a repository. Students and faculty came to the library to access books and journals. Once there, they browsed through the physical stacks for materials they needed to complete their class work and research. Librarians helped them navigate the cumbersome, print-based finding tools in existence at the time. Today, in the age of online and electronic resources, students and faculty no longer rely on a single library or information repository. A sea of information is now accessible from endless locations, from home desktops to portable personal laptops, tablets and smartphones. Libraries are now less concerned with owning the information and more focused on accessing a streamlined path to quality information and providing services that help students use that information to be successful.

Libraries across the nation are repurposing the main spaces being used for housing collections to provide access to content through e-book collections, online journals and interlibrary loan, articles, to users on their mobile devices.

A major document, *Redefining the Academic Libraries*, <http://www.theconferencecircuit.com/wp-content/uploads/Provosts-Report-on-Academic-Libraries2.pdf>, portrays the dilemmas libraries are facing during this transition.

The current C.Y. Thompson Library provides online resources and services to its faculty and students. A large portion of the facility footprint is occupied by physical collections whose circulation and use has steadily declined



over the years. In addition, many aspects of the physical facility are showing their age. Exterior finishes, lighting, wiring, elevator, ADA accessibility, and the HVAC system, to name a few elements, all require attention and upgrading. The University Libraries have made periodic minor upgrades to the interior of the building (electrical outlets, painting, new furnishings, etc.) and the roof was repaired/resurfaced in 2008.

### **Library Vision & Goals:**

Based on C.Y. Thompson Library documented needs and the Feasibility Study assessment there are several vision goals that have been developed for a reinvented library and academic services/success center. And, this new space will be a joint venture between University Libraries and the Institute of Agriculture and Natural Resources (IANR).

The following vision goals provide a framework of big ideas for the re-envisioned library and academic services/success center; a facility that will be transformed into a resource rich academic space with social interaction. This new space is properly named for Charles Yoder Thompson, UNL Regent for 24 years and an outstanding leader in agriculture and education. (<http://libraries.unl.edu/charlesyt>). The current vision is to provide for:

- The needs of faculty, students, and staff of IANR , UNMC College of Dentistry, Law School
- An interactive, collaborative, flexible services and spaces for future needs
- ADA accessibility both for the building and virtually
- IANR recognition through a *Wall of Honor* virtual exhibits
- A welcoming center for Nebraska citizens and global visitors
- Flexible learning models for future—spaces, delivery methods, pedagogy
- Strategic planning for future services and spaces

## 1. Envisioning a New Space




North Carolina State University - Hunt Library

### Assess and Realign the Collection

Increase virtual access to e-books, e-journals, databases and downsize the print collection. This is accomplished by the following:

- Assess print collections and, based upon usability data, realign collections to meet the needs of east campus colleges and departments.
- Use QR codes throughout the building to link virtual and print resources throughout the system.



### Display a Focused Collection Utilizing a Bookstore Layout and Interactive Displays.

- The active areas of the collection, approximately 20,000 to 30,000 volumes, will occupy a portion of the lower level.
- Using an interactive museum model, virtual and physical displays will highlight Nebraska and Great Plains resources with learning objects such as Sandhill Crane

videos, quilt patterns, and CALMIT (Center for Advanced Land Management Information Technologies) maps.

- The printed books and history of the library will be honored in symbolic ways.

### **Enhance Access to Requested Information, Documents, and Articles.**

- Library catalogs feature enhanced virtual browse and request systems.
- “On demand” delivery for books/documents offers 2-3 hour office delivery.
- Print on demand services such as the *Espresso Book Machine* provides low cost copies.
- Easy-to-use, high quality scanners, including a *Zeutschel Book Scanner*, serve both public and staff.
- Information and assistance are available 24/7 through virtual means.
- Web conferencing connects among building service points and campus offices (add UNO technology).
- An interactive help kiosk offers wayfinding and announcements.



## **2. Establishing Both Base Operations and Service Points Throughout the Building in order to Enhance Utilization and Collaboration**

Base operations are on the lower level.

- A service point is established for checkout, reserves, and research help.
- Laptops and media equipment are available for checkout.
- Self-checkout stations are available maximizing user accessibility.
- Workspace, offices, and amenities are available for ten library faculty and four staff members.
- Flexible space accommodates three to four additional IANR faculty (e.g. visiting scholars, international dignitaries, etc.).

- Equipment storage is easy to access and secure.

Service points are located throughout the building.

- Service points are mobile and flexible and can be shared with other operations.
- Service points accommodate staff, video conferencing, and interactive virtual help.

### **3. Create a Digitalization Center for Collaborative Projects, Similar to the Center for the Digital Research in the Humanities (CDRH)**



A digitization center with high-end scanners will preserve and digitize print materials unique to Nebraska. Examples: collaborative projects between Special Collections, Archives and IANR can address topics such as agricultural history, 4-H history, wildlife populations, groundwater supplies, and soil surveys. Established collections that might be digitized include UNL Extension publications, Larsen Tractor Test and Power Museum records, and IANR's Experiment Station records. Leslie Delserone, Assistant Professor, University Libraries has already worked on collaborative projects of this type by developing posters and websites highlighting the Morrill Act and the history of Entomology on campus.

<http://entomology.unl.edu/depthhistory/depthhistoryslides.pptx>.

Another example is from North Carolina State University:

<http://www.lib.ncsu.edu/specialcollections/projects/cultivating-a-revolution.html>

### **4. Comfortable, Safe Computer Labs, Study Spaces, and Formal Learning Spaces**

A variety of formal and informal learning spaces meet a variety of needs.

- Modular classroom spaces for small and large groups have mobile furniture and equipment, support for online instruction, and video conferencing.



- Learning spaces offer something for everyone: open and private; individual and collaborative; quiet and noisy.
  - Learning spaces are safe, attractive, comfortable, and appealing to students.
  - Private study rooms offer large screens with webcams.
  - A general computer lab offers individual and group learning pods.
  - Specialized labs, such as a statistics lab with SPSS and other statistics software, address specialized needs.
  - Technology support is onsite to upload new content, assist staff and users, maintain equipment, and update technology.
  - Informal learning spaces are near the service point and virtual help is well advertised.
  - Charging stations are abundant and conveniently located.
- 

## Technology



The library space offers tremendous potential for technology implementation. Consider two popular bookstore versions: brick and mortar bookstores such as Barnes & Noble®, offer a comfortable space with free wireless access that encourages the browsing of books and other products. Compare this to an online bookstore such as Amazon. They also encourage browsing by offering recommendations based on customer interests. The CYT library could be a hybrid of these two models. Offer a comfortable and high tech space but also encourage browsing, not just physically, but also digitally.

### 1. Mobile Technology

Mobile devices are an integral part of modern life. The building should be conducive to the use of such devices by providing:

- An abundance of charging outlets/docking stations.
- Digital wallet for check out of materials/payments (e-books, audiobooks, etc.)

- Students with the ability to text message ahead to reserve rooms/resources. The system sends users a scan code (receipt). The user then presents the scan code to gain access to the room/use resource.
- Registration and alert system for services, room reservations, and document pick-up. This represents the first steps for a user of the library (similar to getting a library card). The user opts-in to the text messaging campaign by signing up to receive messages. This is done through an electronic form on their device. There they would have the opportunity to check off several options: restaurant/coffee shop alerts, resource alerts, upcoming events, etc. This way, they only receive text messages relating to things they are interested in. The restaurant/coffee shop alert is the same idea as the pager/buzzer you get at restaurants. When your order/table is ready, you receive the text alert. It works in the same way for a resource alert. If a user wants to use a collaborative space and it's currently occupied when trying to reserve it, the user could still make the reservation but it would also send a text message letting them know once the space is unoccupied in case it becomes available before the scheduled time.
- Current and upcoming events, what's new, etc. available to be viewed on mobile devices.
- Digital signage in the library read/scanned with mobile devices.
- Printers accessible through wireless signals with user laptops and mobile devices
- The ability to wirelessly connect to flat screen displays (similar to AppleTV and iPad/iPhone).

## 2. Displays: Digital Signage, Projection, Data Visualization



- Transparent interactive window displays (above)
- Interactive Kiosks
- Visualization Center
- Video Booths
- Video Conferencing

It is recommended the building be equipped with cutting edge projection/display technology throughout. One method of doing this is to use **transparent interactive multi-touch window displays** (<http://www.youtube.com/watch?v=YpVAK9OhbnY>). These displays project an image using an LCD screen similar to conventional televisions. The difference is that they are transparent. During daytime, they use natural light as backlighting and during nighttime, they use artificial backlighting. Not only does this translate to efficient use of energy but also effective use of the many windows found in CYT.

Imagine the library space without all the bookshelves. The panoramic windows offer a large screen space that wrap around the entire building. These could be used to display one large project as in the example above which is a simulation of the Platte River Basin Time Lapse project. Or, each window could be used to display different images, each one available for users to project the screens from their laptops or tablets.

Another option for creating customizable displays is [MicroTile displays from Christie Digital](#). These can fit together to create large displays.

**Interactive kiosks** with maps and other information relevant to IANR could be placed throughout the building and near entrances/exits. These kiosks can be customized depending on the space where they are used. Interactive maps/kiosks that allow visitors to “touch” other buildings throughout campus and see pictures/videos of who occupies those buildings and what they are currently working on <http://www.zivelo.com>

A **Visualization Center** offers large digital displays as a great way to feature various projects happening within IANR and would be especially effective for visualizations of large data sets. These displays could also be used for showing timelines or murals of events and information important to food/fuel/water/landscapes/healthy people.

The visualization center would contain a “Black box” theater design for high-definition visualization and simulation, offering seamless 270-degree immersive projection with 3-D capability, a professional zoned audio system, and cameras for real-time video capture, broadcast, and collaboration. The room can meet a variety of needs, including technology-rich interactive learning in small groups, large-scale, high-definition visualization and simulation, command/control room simulation, immersive interactive computing, game research, “big data” decision theater, and comparative social computing. Its flexible infrastructure is designed to grow over time with the rapid advancements that are being made in visualization and display technologies.

For example, imagine **Video Projection Booths** where once the doors close, users are standing onsite at the Andrill project. Or, they’re standing in the midst of a wheat field



watching grain harvest. Or, maybe they're traversing the Platte River Basin. Similar to the Husker video experience - no matter what the age or what level of experience, the user is inspired to learn more. Perhaps users get the farmer's eye view from the seat of a combine or tractor that allows them to see how precision technology aides in resource management and input efficiency.

**Video Recording Booths** (much like the video recording studio in the International Quilt Museum) can be used by students to "tell their stories", building upon the UNL admissions campaign. Video recording booths can also be used allowing students to record video resumes. Or, perhaps they practice pitching entrepreneurial ideas to a virtual audience. Then, others (students, faculty, business owners, etc.) are invited to use social media to vote on these ideas. Or, consider an interactive area where users submit ideas (such as business plans or start-up ideas) via video to an online location where all of the ideas are stored, and other users vote on ideas that they like or consider to have the most potential. Or, users access this as a presentation practice space for recording presentations using a large screen, webcam, and/or software such as Camtasia, for delivering presentations any audience. In the end, these booths can help students to think intentionally about writing a good story of their time at UNL, creating their Husker legacy.

**Video Conferencing** allows access to the global world where connectivity is crucial to the success of e-learning spaces. This technology also supports blended and online instruction. Examples of these instructional rooms combine large flat screens, 3D projectors, technology-ready tables with connections to video cameras in one space to project and interact with groups, meetings, etc., in real-time. This approach readily supports IANR's global engagement implementation <http://www.lib.ncsu.edu/spaces/teaching-and-viz>

### 3. Academic Maker spaces

Spaces that support creativity, exploration and play allow users access to materials to create new products. Students in landscape design, textiles, and PGA golf management are examples of departments that are primed to utilize this technology. There are low tech and high tech options, but the aspects of exploring and learning are key components of the experience. Some of the tools for this space include 3D printers, 3D scanners, and laser cutters. <http://www.thedigitalshift.com/2012/10/public-services/the-makings-of-maker-spaces-part-1-space-for-creation-not-just-consumption/>

3-D printers using recyclables to create objects are also an option.

<http://www.youtube.com/watch?v=CP1oBwccARY&feature=endscreen&NR=1>

This type of technology is being used by engineers, artists, and even those involved in the food industry. <http://www.youtube.com/watch?v=sy3Oy5mmMiA>

3-D printers go well with 3-D scanners. <http://www.goscan3d.com/en>

CYT users can be encouraged to learn through play with a LEGO® robotics area. Robotics isn't just for computer science and engineering departments. Here are examples for how they are used in chemical engineering/medical fields.

<http://www.nbcnews.com/technology/futureoftech/lego-robots-help-scientists-build-artificial-bones-463356>

#### **4. Technology Vending Machines**

Technology that is available to users through a vending machine concept is becoming increasingly more popular. Here is an illustration for how technology vending machines can be used in CYT. These can be sponsored by companies similar to soft drink manufacturers. <http://www.computoredge.com/images/3033/WWFig-2.jpg>

#### **5. Active Acoustics**

Some visitors to the building will want quiet space while others will want a bustling center. One way to meet the needs of both user types is the traditional approach to section off areas with walls. However, using active noise cancellation technology allows control of noise levels for different parts of the building depending on level of activity, specific uses, events, etc. This technology is already being used in restaurants and other businesses.

<http://mashable.com/2012/05/26/noise-canceling-tech/>

[http://www.meyersound.com/news/2012/constellation\\_libra\\_comal\\_faq/](http://www.meyersound.com/news/2012/constellation_libra_comal_faq/)

#### **6. Social Media Integration**

Social Media integration is a great way to crowdsource information and engage with audiences. Rather than an outgoing push use of social media, it may be more useful to focus on hashtags, etc., that allow for harvesting the number of mentions of topics of specific interest. The result of this is that users can freely access the conversation taking place between the public, faculty, staff, students, and other interested participants.

<http://twubs.com>

The building could provide an area devoted to all of the mobile apps that are developed on east campus (or UNL) for the purpose of accessing the latest integration of technology and end users interested in food/fuel/water/landscapes/healthy people. The current list of

apps is 14 with another 25 apps in the queue for development.

[ianrhome.unl.edu/mobileapps](http://ianrhome.unl.edu/mobileapps)

## **7. Incorporating Technology into Uncommon Spaces**

Technology can be utilized in uncommon areas such as the floor space. This allows users to see waterways, soil zones, technology, etc. One example of this can be found at the Sacramento airport. [http://usatoday30.usatoday.com/money/biztravel/2006-12-03-airport-checkin-sacramento\\_x.htm](http://usatoday30.usatoday.com/money/biztravel/2006-12-03-airport-checkin-sacramento_x.htm)  
<http://www.gizmag.com/go/4219/>

In addition to this, it is possible to have clear, raised floors with screens highlighting different videos, perhaps the flow of water in the Platte River Basin, or the effects of the drought upon the Great Plains region.

---

## **Exterior Scape**

The exterior of the C. Y. Thompson building can add to the ambiance of the building by developing beautiful landscapes that stimulate creativity, have an inviting, accessible entry, provide a contemplative outdoor study space, fashion a transition between rural and urban Nebraska, and provide a space for social gatherings. Several respondents to the online survey and face-to-face focus groups reminisced how CYT was a venue for outdoor concerts and other functions (fairs, markets, bazaars, etc.) and they encouraged the inclusion of the surrounding community in all ideas for the interior and exterior spaces of the building.

### **1. Beautiful Landscapes That Stimulate Creativity**

An aesthetically pleasing environment, complete with elements of nature (water, vegetation, wildlife, natural sunlight) stimulate creativity and serve to draw users to the area. Several individuals expressed serious interest in adding the following to the interior/exterior of CYT:

- Design living walls—vertical garden spaces.
- Construct a stream, pond, and other water features that include fish.
- Develop an abundance of green space surrounding and connecting to CYT.
- Provide outdoor fire pits and patio heaters that extend the season for users to enjoy the exterior spaces of CYT.

## **2. An Inviting, Accessible Entry**

A common complaint among all user groups was a lack of sufficient physical access to the CYT building. Not only is the main entrance compromised by outdated collection monitoring equipment, the lack of any other entrances besides the ADA main entrance to the building creates an unnecessary barrier to user access. Several individuals suggested a physical connection between the Nebraska East Union and CYT through an enclosed, climate controlled walkway. In addition, the following suggestions were submitted:

- Install colorful, alluring outside lightening to illuminate the building at night.
- Improve accessibility to and from the Nebraska East Union by an enclosed, above ground walkway allowing users access to the campus main areas without going outside (this was mentioned by all face-to-face groups).
- Construct an aesthetically pleasing main, “Grand” entrance to the building.
- Provide multiple access points in and out of the building from all sides.
- Create very visible signage that identifies the building and directs people there from other areas of the campus (one business/industry representative indicated there’s a natural connection between visiting the Dairy Store and moving to CYT. However, there’s no easy way to get between these two buildings).
- Install banners outside celebrating the land grant mission, IANR, CASNR, etc.

## **3. A Contemplative Outdoor Study Space**

Not only will well designed, external upgrades create a more inviting look to CYT overall, but many students, faculty and staff suggested the area directly surrounding CYT could stimulate creative thought and provide a studios environment. This includes the rooftop where architectural design features are commonplace in many commercial buildings allowing for the expansion of traditional building space. Additional recommendations:

- Create an enclosed, user-friendly, four-season roof area with plant life providing for a unique place to study “outdoors” during all seasons.
- Provide an abundance of charging outlets/docking stations complete with sufficient WIFI for powerful outdoor connectivity.
- Include comfortable, functional furniture that is conducive to studying.

## **4. A Transition Between Rural and Urban Between CYT’s Exterior and Interior**

Representatives from business, industry, and alumni groups suggested creating a transitional space highlighting (and celebrating) the various audiences served through

UNL's land grant mission. This includes the traditional rural audience (and could tie into the mission of the *Institute for the Rural Future*) and urban audiences and programs as well. This concept is enhanced by the following suggestions:

- Create mini native grass prairies to resemble rural, Great Plains ecosystems.
- Design the east entrance to the building to mimic an indoor “Main Street” feel and look as a gathering place for students as they enter the building.
- Provide “living” experiences within the very CYT structure with beehives and/or other insects behind transparent exterior walls to stimulate interest, create a “draw” and provide a concept for constantly changing ecosystems.

## **5. Space for Social Gathering**

Most individuals responding to the online survey or face-to-face focus groups felt that CYT could represent a gathering place as much as an academic environment. Many faculty, staff and alumni fondly remembered *Cornstalk* (an outdoor concert event on the lawn adjoining CYT), a social event that drew an audience from the surrounding neighborhoods as well as the university community. Several individuals emphasized the need to remember that CYT belongs to the citizens of Nebraska and, as such, events that invite and engage the surrounding neighborhoods can have lasting effects upon local users. These suggestions are further articulated by the following ideas:

- Develop a natural space for ‘Concerts on the Green’ in the lawn areas surrounding the building.
- Create an amphitheater concert area east of the building using the natural slope of the terrain as it extends away from CYT.
- Host a farmers market during appropriate seasons that is open to the public. This could be an extension outreach activity highlighting UNL Extension’s involvement in gardening, Master Gardeners, *Buy Fresh-Buy Local*, and other initiatives strategically highlighted to engage the urban Lincoln population.

---

## **Educational Space**

Learning is a diverse activity and the C. Y. Thompson building should reflect traditional and non-traditional approaches to discovery. This includes, but is not limited to, quiet and active learning space, low-tech and high-tech environments and individual and group workspaces. Foremost, the facility should serve as a place where growing knowledge capacity is the objective.

## 1. Educational Space Other Than Classrooms

Educational space is more than classroom facilities. There are limitless possibilities for the design and function of education space. These include the creation of the following:

- Space to enhance creativity, innovation, entrepreneurship.
- A resource center for topic areas (departmental specific reference material, easy access to topic specific staff, etc.).
- Flexible space to accommodate mini-Ted talks, engagement with industry, faculty and student project space, engagement with international audiences, and flexible classroom space (multiple team/group space surrounded by high tech cubicles for smaller groups and individuals to complete assignments relative to group project)
- Study Rooms that provide access to:
  - Touch screen technology/interaction technology
  - A combination of individual space and small group space
  - Whiteboards
  - Movable furniture
  - Projection capability to work on presentations and to access multi-media resources
- A mock commodity trading room with:
  - Glass walls for maximum exposure
  - Connection to commodity exchanges
  - 40+ computer workspaces with multiple monitors for analysis and commodity transactions
  - Instructional equipment and monitors
  - LED tickers and news monitors
- An international reading room and/or space dedicated to international interests, hosting foreign dignitaries, or presentations based upon international themes.

## 2. Classroom Space

Today's learner requires multiple approaches to classroom instruction. From flipped classrooms, to online and hybrid models, students are increasingly interested in models of learning that depart from the traditional classroom. However, there still exists a strong need in some situations for the four walls of a classroom. As a result, flexibility is a necessity. It is recommended that the *Scale-Up* model for classroom space be implemented in CYT. This concept is designed to support upside-down learning (or active, collaborative, discovery, etc.), with mobile furniture and multiple projection systems that allow students to move into a variety of configurations. Most are large classrooms for 100 students. Love

Library has a smaller version for 30 students that is effective for alternative classroom teaching approaches. *Scale-Up* classrooms can be accessed at: <http://scaleup.ncsu.edu/>.

### **3. Access**

Users will retain access to key historic collections, data management of a 'Big Data' repository, open access for information retrieval, increased access to digital collections, Kindle and e-book access, and audio books. Additional aspects of access for users include:

- New services or extension of existing services such as:
    - Testing center satellite
    - Career center
    - Writing center satellite
    - Computer lab with tech support
    - High quality printing available
    - Tutoring center
    - Student organization (RSO) space (storage, lockers, shared work space)
    - Classroom/lab instruction support (Stanford Design School)
    - Study Abroad satellite
    - Video-conference center
    - NEB-Guide access and printing space
  - Design requirements include:
    - Lockers for rent
    - Commuter student work space
- 

## **Community Space**

The community space element of the C.Y. Thompson building encompasses those interior spaces that are not solely focused on the scholarly pursuits of the academy (library reference collections, study space for students, scholarly writing areas dedicated for faculty, etc.). Rather, it is communal space accessed by building users for a variety of activities. The following design elements are recommended for improving the community space:

### **1. Design and Appearance**

- Exploit the natural light provided in the structure/improve interior space lighting.
- Dramatically enhance the environment with use of rounding elements, artwork, etc.

- Create living walls (vertical spaces containing growing foliage).
- Provide multiple fireplaces to ‘draw’ users to certain areas and to create a stress-free ambience conducive in places such as Starbucks®, Barnes & Noble®, and Panera Bakery®.
- Develop themed areas within the library (i.e. Oxford, group space, higher value technology, display space, browse unique collection, café, outdoor space).
- Utilize more effective use of color, texture, and natural materials to celebrate Nebraska and the state’s landscape.
- Install a waterfall or water element.
- Use windows as displays (high tech digital displays, bee colonies, etc.).
- Celebrate the history of the land grant, the history of Nebraska agriculture, stories of people and cultures.
- Celebrate international cultures, communities and opportunities.

## 2. Retail and Event Elements

Several who responded to the online survey or in focus group sessions indicated their desire to see more of a retail ‘feel’ or the incorporation of event elements to the building. These suggestions included the following:

- Provide a retail café, coffee shop, and food service (Starbucks®, Scooters®, etc.)
- Create an East Campus Farmer’s Market.
- Install a satellite UNL Dairy Store (inside the building).
- Host an event such as *Bulls, Buckles and Books*, a runway show featuring the work of the Textiles, Clothing and Design department. The name combines elements of Nebraska’s Land Grant University and its reputation for excellence in beef genetics research; fashion design on east campus, and elements of CYT’s library.
- Reading under the stars, performance elements, evening with “Cather” or “Sandoz” enactors or existing authors/thinkers.
- Integrate the international community more effectively on to east campus.
- Feature Nebraska stories and story tellers in specific events.
- Promote CYT as a video-conference center.
- Provide engaging spaces to facilitate interaction between industry, non-profits, students, and faculty.

Elements of the CYT building that would enhance the engagement of the greater east campus community, including those living in the surrounding neighborhoods include:

- Develop an outdoor amphitheater.



- Construct a climbing wall.
- Create performance space.
- Show outdoor movies in summer months.
- Construct a breezeway to the Nebraska East Union.
- Provide creative outdoor lighting.
- Install outdoor banners.
- Maintain excellent integration with existing green space.
- Construct inviting walkways to building entrances.
- Use existing glass as a format for display through creative lighting.
- Create a pathway approach that integrates the library as a campus intersection.

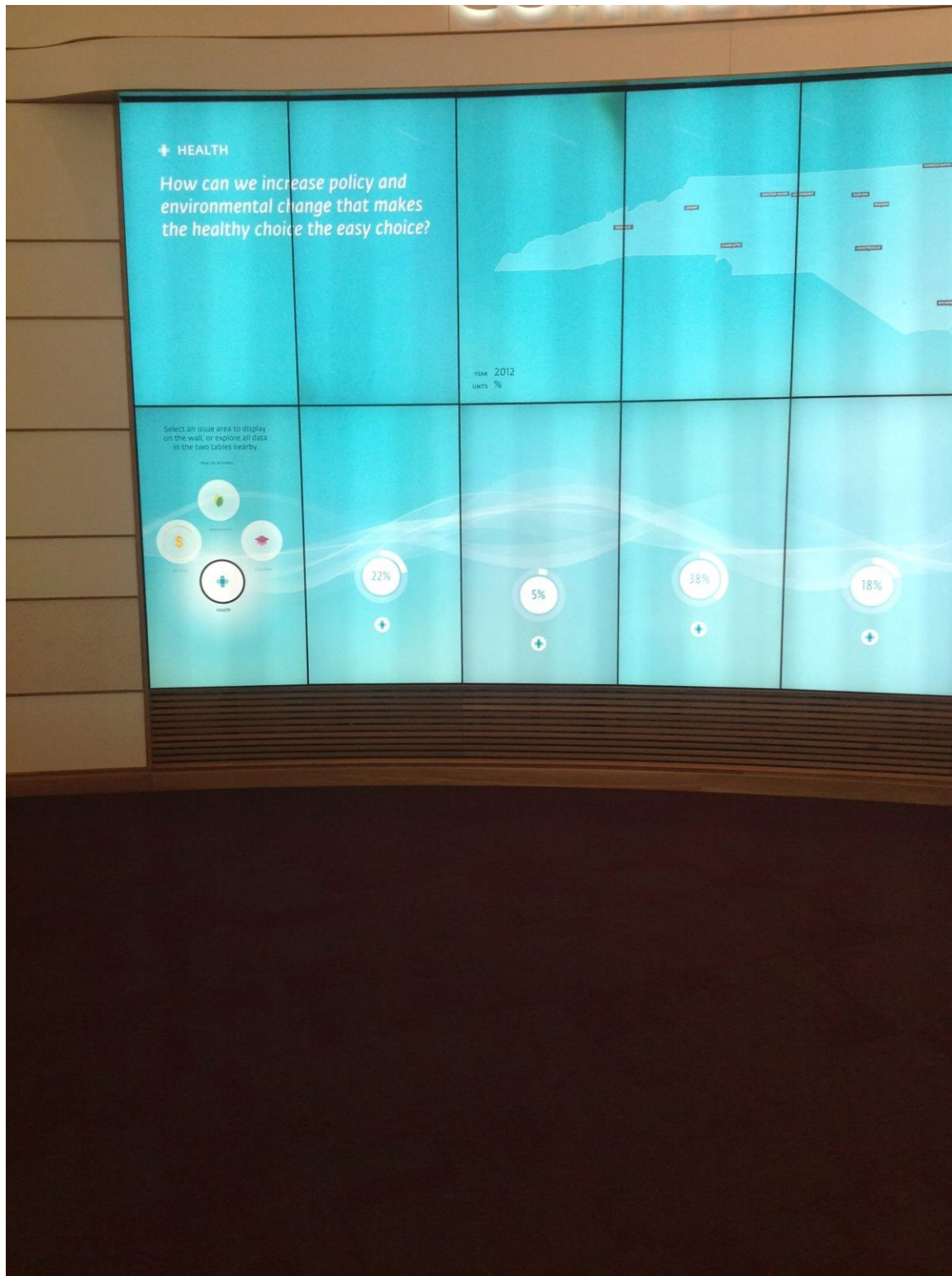
### **3. Celebrate Nebraska: People, Passions and Possibilities**

Video and/or micro-tile walls can be utilized to allow for changeable panoramic or modular displays, along with smaller interactive screens and other display items to celebrate Nebraskans and what makes Nebraska “the good life”. Topics could include:

- Nebraska entrepreneurs and/or inventions (Baldwin Gleaner, Flat iron steak, Kool-Aid®, etc.).
  - Native People – ethnic groups living in Nebraska over time, and their stories.
  - Agricultural associations: from the Grange movement to current organizations like Nebraska Cattlemen.
  - Immigrant populations - who they are, where they came from, how they settled, how they affected the Nebraska landscape, economy, and culture (much like ‘We the People’ Almanac).
  - Environment: the extraordinary diversity of the geology and how it has shaped the landscape, soil, flora and fauna of Nebraska.
-



North Carolina State University - Hunt Library Display



North Carolina State University - Hunt Library Micro Tile Display







North Carolina State University - Hunt Library Check Out System