

2016

Spin torque and Nernst effects in Dzyaloshinskii-Moriya ferromagnets

Alexey Kovalev

University of Nebraska - Lincoln, alexey.kovalev@unl.edu

Vladimir Zyuzin

University of Nebraska-Lincoln, zyuzin.vova@gmail.com

Follow this and additional works at: <http://digitalcommons.unl.edu/physicsfacpub>



Part of the [Condensed Matter Physics Commons](#)

Kovalev, Alexey and Zyuzin, Vladimir, "Spin torque and Nernst effects in Dzyaloshinskii-Moriya ferromagnets" (2016). *Faculty Publications, Department of Physics and Astronomy*. 168.

<http://digitalcommons.unl.edu/physicsfacpub/168>

This Article is brought to you for free and open access by the Research Papers in Physics and Astronomy at DigitalCommons@University of Nebraska - Lincoln. It has been accepted for inclusion in Faculty Publications, Department of Physics and Astronomy by an authorized administrator of DigitalCommons@University of Nebraska - Lincoln.

Spin torque and Nernst effects in Dzyaloshinskii-Moriya ferromagnets

Alexey A. Kovalev and Vladimir Zyuzin

*Department of Physics and Astronomy and Nebraska Center for Materials and Nanoscience,
University of Nebraska, Lincoln, Nebraska 68588, USA*

(Received 23 September 2015; revised manuscript received 10 February 2016; published 11 April 2016)

We predict that a temperature gradient can induce a magnon-mediated intrinsic torque in systems with a nontrivial magnon Berry curvature. With the help of a microscopic linear response theory of nonequilibrium magnon-mediated torques and spin currents we identify the interband and intraband components that manifest in ferromagnets with Dzyaloshinskii-Moriya interactions and magnetic textures. To illustrate and assess the importance of such effects, we apply the linear response theory to the magnon-mediated spin Nernst and torque responses in a kagome lattice ferromagnet.

DOI: [10.1103/PhysRevB.93.161106](https://doi.org/10.1103/PhysRevB.93.161106)

Studies of the spin degree of freedom in spintronics [1] naturally extend to include the interplay between the energy and spin flows in the field of spin caloritronics [2,3]. Improved efficiency in interconversion between energy and spin [4] could result in important applications, e.g., for energy harvesting, cooling, and magnetization control [5–10]. Magnetic insulators such as yttrium iron garnet (YIG) or $\text{Lu}_2\text{V}_2\text{O}_7$ offer a perfect playground for spin caloritronics where due to the absence of an electron continuum, dissipation can be lowered as only the spin and energy matter [11–13]. It has already been demonstrated in recent experiments that energy currents can be used for magnetization control [14,15]. This opens new possibilities for application of magnon-mediated torques in racetrack memories [16,17], and even in quantum-information manipulations [18].

As we show in this study, the magnon-mediated torque is closely related to the magnon-mediated thermal Hall effect. The latter has been observed in $\text{Lu}_2\text{V}_2\text{O}_7$ [12] and explained by the Berry curvature of magnon bands [19–21] where the physics is reminiscent of the anomalous Hall effect [22]. The possibility of the magnon edge currents and tunable topology of the magnon bands has also been discussed in the context of magnetic insulators [19,23–25]. In a recent experiment, the magnon-mediated thermal Hall effect showed sign reversal with changes in temperature or magnetic field in the kagome magnet $\text{Cu}(1-3, \text{bdc})$ [26]. Since magnons also carry spin it would be natural to also study how spin currents can be generated from temperature gradients, i.e., the spin Nernst effect, in materials with nontrivial topology of magnon bands. However, both the magnon-mediated torque and the spin Nernst effect have not been addressed in systems with nontrivial magnon Berry curvatures. Such calculations inevitably require generalizations of linear response methods developed in the 1960s and 1970s [27,28] to bosonic systems and consideration of the spin current analog of the energy magnetization contribution [29].

In this Rapid Communication, we predict that a temperature gradient can induce a magnon-mediated intrinsic torque in systems with nontrivial magnon Berry curvatures. To this end, we formulate a microscopic linear response theory to temperature gradients for ferromagnets with multiple magnon bands. We follow the Luttinger approach of the gravitational scalar potential [27,30]. Our theory is capable of capturing the nontrivial topology of magnon bands resulting from

the Dzyaloshinskii-Moriya interactions (DMI) [31,32]. An additional vector potential corresponding to the magnetic texture can be readily introduced in our approach via minimal coupling. We note that the predicted magnon-mediated torques are bosonic analogs of the spin-orbit torques [33–42]. We find that torques due to Dzyaloshinskii-Moriya interactions (DM torques) can only arise in systems lacking the center of inversion. This is in contrast to the the magnon-mediated spin Nernst effect. Finally, we express the intrinsic contribution to the DM torque via the mixed Berry curvature calculated with respect to the variation of the magnetization and momentum [22]. We apply our linear response theory to the magnon-mediated spin Nernst and torque responses in a kagome lattice ferromagnet. We note that the latter can be detected by studying the magnetization dynamics while the former can be detected by the inverse spin Hall effect.

Microscopic theory. We consider a noninteracting boson Hamiltonian describing the magnon fields:

$$\mathcal{H} = \int d\mathbf{r} \Psi^\dagger(\mathbf{r}) H \Psi(\mathbf{r}), \quad (1)$$

where H is a Hermitian matrix of the size $N \times N$ and $\Psi^\dagger(\mathbf{r}) = [a_1^\dagger(\mathbf{r}), \dots, a_N^\dagger(\mathbf{r})]$ describes N bosonic fields corresponding to the number of modes within a unit cell (or the number of spin-wave bands). The Hamiltonian in Eq. (1) can also account for smooth magnetic textures via minimal coupling to the texture-induced vector potential \mathcal{A} via the additional term $(\mathcal{A}_\alpha \cdot \mathbf{m}) j_\alpha^s$ where j_α^s is the magnon spin current [30,43]. The Fourier transformed Hamiltonian is

$$\mathcal{H} = \sum_{\mathbf{k}} a_{\mathbf{k}}^\dagger H(\mathbf{k}) a_{\mathbf{k}}, \quad (2)$$

where $a_{\mathbf{k}}^\dagger$ is the Fourier transformed vector of creation operators. The Hamiltonian in Eq. (2) can be diagonalized by a unitary matrix $T_{\mathbf{k}}$, i.e., $\mathcal{E}_{\mathbf{k}} = T_{\mathbf{k}}^\dagger H(\mathbf{k}) T_{\mathbf{k}}$ and $T_{\mathbf{k}}^\dagger T_{\mathbf{k}} = 1_{N \times N}$ where $\mathcal{E}_{\mathbf{k}}$ is the diagonal matrix of band energies, and $1_{N \times N}$ is the $N \times N$ unit matrix. As shown by Luttinger [27], the effect of the temperature gradient can be replicated by introducing a perturbation to the Hamiltonian in Eq. (1):

$$\mathcal{H}' = \frac{1}{2} \int d\mathbf{r} \Psi^\dagger(\mathbf{r}) (H \chi + \chi H) \Psi(\mathbf{r}), \quad (3)$$

where the nonequilibrium magnon-mediated field can be treated as a linear response to the perturbation in Eq. (3) and $\partial_i \chi = \partial_i T/T$.

The nonequilibrium magnon-mediated field can be calculated by invoking arguments similar to those for the spin-orbit torque [37,44,45]:

$$\mathbf{h}_{\text{tot}} = \mathbf{h} + \mathbf{h}' = -\langle \partial_{\mathbf{m}} \mathcal{H} \rangle_{\text{ne}} - \langle \partial_{\mathbf{m}} \mathcal{H}' \rangle_{\text{eq}}, \quad (4)$$

where the averaging is done either over the equilibrium or nonequilibrium state induced by the temperature gradient, and \mathbf{m} is a unit vector in the direction of the spin density s . The magnon-mediated torque can be expressed as $\mathcal{T} = \mathbf{m} \times \mathbf{h}_{\text{tot}}$ leading to modification of the Landau-Lifshitz-Gilbert equation, i.e., $s(1 + \alpha \mathbf{m} \times) \dot{\mathbf{m}} = \mathbf{m} \times \mathbf{H}_{\text{eff}} + \mathcal{T}$ where \mathbf{H}_{eff} is the effective magnetic field. We are also concerned with the magnon current carrying spin which has two components:

$$\mathbf{J}_{\text{tot}} = \langle \mathbf{J} \rangle_{\text{ne}} + \langle \mathbf{J}' \rangle_{\text{eq}}, \quad (5)$$

where the first component, $\mathbf{J} = \int d\mathbf{r} \Psi^\dagger(\mathbf{r}) \mathbf{v} \Psi(\mathbf{r})$, does not depend on the temperature gradient and the second component, $\mathbf{J}' = (1/2) \int d\mathbf{r} \Psi^\dagger(\mathbf{r}) (\mathbf{v} \chi + \chi \mathbf{v}) \Psi(\mathbf{r})$, is proportional to the temperature gradient. The latter contribution is related to the spin current analog of the energy magnetization [29]. Here the velocity operator is given by $\mathbf{v} = (1/i\hbar)[\mathbf{r}, H]$. The magnon current density \mathbf{j} is introduced in a standard way from the continuity equation $\dot{\rho} + \nabla \cdot \mathbf{j}(\mathbf{r}) = 0$ where ρ is the density of magnons. In our discussion, we employ the expression for the energy current density, $\mathbf{j}^Q(\mathbf{r}) = (1/2) \Psi^\dagger(\mathbf{r}) (\mathbf{v} H + H \mathbf{v}) \Psi(\mathbf{r})$, and the macroscopic energy current $\mathbf{J}^Q = \int d\mathbf{r} \mathbf{j}^Q(\mathbf{r})$ corresponding to the continuity equation $\dot{\rho}_E + \nabla \cdot \mathbf{j}^Q(\mathbf{r}) = 0$ with ρ_E being the energy density. Note that we omitted the component of \mathbf{j}^Q proportional to $\partial_i \chi$ because it is irrelevant to our discussion. Within the linear response theory, the response of an operator X to temperature gradient becomes

$$\langle X_i \rangle_{\text{ne}} = \lim_{\Omega \rightarrow 0} \{ [\Pi_{ij}^R(\Omega) - \Pi_{ij}^R(0)] / i\Omega \} \partial_j \chi, \quad (6)$$

where \mathbf{X} is either spin current $-\hbar \mathbf{J}$ or nonequilibrium field $\mathbf{h} = -\partial_{\mathbf{m}} H$, $\Pi_{ij}^R(\Omega) = \Pi_{ij}(\Omega + i0)$ is the retarded correlation function related to the following correlator in Matsubara formalism, $\Pi_{ij}(i\Omega) = -\int_0^\beta d\tau e^{i\Omega\tau} \langle T_\tau X_i X_j^Q \rangle$. Note that the energy current originates from the expression $\mathcal{H}' = (i/\hbar)[\mathcal{H}, \mathcal{H}'] = \mathbf{J}^Q \partial \chi$.

We calculate the correlator in Eq. (6) by considering the simplest bubble diagram for Π_{ij} and performing the analytic continuation. We express the result through a response tensor $t_{ij} = t_{ij}^I + t_{ij}^{\text{II}}$ such that $X_i = -t_{ij} \partial_j \chi$ [46]

$$\begin{aligned} t_{ij}^I &= \frac{1}{\hbar} \int \frac{d\omega}{2\pi} g(\omega) \frac{d}{d\omega} \text{ReTr} \langle X_i G^R \mathcal{J}_j G^A - X_i G^R \mathcal{J}_j G^R \rangle, \\ t_{ij}^{\text{II}} &= \frac{1}{\hbar} \int \frac{d\omega}{2\pi} g(\omega) \text{ReTr} \left\langle X_i G^R \mathcal{J}_j \frac{dG^R}{d\omega} - X_i \frac{dG^R}{d\omega} \mathcal{J}_j G^R \right\rangle, \end{aligned} \quad (7)$$

where $g(\omega)$ is the Bose distribution function $g(\omega) = 1/[\exp(\hbar\omega/k_B T) - 1]$, $G^R = \hbar(\hbar\omega - H + i\Gamma)^{-1}$, $G^A = \hbar(\hbar\omega - H - i\Gamma)^{-1}$, and $\mathcal{J} = (\mathbf{v} H + H \mathbf{v})/2$. For practical purposes, we Fourier transform Eq. (7) which leads to additional momentum integration and momentum transformed

terms, i.e., $G^R(\mathbf{k}) = \hbar(\hbar\omega - H(\mathbf{k}) + i\Gamma)^{-1}$, $\mathbf{h}_k = -\partial_{\mathbf{m}} H(\mathbf{k})$, $\mathbf{v}_k = \partial_{\hbar\mathbf{k}} H(\mathbf{k})$, and $\mathcal{J}_k = (\mathbf{v}_k H(\mathbf{k}) + H(\mathbf{k}) \mathbf{v}_k)/2$. The approximation we are using can be improved by performing the disorder averaging which is indicated by brackets in Eq. (7). In addition, interactions with phonons can be also taken into account and can result in additional dissipative corrections to the torque. Throughout this paper, we adopt a simple phenomenological treatment by relating the quasiparticle broadening to the Gilbert damping, i.e., $\Gamma = \alpha \hbar \omega$.

Berry curvature formulation. It is very insightful to carry out the frequency integrations in Eq. (7), keeping only the two leading orders in Γ and combining the linear response result with the nonequilibrium contribution \mathbf{h}' in Eq. (4) or \mathbf{J}' in Eq. (5). To carry the integrations in Eq. (7) we use the diagonal basis defined by rotation matrices T_k , and transform the contributions \mathbf{h}' and \mathbf{J}' to an integral over energies following the approach of Smrcka and Streda [20,28]. Using the covariant derivative we calculate the rotated velocity, $T_k^\dagger \hbar \mathbf{v}_k T_k = \partial_{\mathbf{k}} \mathcal{E}_k - i \mathcal{A}_k \mathcal{E}_k + i \mathcal{E}_k \mathcal{A}_k$, and nonequilibrium field, $T_k^\dagger \mathbf{h}_k T_k = \partial_{\mathbf{m}} \mathcal{E}_k - i \mathcal{A}_m \mathcal{E}_k + i \mathcal{E}_k \mathcal{A}_m$, where $\mathcal{A}_k = i T_k^\dagger \partial_{\mathbf{k}} T_k$ and $\mathcal{A}_m = i T_k^\dagger \partial_{\mathbf{m}} T_k$. Substituting these in Eq. (7) we identify the intraband and interband contributions to the response tensor [46]:

$$\begin{aligned} t_{ij}^{\text{intra}} &= \frac{1}{V} \sum_{\mathbf{k}} \sum_{n=1}^N \frac{1}{2\Gamma_k} (\partial_{x_i} \mathcal{E}_{nk}) (\partial_{k_j} \mathcal{E}_{nk}) \mathcal{E}_{nk} g'(\mathcal{E}_{nk}), \\ t_{ij}^{\text{inter}} &= \frac{k_B T}{V} \sum_{\mathbf{k}} \sum_{n=1}^N c_1 [g(\mathcal{E}_{nk})] \Omega_{x_i k_j}^n(\mathbf{k}), \end{aligned} \quad (8)$$

where x_i is either m_i or k_i , $\mathcal{E}_{nk} = [\mathcal{E}_k]_{nn}$, $\Gamma_{nk} = \alpha \mathcal{E}_{nk}$, $g'(\mathcal{E}_{nk}) = (2k_B T)^{-1} \{1 - \cosh(\mathcal{E}_{nk}/k_B T)\}^{-1}$, $c_1[x] = \int_0^x dt \ln[(1+t)/t] = (1+x) \ln[1+x] - x \ln x$, V is volume, and we introduced the Berry curvature of the n th band:

$$\Omega_{x_i k_j}^n(\mathbf{k}) = i[(\partial_{x_i} T_k^\dagger)(\partial_{k_j} T_k) - (\partial_{k_j} T_k^\dagger)(\partial_{x_i} T_k)]_{nn}. \quad (9)$$

Such Berry curvatures naturally appear in discussions of semiclassical equations of motion for Hamiltonians with slowly varying parameters [22]. Derivation of Eq. (8) (see Supplemental Material [46]) should also hold for fermion systems given that $c_1(\mathcal{E}_{nk}) = -\int_{\mathcal{E}_{nk}}^\infty \eta \frac{dn_F(\eta)}{d\eta} d\eta$ where the Fermi-Dirac distribution n_F replaces g [47]. By applying the time reversal transformation, i.e., $\mathbf{k} \rightarrow -\mathbf{k}$, $\mathbf{m} \rightarrow -\mathbf{m}$, $\Omega_{x_i k_j}^n \rightarrow -\Omega_{-x_i -k_j}^n$, to Eqs. (8) we recover the transformation properties of t_{ij}^{intra} and t_{ij}^{inter} under the magnetization reversal. In particular, it is clear that t_{ij}^{intra} is even under the magnetization reversal and is divergent as $\Gamma \rightarrow 0$. On the other hand, t_{ij}^{inter} is odd under the magnetization reversal and corresponds to the intrinsic contribution independent of Γ . In terms of spin torques, the former corresponds to the fieldlike torque and the latter to the antidamping (or dissipative) intrinsic torque.

Model. We apply our theory to the magnon current and torque response of a kagome lattice ferromagnet with DMI (see Fig. 1). The exchange and DMI terms in the Hamiltonian are given by [31,32]

$$\mathcal{H} = -\frac{J}{2} \sum_{i \neq j} \mathbf{S}_i \cdot \mathbf{S}_j + \frac{1}{2} \sum_{i \neq j} \mathbf{D}_{ij} \cdot (\mathbf{S}_i \times \mathbf{S}_j), \quad (10)$$

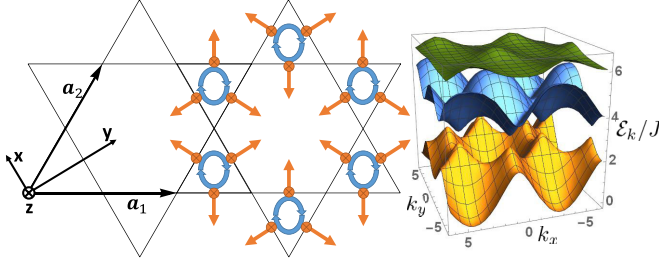


FIG. 1. Left: Two-dimensional kagome lattice with lattice vectors \mathbf{a}_1 and \mathbf{a}_2 where atoms are placed in the corners of triangles. DMI are shown by vectors perpendicular to the bonds. The DMI of strength D_1 point into the page while the Rashba-like DMI of strength D_2 lie in the page. Right: The three magnon bands are plotted for the case of broken mirror symmetry with respect to the kagome plane due to the Rashba-like DMI. The direction of the spin density is given by $\mathbf{m} = \hat{x} \sin(\pi/6) + \hat{z} \cos(\pi/6)$.

where J corresponds to the nearest neighbor interaction, and \mathbf{D}_{ij} is the DMI vector between sites i and j ($\mathbf{D}_{ij} = -\mathbf{D}_{ji}$). We take the DMI vector to be $\mathbf{D}_{ij} = D_1 \hat{z}$ for the ordering of sites shown by the arrow inside triangles in Fig. 1. Such configuration corresponds to systems with the center of inversion. In some cases, we also add a Rashba-like in-plane contribution, $\mathbf{D}_{ij} = D_2 (\hat{z} \times \hat{i}\hat{j})$, that breaks the mirror symmetry with respect to the kagome plane where $\hat{i}\hat{j}$ is a unit vector connecting sites i and j (\mathbf{D}_{ij} is shown by arrows in Fig. 1). We also add the Zeeman term due to an external magnetic field that fixes the direction of the magnetization direction along the field. After applying the Holstein-Primakoff transformation, we arrive at a noninteracting Hamiltonian compatible with Eq. (1). A typical magnon spectrum is shown in Fig. 1 where the lower, middle, and upper bands have the Chern numbers 1, 0, and -1 , respectively.

Spin Nernst effect. The thermal Hall effect manifests itself in the transverse temperature gradient [12,20,25]. Here we calculate the transverse spin current which can be detected, e.g., via the inverse spin Hall effect in a Pt contact attached to the sample [48]. The spin Nernst conductivity α_{ij}^s relates the temperature gradient to the spin current density, i.e., $j_i^s = -\hbar j_i = -\alpha_{ij}^s \partial_j T$ where each magnon carries the angular momentum $-\hbar$. From Eq. (8) we obtain $\alpha_{ij}^s = t_{ij}/T$ with only the interband part contributing to α_{ij}^s . For a model calculation, we consider Eq. (10). The spin Nernst effect can take place in systems with the center of inversion, thus the Rashba-like DMI described by parameter D_2 can be zero. By integrating the Berry curvature over the Brillouin zone, we arrive at the result in Fig. 2 where α_{ij}^s is dominated by the lowest band in Fig. 1 with the positive Chern number. For a three-dimensional system containing weakly interacting kagome layers, we can write $\alpha_{ij}^{3D} = \alpha_{ij}^s/c$ where $c \propto a$ is the interlayer distance and a is the lattice constant. Given the results in Fig. 2, it seems possible to generate a transverse spin current of the order of 10^{-10} J/m² from a temperature gradient of 20 K/mm [15] in three-dimensional systems. Spin currents of such magnitude are typical for spin pumping experiments [4].

Nonequilibrium torques. To present our results we introduce the thermal torkance β_{ij} that relates the magnetization

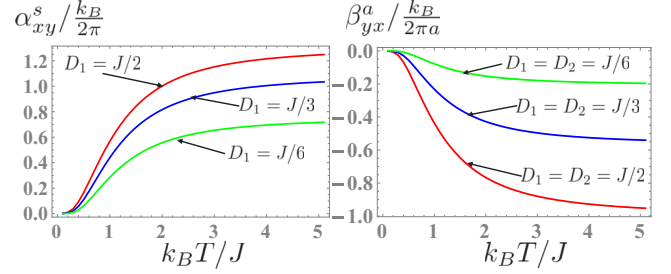


FIG. 2. Left: Spin Nernst conductivity α_{ij}^s versus temperature T for DMI $D_2 = 0$ and $D_1 = J/2, J/3$, and $J/6$. Right: Thermal torkance β_{yx}^a corresponding to the antidamping part of the torque versus temperature T for DMI $D_1 = D_2 = J/2, J/3$, and $J/6$. Note that the temperature range is not limited by the Curie temperature in order to show the asymptotic behavior. In both figures the direction of the spin density is given by $\mathbf{m} = \hat{z}$.

torque to the temperature gradient, i.e., $\mathcal{T}_i = -\beta_{ij} \partial_j T$ or $\beta_{ij} = m_i \varepsilon_{lki} t_{kj} / T$ in terms of Eq. (8) where ε_{lki} is the antisymmetric tensor. We further separate the torkance β_{ij} into the fieldlike part β_{ij}^f that is odd in the magnetization and the antidamping part β_{ij}^a that is even in the magnetization.

To uncover the effect of Berry curvature, we apply our theory to the model in Eq. (10). Within our theory the antidamping component of the torque entirely comes from the Berry curvature contribution in Eq. (8). The largest component of β_{ij}^a corresponding to the temperature gradient along the x axis, the torque along the y axis, and the spin density along the z axis is plotted in Fig. 2. The temperature dependence of β_{ij}^a resembles the temperature dependence of the spin Nernst conductivity where we observe larger effect at higher temperatures. For a three-dimensional system containing weakly interacting kagome layers, we obtain $\beta_{ij}^{3D} = \beta_{ij}/c$ where c is the interlayer distance. In Fig. 3, we plot the nonequilibrium magnon-mediated torque separated into the fieldlike and antidamping parts, $\mathcal{T} = \mathcal{T}^f + \mathcal{T}^a$, on a unit sphere representing the spin density vector \mathbf{m} . The torque in

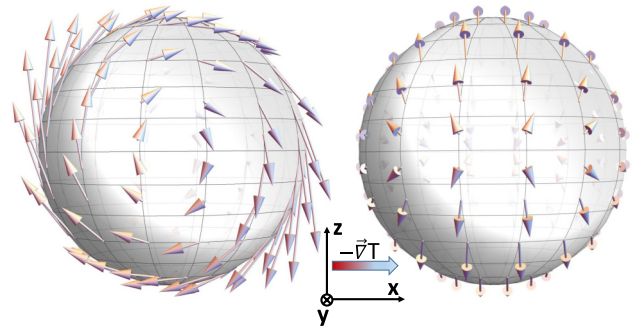


FIG. 3. Nonequilibrium magnon-mediated torque \mathcal{T} plotted on a unit sphere representing the direction of uniform spin density \mathbf{m} . The temperature is $T = 2J$ and the gradient is applied along the $-\hat{x}$ direction. The fieldlike torque component \mathcal{T}^f that is odd in the magnetization is plotted on the left and the antidamping component \mathcal{T}^a that is even in the magnetization is plotted on the right. The fieldlike component is rescaled by Gilbert damping to match in scale the antidamping component, i.e., $\mathcal{T}^f \rightarrow \alpha \mathcal{T}^f$.

Fig. 3 can be obtained from phenomenological expressions obtained for films with structural asymmetry along the z axis [10,49], $\mathcal{T}_i^f \propto (\mathbf{m} \times \mathbf{D}_i) \partial_i T$ and $\mathcal{T}_i^a \propto \mathbf{m} \times (\mathbf{m} \times \mathbf{D}_i) \partial_i T$, by a deformation not involving the change in topology where $\mathbf{D}_i = \mathbf{e}_z \times \mathbf{e}_i$ and i is either x or y .

A ballpark estimate of the strength of the nonequilibrium magnon-mediated torque can be done by considering only the lowest band in the quadratic approximation, i.e., we have $H(\mathbf{k}) = \hbar A [k_\alpha + \mathbf{m} \cdot (\mathbf{D}_\alpha / A - \mathcal{A}_\alpha)]^2 / s$ where A is the exchange stiffness, \mathcal{A}_α is the texture-induced vector potential, s is the spin density, and a tensor $D_{\alpha\beta} = \mathbf{D}_\alpha \cdot \mathbf{e}_\beta$ describes DMI. After substituting this spectrum in the first Eq. (8) we obtain the longitudinal spin current $\mathbf{j}^s = -\hbar \mathbf{j} = k_B \partial T [\sqrt{\pi} \zeta(3/2)] / (8\pi^2 \lambda \alpha)$ where ζ is the Riemann zeta function and $\lambda = \sqrt{\hbar A / s k_B T}$ is the thermal magnon wavelength. The same Eq. (8) results in the expression for the nonequilibrium fieldlike torque density:

$$\mathcal{T}^f = [\mathbf{m} \times (\mathbf{D}_\alpha / A - \mathcal{A}_\alpha)] j_\alpha^s, \quad (11)$$

which agrees with the earlier results obtained for a single-band ferromagnet [10,49–52]. Here the torque is generated within the whole volume. This is contrary to the conventional spin-transfer torque which is generated only close to the interface [53]. The typical charge current density $j^e = 10^{10}$ A/m² sufficient for the spin-transfer torque switching should be compared to $2ejdD/A \approx 10^9$ A/m² where e is the electron charge, D is the strength of DMI, and d is the width of the magnet. For the estimate of the fieldlike torque, we assume that $d = A/D$, $\partial_i T = 20$ K/mm, and $\alpha = 10^{-4}$ [15].

Conclusions. We developed a linear response theory to temperature gradients for magnetization torques (DM torques).

We identify the intrinsic part of the DM torque and express it through the Berry curvature. We note that similar expressions also arise for the magnon-mediated spin Nernst effect. According to our estimates, the spin Nernst effect leads to substantial spin currents that could be measured, e.g., by the inverse spin Hall techniques [48] in such materials as pyrochlore crystals (e.g., Lu₂V₂O₇) and the kagome ferromagnets [26,54] [e.g., Cu(1-3, bdc)]. In particular, a voltage should arise in the neighboring heavy metal due to the inverse spin Hall effect in full analogy to measurements of the spin Seebeck effect and spin pumping [4]. We also find that the DM torques should influence the magnetization dynamics in ferromagnets with DMI; however, larger temperature gradients (compared to 20 K/mm used in estimates [15]) are required, e.g., for magnetization switching [55]. For the validity of the linear response approximation the temperature should not change much over the magnon mean free path. The DM torque can only arise in materials with structural asymmetry or lacking the center of inversion. Of relevance could be jarosites [56] or ferromagnets and ferrimagnets containing buckled kagome layers [57,58]. Our theory can be readily generalized to antiferromagnets and ferrimagnets, extending the range of materials suitable for observation of DM torques. In particular, an antiferromagnet does not have to have the center of inversion in order to exhibit the DM torque, provided each sublattice individually lacks the center of inversion.

Acknowledgments. We gratefully acknowledge stimulating discussions with Kirill Belashchenko and Gen Tatara. This work was supported in part by the DOE Early Career Award DE-SC0014189 and by the NSF under Grants No. PHY-1415600, No. PHY11-25915, and No. DMR-1420645.

-
- [1] I. Žutić, J. Fabian, and S. Das Sarma, *Rev. Mod. Phys.* **76**, 323 (2004).
 - [2] G. E. W. Bauer, E. Saitoh, and B. J. van Wees, *Nat. Mater.* **11**, 391 (2012).
 - [3] S. T. B. Goennenwein and G. E. W. Bauer, *Nat. Nanotech.* **7**, 145 (2012).
 - [4] M. Weiler, M. Althammer, M. Schreier, J. Lotze, M. Pernpeintner, S. Meyer, H. Huebl, R. Gross, A. Kamra, J. Xiao *et al.*, *Phys. Rev. Lett.* **111**, 176601 (2013).
 - [5] M. Hatami, G. E. W. Bauer, Q. Zhang, and P. J. Kelly, *Phys. Rev. Lett.* **99**, 066603 (2007).
 - [6] G. E. W. Bauer, S. Bretzel, A. Brataas, and Y. Tserkovnyak, *Phys. Rev. B* **81**, 024427 (2010).
 - [7] A. A. Kovalev and Y. Tserkovnyak, *Phys. Rev. B* **80**, 100408 (2009).
 - [8] A. B. Cahaya, O. A. Tretiakov, and G. E. W. Bauer, *Appl. Phys. Lett.* **104**, 042402 (2014).
 - [9] A. A. Kovalev and Y. Tserkovnyak, *Solid State Commun.* **150**, 500 (2010).
 - [10] A. A. Kovalev and U. Güngördü, *Europhys. Lett.* **109**, 67008 (2015).
 - [11] Y. Kajiwara, K. Harii, S. Takahashi, J. Ohe, K. Uchida, M. Mizuguchi, H. Umezawa, H. Kawai, K. Ando, K. Takanashi *et al.*, *Nature* **464**, 262 (2010).
 - [12] Y. Onose, T. Ideue, H. Katsura, Y. Shiomi, N. Nagaosa, and Y. Tokura, *Science* **329**, 297 (2010).
 - [13] K. Uchida, J. Xiao, H. Adachi, J. Ohe, S. Takahashi, J. Ieda, T. Ota, Y. Kajiwara, H. Umezawa, H. Kawai *et al.*, *Nat. Mater.* **9**, 894 (2010).
 - [14] J. Torrejon, G. Malinowski, M. Pelloux, R. Weil, A. Thiaville, J. Curiale, D. Lacour, F. Montaigne, and M. Hehn, *Phys. Rev. Lett.* **109**, 106601 (2012).
 - [15] W. Jiang, P. Upadhyaya, Y. Fan, J. Zhao, M. Wang, L.-T. Chang, M. Lang, K. L. Wong, M. Lewis, Y.-T. Lin *et al.*, *Phys. Rev. Lett.* **110**, 177202 (2013).
 - [16] S. S. P. Parkin, M. Hayashi, and L. Thomas, *Science* **320**, 190 (2008).
 - [17] A. Brataas, A. D. Kent, and H. Ohno, *Nat. Mater.* **11**, 372 (2012).
 - [18] S. K. Kim, S. Tewari, and Y. Tserkovnyak, *Phys. Rev. B* **92**, 020412 (2015).
 - [19] R. Matsumoto and S. Murakami, *Phys. Rev. Lett.* **106**, 197202 (2011).
 - [20] R. Matsumoto, R. Shindou, and S. Murakami, *Phys. Rev. B* **89**, 054420 (2014).
 - [21] H. Katsura, N. Nagaosa, and P. A. Lee, *Phys. Rev. Lett.* **104**, 066403 (2010).
 - [22] G. Sundaram and Q. Niu, *Phys. Rev. B* **59**, 14915 (1999).

- [23] L. Zhang, J. Ren, J.-S. Wang, and B. Li, *Phys. Rev. B* **87**, 144101 (2013).
- [24] A. Mook, J. Henk, and I. Mertig, *Phys. Rev. B* **90**, 024412 (2014).
- [25] A. Mook, J. Henk, and I. Mertig, *Phys. Rev. B* **89**, 134409 (2014).
- [26] M. Hirschberger, R. Chisnell, Y. S. Lee, and N. P. Ong, *Phys. Rev. Lett.* **115**, 106603 (2015).
- [27] J. M. Luttinger, *Phys. Rev.* **135**, A1505 (1964).
- [28] L. Smrcka and P. Streda, *J. Phys. C* **10**, 2153 (1977).
- [29] T. Qin, Q. Niu, and J. Shi, *Phys. Rev. Lett.* **107**, 236601 (2011).
- [30] G. Tatara, *Phys. Rev. B* **92**, 064405 (2015).
- [31] T. Moriya, *Phys. Rev.* **120**, 91 (1960).
- [32] I. Dzyaloshinsky, *J. Phys. Chem. Solids* **4**, 241 (1958).
- [33] B. A. Bernevig and O. Vafek, *Phys. Rev. B* **72**, 033203 (2005).
- [34] A. Manchon and S. Zhang, *Phys. Rev. B* **78**, 212405 (2008).
- [35] A. Matos-Abiad and R. L. Rodríguez-Suárez, *Phys. Rev. B* **80**, 094424 (2009).
- [36] A. Chernyshov, M. Overby, X. Liu, J. K. Furdyna, Y. Lyanda-Geller, and L. P. Rokhinson, *Nat. Phys.* **5**, 656 (2009).
- [37] I. Garate and A. H. MacDonald, *Phys. Rev. B* **80**, 134403 (2009).
- [38] M. Endo, F. Matsukura, and H. Ohno, *Appl. Phys. Lett.* **97**, 222501 (2010).
- [39] D. Fang, H. Kurebayashi, J. Wunderlich, K. Výborný, L. P. Žárbo, R. P. Campion, A. Casiraghi, B. L. Gallagher, T. Jungwirth, and A. J. Ferguson, *Nat. Nanotechnol.* **6**, 413 (2011).
- [40] L. Liu, C.-F. Pai, Y. Li, H. W. Tseng, D. C. Ralph, and R. A. Buhrman, *Science* **336**, 555 (2012).
- [41] H. Kurebayashi, J. Sinova, D. Fang, A. C. Irvine, T. D. Skinner, J. Wunderlich, V. Novák, R. P. Campion, B. L. Gallagher, E. K. Vehstedt *et al.*, *Nat. Nanotechnol.* **9**, 211 (2014).
- [42] K. Garello, I. M. Miron, C. O. Avci, F. Freimuth, Y. Mokrousov, S. Blügel, S. Auffret, O. Boulle, G. Gaudin, and P. Gambardella, *Nat. Nanotechnol.* **8**, 587 (2013).
- [43] A. A. Kovalev and Y. Tserkovnyak, *Europhys. Lett.* **97**, 67002 (2012).
- [44] G. Géranton, F. Freimuth, S. Blügel, and Y. Mokrousov, *Phys. Rev. B* **91**, 014417 (2015).
- [45] A. Qaiumzadeh, R. A. Duine, and M. Titov, *Phys. Rev. B* **92**, 014402 (2015).
- [46] See Supplemental Material at <http://link.aps.org/supplemental/10.1103/PhysRevB.93.161106> for detailed derivations.
- [47] F. Freimuth, S. Blügel, and Y. Mokrousov, [arXiv:1602.03319](https://arxiv.org/abs/1602.03319).
- [48] E. Saitoh, M. Ueda, H. Miyajima, and G. Tatara, *Appl. Phys. Lett.* **88**, 182509 (2006).
- [49] A. Manchon, P. B. Ndiaye, J.-H. Moon, H.-W. Lee, and K.-J. Lee, *Phys. Rev. B* **90**, 224403 (2014).
- [50] A. A. Kovalev, *Phys. Rev. B* **89**, 241101 (2014).
- [51] J. Linder, *Phys. Rev. B* **90**, 041412 (2014).
- [52] S. K. Kim and Y. Tserkovnyak, *Phys. Rev. B* **92**, 020410 (2015).
- [53] A. A. Kovalev, A. Brataas, and G. E. W. Bauer, *Phys. Rev. B* **66**, 224424 (2002).
- [54] D. Boldrin, B. Fåk, M. Enderle, S. Bieri, J. Ollivier, S. Rols, P. Manuel, and A. S. Wills, *Phys. Rev. B* **91**, 220408 (2015).
- [55] A. Pushp, T. Phung, C. Rettner, B. P. Hughes, S.-H. Yang, and S. S. P. Parkin, *Proc. Natl. Acad. Sci. USA* **112**, 6585 (2015).
- [56] M. Elhajal, B. Canals, and C. Lacroix, *Phys. Rev. B* **66**, 014422 (2002).
- [57] M. Pregelj, O. Zaharko, A. Günther, A. Loidl, V. Tsurkan, and S. Guerrero, *Phys. Rev. B* **86**, 144409 (2012).
- [58] I. Rousochatzakis, J. Richter, R. Zinke, and A. A. Tsirlin, *Phys. Rev. B* **91**, 024416 (2015).